

當日市場：市場處於強勁震盪的階段

2023/09/14

市場走勢

市場指數	VNI	HNI	UPCOM
收盤	1,238.39	256.11	94.18
%日	-0.57%	-0.08%	-0.10%
%週	-0.57%	0.29%	-0.40%
%月	0.50%	4.43%	0.96%
%年	-0.80%	-9.05%	4.18%
成交值(Bil.VND)			
當日	9,763	1,044	442
日均量/週	27,125	2,404	1,158
日均量/月	23,518	2,295	1,037
外資進出			
買進	1,698.95	18.38	40.25
賣出	2,900.23	8.49	37.42
買賣超	-1,201.29	9.90	2.83
市場漲跌家數			
上漲	138	75	149
下跌	305	104	107
持平	56	73	84
市場指標			
P/E	14.87	22.00	18.11
總市值 (兆盾)	5,018	338	1,115
股息殖利率	1.73%	2.77%	5.34%

資料源: Bloomberg – YSVN

VNINDEX



HNIINDEX



市場走勢

投資者的謹慎情緒導致指數在舊頂值以下劇烈波動。VN-Index 收盤下跌 0.57%，止於 1238.39 點，HNX-Index 和 Upcom-Index 同步分別下跌 0.08% 和 0.1%。3 大市場的交易額達到 30 兆 910 億越南盾。

銀行股在當日保持良好的漲幅，如 CTG、HDB、TPB、VIB、VPB。此外，GAS (2.8%) 隨後宣布發行股票以增資。值得關注的是，MWG (3%) 收於 57,500 越南盾，則是當日最亮的股票。相反，市場的拋售壓力較大，如 SAB、MSN、STB、VIC、VHM、VRE、SHB、GVR 等均小幅下跌。

FCN 和 HHV 等公共投資股漲停，而 LCG (3.5%) 也上漲。

外資在整個市場反轉賣超 1 兆 1,870 億越南盾，其中 HPG (3,110 億)、STB (1,270 億)、VHM (1,110 億) 被拋售最多的股票。相反，SSI (760 億)、HDG (530 億)、BSI (460 億) 在買超方面領先。

市場短期觀點

我們認為市場可能會回歸上漲趨勢，VN-Index 可能會在下一交易日測試 1,255 點的阻力位。同時，市場仍處於積極劇烈波動的時期，因此我們預計 VN-Index 可能會迅速突破 1,255 點的阻力位。不利點是，拋售力量在市場大幅下跌的交易日中增加，顯示投資者對當前市場的走勢持謹慎態度，因此 VN-Index 可能在未來 1-2 個交易日跌破 1,255 點的阻力位。

大盤的短期走勢仍維持上漲。因此，在短期內，我們建議投資者可以繼續持有投資組合中高比例的股票，並可以利用調整期間的機會以增加股票比例。

請在 <https://ysradar.yuanta.com.vn/> 查看有關股票的信號。

技術分析圖



指數技術分析圖 VN-Index



指數技術分析圖 HNX-Index

指數	短期趨勢	中期趨勢	阻力區 1	阻力區 2	支撐區 1	支撐區 2
VN-Index	上漲	上漲	1253	1300	870	800
HNX-Index	上漲	上漲	260	306	189	160
VN30	上漲	上漲	1270	1300	980	960
VNMidcaps	上漲	上漲	1280	1250	963	900
VNSmallcaps	上漲	上漲	1250	1250	804	750

胡志明市交易所 (HSX)

	收盤	漲跌%
VNI	1238.39	-0.57%
VN30	1247.95	-0.63%
VN Mid	1802.97	-0.43%
VN Small	1474.58	-0.03%

河內交易所 (HSX)

	收盤	漲跌%
HNI	256.11	-0.08%
HN30	551.36	-0.02%
VNX AllSh	1251.14	-0.53%

UPCOM 市場 (UPCoM)

	收盤	漲跌%
UPCoM	94.18	-0.10%

外資交易	成交值 (Bil.VND)
買進	1698.95
賣出	2900.23
買超/賣超	-1201.29

外資交易	成交值 (Bil.VND)
買進	18.38
賣出	8.49
買超/賣超	9.90

外資交易	成交值 (Bil.VND)
買進	40.25
賣出	37.42
買超/賣超	2.83

上漲排名/ 股碼	漲跌(VND)	漲跌%
FCN	1250	6.94%
CNG	2100	6.90%
PTL	400	6.90%
HHV	1100	6.79%
APG	700	6.54%

上漲排名/ 股碼	漲跌(VND)	漲跌%
KSV	3500	9.78%
CMS	2000	9.76%
PGS	2200	9.28%
VGS	1300	6.74%
BCC	400	3.17%

上漲排名/ 股碼	漲跌(VND)	漲跌%
PGB	3653	14.55%
CLX	1528	9.92%
TCI	735	5.65%
G36	458	4.92%
C4G	673	4.61%

下跌排名/ 股碼	漲跌(VND)	漲跌%
HPX	-440	-6.95%
NVL	-1000	-4.77%
TSC	-230	-4.27%
TDH	-250	-3.97%
VPH	-400	-3.72%

下跌排名/ 股碼	漲跌(VND)	漲跌%
DDG	-400	-4.44%
VFS	-800	-3.13%
IVS	-400	-2.88%
IDJ	-200	-2.56%
PSI	-300	-2.46%

下跌排名/ 股碼	漲跌(VND)	漲跌%
NTC	-2053	-1.11%
GDA	-208	-0.71%
VUA	-133	-0.38%
MCM	-111	-0.29%
VLC	-32	-0.20%

*備註: 市值>5,000 億盾; 成交值>15 億盾

市值排名/ 股碼	Bil.VND
VCB	502,459
BID	237,751
VHM	232,959
VIC	229,980
GAS	196,563

市值排名/ 股碼	Bil.VND
HUT	24,455
PVS	17,637
SHS	16,670
IDC	16,104
CEO	14,205

市值排名/ 股碼	Bil.VND
ACV	163,654
VGI	75,039
BSR	65,343
MCH	57,115
VEA	50,610

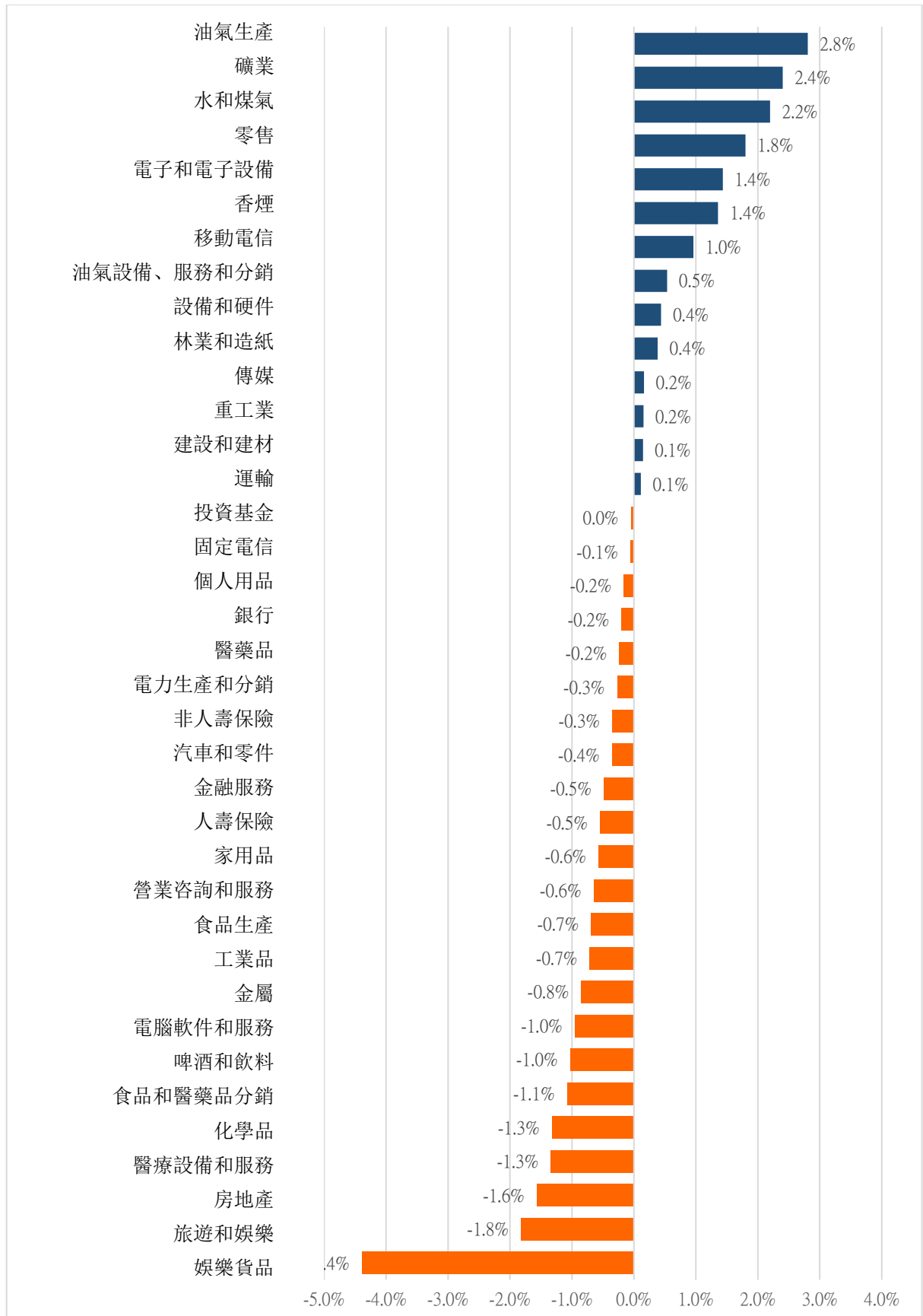
交易量排名/ 股碼	成交值	30 日均
NVL	77,131,800	47,524,436
HPG	49,263,400	29,985,090
GEX	39,010,300	22,940,685
VIX	38,055,500	36,401,389
HHV	36,190,900	6,576,209

交易量排名/ 股碼	成交值	30 日均
SHS	18,944,376	22,807,478
HUT	18,611,353	5,630,214
CEO	14,638,639	16,051,274
PVS	8,761,864	6,063,345
MBS	4,981,329	3,727,085

交易量排 名/股碼	成交值	30 日均
BSR	20,258,691	9,405,842
C4G	12,881,874	3,481,129
SBS	6,588,962	4,283,169
OIL	4,381,187	1,538,135
NAB	4,018,743	489,511

資料源: Bloomberg & Yuanta Research

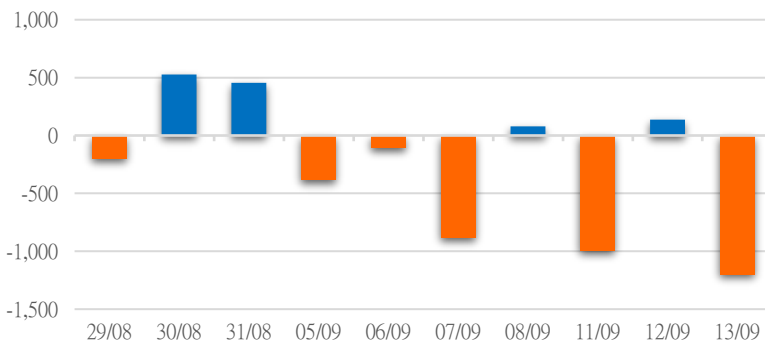
各行業板塊的交易走勢



資料源: FiinPro - YSVN

外資買進賣統計

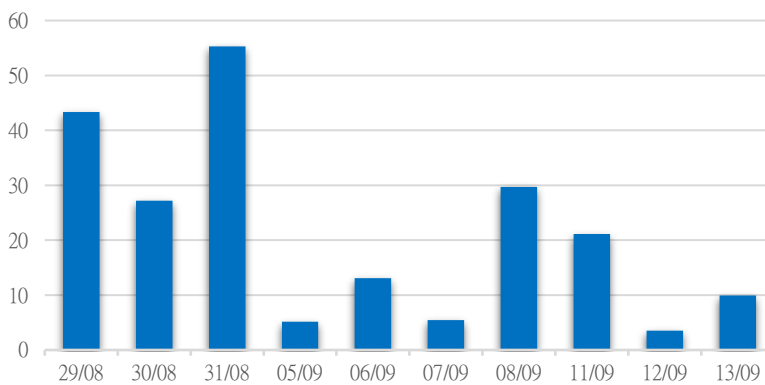
HSX 外資每日買/賣超



證券代碼	買超金額 (Mil.VND)	證券代碼	賣超金額 (Mil.VND)
SSI	76,895	HPG	311,361
HDG	53,141	STB	127,274
BSI	46,188	VHM	110,650
VNM	16,539	KBC	103,506
HHV	14,299	MWG	78,973

HSX 外資買/賣超的前 5 名

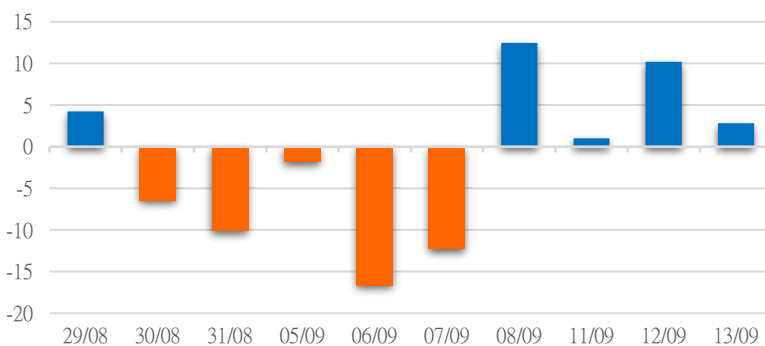
HNX 外資每日買/賣超



證券代碼	買超金額 (Mil.VND)	證券代碼	賣超金額 (Mil.VND)
IDC	8,315	CEO	3,756
TSB	1,830	NVB	1,454
PVI	1,328	IVS	677
VNR	1,035	PSD	523
TNG	877	PLC	383

HNX 外資買/賣超的前 5 名

UPCOM 外資每日買/賣超



證券代碼	買超金額 (Mil.VND)	證券代碼	賣超金額 (Mil.VND)
BSR	19,408	VTP	9,463
MPC	734	QNS	8,479
PAT	662	ACV	1,289
QTP	656	VGG	633
LTG	589	AAS	416

UPCOM 外資買/賣超的前 5 名

源: FiiPro - YSVN

自營統計

證券代碼	買超金額 (Mil.VND)	證券代碼	賣超金額 (Mil.VND)
FUEVFN30	43,550	NVL	123,834
E1VFN30	27,369	MWG	85,909
HSG	10,998	FPT	65,305
GAS	6,678	HPG	48,975
APH	6,561	VPB	48,798

HSX 自營交易最大前名

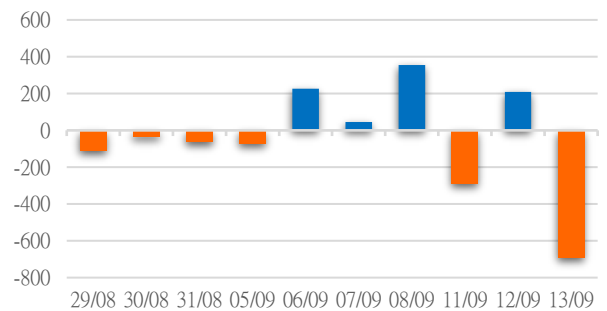
證券代碼	買超金額 (Mil.VND)	證券代碼	賣超金額 (Mil.VND)
		PVS	11,527
		IDC	5,001.3
		CEO	4,305.0
		HUT	2,050.0
		TNG	6.4

HNX 自營交易最大前名

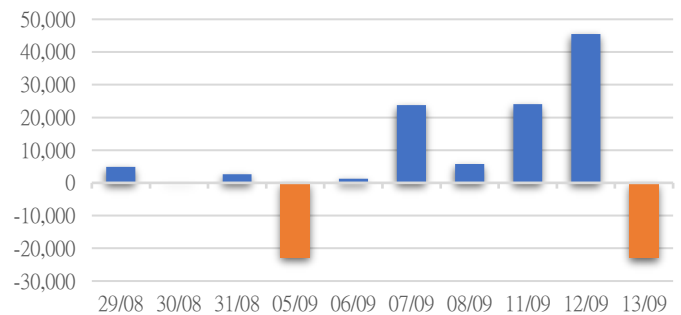
證券代碼	買超金額 (Mil.VND)	證券代碼	賣超金額 (Mil.VND)
BSR	5,321.00	QNS	2,525
ACV	38	ABB	4

UPCoM 自營交易最大前名

HSX 自營交易每日買/賣超 (Bil.VND)



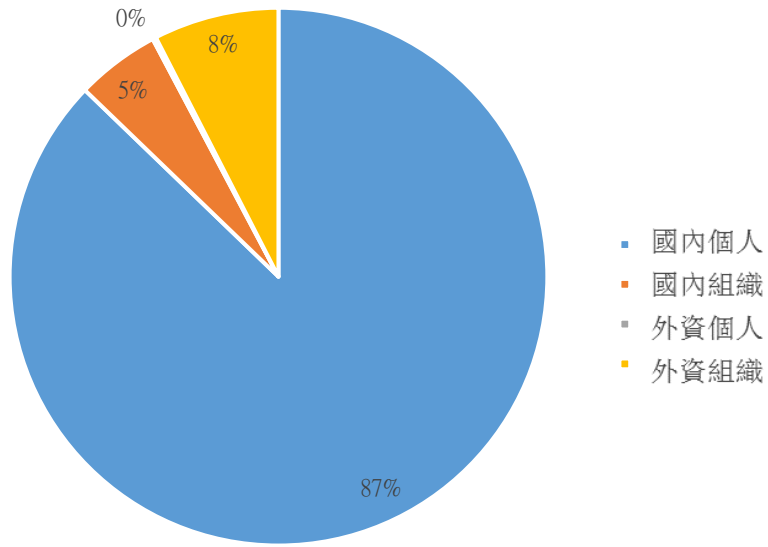
HNX 自營交易每日買/賣超 (Mil.VND)



UPCoM 自營交易每日買/賣超 (Mil.VND)

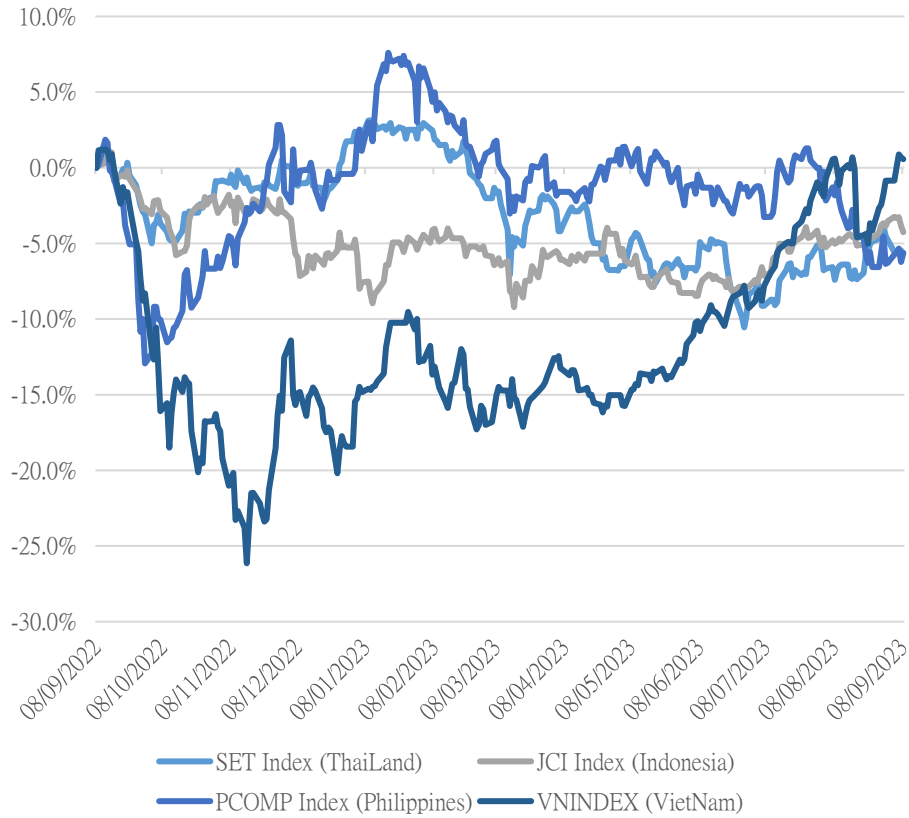


越南證券市場投資人類別統計



資料源: FiinPro – YSVN

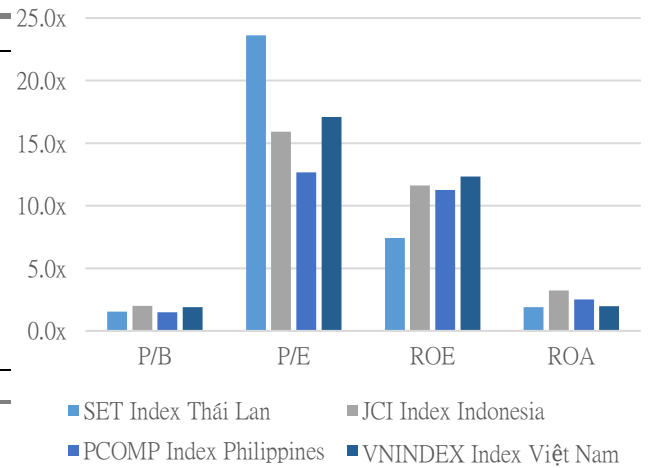
東南亞主要市場走勢比較



東南亞主要市場數據

		Thailand	Indonesia	Philippines	Vietnam
P/B		1.5x	2.0x	1.5x	1.9x
P/E		23.6x	15.9x	12.7x	17.1x
ROE	%	7.42	11.62	11.26	12.34
ROA	%	1.90	3.22	2.50	1.98
Vốn hóa	Tỷ USD	528.51	668.20	157.30	206.25
GTGD	Triệu USD	1.07	0.60	0.06	0.84
LS cổ tức	%	3.01	3.94	2.74	1.51

源: Bloomberg & YSVN



元大證券（越南）公司

個人客戶分析部

Nguyễn Thế Minh
研究分析經理
+84 28 3622 6868 ext 3826
minh.nguyen@yuanta.com.vn

Lý Thị Hiền
研究分析主管
+84 28 3622 6868 ext 3908
hien.ly@yuanta.com.vn

Quách Đức Khánh
研究分析副主管
+84 28 3622 6868 ext 3833
khanh.quach@yuanta.com.vn

Khổng Hữu Hiệp
高級分析專員
+84 28 3622 6868 ext 3912
hiiep.khong@yuanta.com.vn

Nguyễn Trịnh Ngọc Hồng
高級分析專員
+84 28 3622 6868 ext 3832
hong.nguyen@yuanta.com.vn

Phạm Tấn Phát
高級分析專員
+84 28 3622 6868 ext 3880
phat.pham@yuanta.com.vn

個人客戶業務部

Phạm Đắc Thành
北部分行經理
+84 28 3622 6868 ext 3416
thanh.pham@yuanta.com.vn

Võ Thị Thu Thủy
平陽分行經理
+84 28 3622 6868 ext 3505
thuy.vo@yuanta.com.vn

Lương Kỳ Ty
堤岸分行經理
+84 28 3622 6868 ext 3653
ty.luong@yuanta.com.vn

Bùi Quốc Phong
同奈分行經理
+84 28 3622 6868 ext 3701
phong.bui@yuanta.com.vn

Võ Đình Tuấn
峴港分行經理
+84 28 3622 6868 ext 3301
tuan.vo@yuanta.com.vn

Nguyễn Việt Quang
河內分行經理
+84 28 3622 6868 ext 3404
quang.nguyen@yuanta.com.vn

Đinh Thị Thu Cúc
頭頓分行經理
+84 28 3622 6868 ext 3203
cuc.dinh@yuanta.com.vn

Appendix A: Important Disclosures

Analyst Certification

Each research analyst primarily responsible for the content of this research report, in whole or in part, certifies that with respect to each security or issuer that the analyst covered in this report: (1) all of the views expressed accurately reflect his or her personal views about those securities or issuers; and (2) no part of his or her compensation was, is, or will be, directly or indirectly, related to the specific recommendations or views expressed by that research analyst in the research report.

Ratings Definitions

BUY: We have a positive outlook on the stock based on our expected absolute or relative return over the investment period. Our thesis is based on our analysis of the company's outlook, financial performance, catalysts, valuation and risk profile. We recommend investors add to their position.

HOLD-Outperform: In our view, the stock's fundamentals are relatively more attractive than peers at the current price. Our thesis is based on our analysis of the company's outlook, financial performance, catalysts, valuation and risk profile.

HOLD-Underperform: In our view, the stock's fundamentals are relatively less attractive than peers at the current price. Our thesis is based on our analysis of the company's outlook, financial performance, catalysts, valuation and risk profile.

SELL: We have a negative outlook on the stock based on our expected absolute or relative return over the investment period. Our thesis is based on our analysis of the company's outlook, financial performance, catalysts, valuation and risk profile. We recommend investors reduce their position.

Under Review: We actively follow the company, although our estimates, rating and target price are under review.

Restricted: The rating and target price have been suspended temporarily to comply with applicable regulations and/or Yuanta policies.

Note: Yuanta research coverage with a Target Price is based on an investment period of 12 months. Greater China Discovery Series coverage does not have a formal 12 month Target Price and the recommendation is based on an investment period specified by the analyst in the report.

Global Disclaimer

© 2018 Yuanta. All rights reserved. The information in this report has been compiled from sources we believe to be reliable, but we do not hold ourselves responsible for its completeness or accuracy. It is not an offer to sell or solicitation of an offer to buy any securities. All opinions and estimates included in this report constitute our judgment as of this date and are subject to change without notice.

This report provides general information only. Neither the information nor any opinion expressed herein constitutes an offer or invitation to make an offer to buy or sell securities or other investments. This material is prepared for general circulation to clients and is not intended to provide tailored investment advice and does not take into account the individual financial situation and objectives of any specific person who may receive this report. Investors should seek financial advice regarding the appropriateness of investing in any securities, investments or investment strategies discussed or recommended in this report. The information contained in this report has been compiled from sources believed to be reliable but no representation or warranty, express or implied, is made as to its accuracy, completeness or correctness. This report is not (and should not be construed as) a solicitation to act as securities broker or dealer in any jurisdiction by any person or company that is not legally permitted to carry on such business in that jurisdiction.

Yuanta research is distributed in the United States only to Major U.S. Institutional Investors (as defined in Rule 15a-6 under the Securities Exchange Act of 1934, as amended and SEC staff interpretations thereof). All transactions by a US person in the securities mentioned in this report must be effected through a registered broker-dealer under Section 15 of the Securities Exchange Act of 1934, as amended. Yuanta research is distributed in Taiwan by Yuanta Securities Investment Consulting. Yuanta research is distributed in Hong Kong by Yuanta Securities (Hong Kong) Co. Limited, which is licensed in Hong Kong by the Securities and Futures Commission for regulated activities, including Type 4 regulated activity (advising on securities). In Hong Kong, this research report may not be redistributed, retransmitted or disclosed, in whole or in part or any form or manner, without the express written