

當日市場：航運、油氣股逆市而行

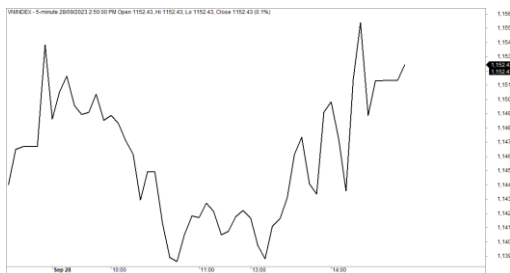
2023/09/29

市場走勢

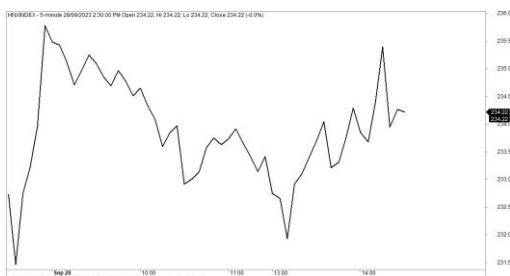
市場指數	VNI	HNI	UPCOM
收盤	1,152.43	234.50	88.44
%日	-0.12%	-0.57%	-0.33%
%週	-5.89%	-7.45%	-4.95%
%月	-2.49%	-2.91%	-2.51%
%年	-1.09%	-7.70%	2.33%
成交值(Bil.VND)			
當日	9,763	1,044	442
日均量/週	23,669	2,565	1,226
日均量/月	23,780	2,314	1,024
外資進出			
買進	1,104.38	131.51	13.18
賣出	1,607.23	32.19	7.57
買賣超	-502.85	99.33	5.61
市場漲跌家數			
上漲	138	76	149
下跌	305	90	107
持平	56	73	84
市場指標			
P/E	13.60	20.08	17.55
總市值 (兆盾)	4,589	308	1,080
股息殖利率	1.90%	3.55%	5.50%

資料源: Bloomberg – YSVN

VNINDEX



HNIINDEX



市場走勢

市場未能維持前一交易日的上漲勢頭，VN-Index 收盤下跌 0.12%，止於 1152.43 點，HNX-Index 和 Upcom-Index 同步下跌 0.57% 和 0.33%。3 大市場的交易額達到 17 兆 770 億越南盾。

市場處於震盪階段，流動性比前一交易日持平。跌幅繼續占主導地位，其中 ACB、GVR、POW、SSB、SHB、STB、SSI、VNM、VRE 等下跌 1-3%。在漲幅方面，TPB、VCB、VPB、GAS、MWG、BCM 均上漲。

在行業板塊方面，航運和油氣大幅上漲，如 PVT、HAH、GMD、PVD、GAS、VOS、GSP。證券股處於分化階段，如 FTS 漲停。

外資在整個市場賣超 4,040 億越南盾，其中 STB（880 億）、GMD（640 億）、VND（640 億）被拋售最多的股票。相反，VCG（680 億）、PDR（570 億）、MSN（480 億）在買超方面領先。

市場短期觀點

我們認為市場可能會在下一個交易日繼續復甦，VN-Index 可能會重新測試 1,175 - 1,180 點。同時，VNMidcaps 和 VNSmallcaps 指數的短期風險出現逐漸下跌的跡象，顯示中小型股的拋售壓力有所減輕。此外，市場仍處於技術性復甦階段，因此投資者在下跌趨勢中應限制拋售。大盤的短期走勢仍維持下跌。因此，在短期內，我們建議投資者應優先考慮降低槓桿至低水平的策略，或者可以考慮在市場下跌時低買和在市場復甦時拋售的策略，VN-Index 可能逼近 1,175 - 1,180 點的阻力位。同時，若投資者在之前幾個交易日持有現金或減持大部分股票比例，投資者應觀察並不宜急於再次買進新股。

請在 <https://ysradar.yuanta.com.vn/> 查看有關股票的信號。

技術分析圖



指數技術分析圖 VN-Index



指數技術分析圖 HNX-Index

指數	短期趨勢	中期趨勢	阻力區 1	阻力區 2	支撐區 1	支撐區 2
VN-Index	下跌	上漲	1253	1300	870	800
HNX-Index	下跌	上漲	260	306	189	160
VN30	下跌	上漲	1270	1300	980	960
VNMidcaps	下跌	上漲	1280	1250	963	900
VNSmallcaps	下跌	上漲	1250	1250	804	750

胡志明市交易所 (HSX)

	收盤	漲跌%
VNI	1152.43	-0.12%
VN30	1164.45	-0.36%
VN Mid	1639.87	-0.15%
VN Small	1360.9	-0.08%

河內交易所 (HSX)

	收盤	漲跌%
HNI	234.5	-0.57%
HN30	493.1	-0.55%
VNX AllSh	1158.31	-0.28%

UPCOM 市場 (UPCoM)

	收盤	漲跌%
UPCoM	88.44	-0.33%

外資交易	成交值 (Bil.VND)
買進	1104.38
賣出	1607.23
買超/賣超	-502.85

外資交易	成交值 (Bil.VND)
買進	131.51
賣出	32.19
買超/賣超	99.33

外資交易	成交值 (Bil.VND)
買進	13.18
賣出	7.57
買超/賣超	5.61

上漲排名/ 股碼	漲跌(VND)	漲跌%
FTS	2800	6.97%
GSP	900	6.92%
VOS	850	6.80%
BSI	2100	5.40%
SMC	600	5.36%

上漲排名/ 股碼	漲跌(VND)	漲跌%
VC7	2200	9.69%
PVS	2100	5.61%
DXP	700	5.56%
PVC	800	4.65%
HTP	1100	3.79%

上漲排名/ 股碼	漲跌(VND)	漲跌%
SGP	1067	5.90%
VUA	1423	5.27%
BSR	862	4.09%
BMS	455	3.92%
OIL	388	3.77%

下跌排名/ 股碼	漲跌(VND)	漲跌%
SSB	-1250	-4.76%
DXS	-400	-4.42%
FCN	-650	-4.33%
CRE	-340	-3.94%
VIX	-650	-3.93%

下跌排名/ 股碼	漲跌(VND)	漲跌%
CMS	-3300	-10.00%
CEO	-800	-3.67%
NRC	-200	-3.45%
IPA	-500	-3.03%
EVS	-300	-2.97%

下跌排名/ 股碼	漲跌(VND)	漲跌%
CSI	-533	-1.15%
VGX	-254	-0.94%
VNZ	-4512	-0.56%
TVN	-21	-0.31%
ABW	-35	-0.29%

*備註: 市值>5,000 億盾; 成交值>15 億盾

市值排名/ 股碼	Bil.VND
VCB	490,722
BID	224,598
GAS	204,180
VHM	196,382
VIC	172,390

市值排名/ 股碼	Bil.VND
HUT	20,706
PVS	17,876
IDC	15,840
SHS	14,393
THD	13,436

市值排名/ 股碼	Bil.VND
ACV	163,402
VGI	69,545
BSR	65,352
MCH	54,198
VEA	49,054

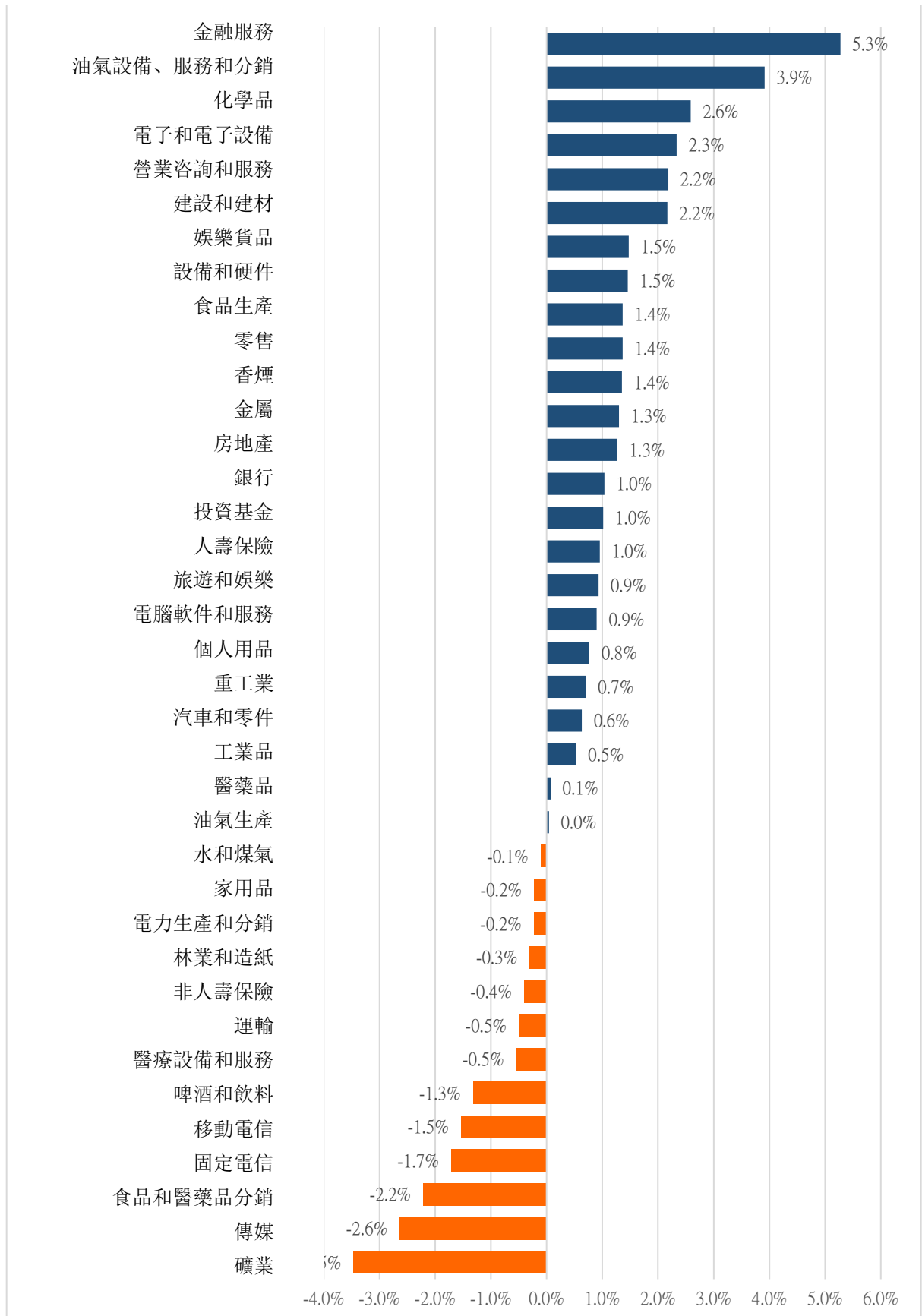
交易量排名/ 股碼	成交值	30 日均
VIX	31,375,401	38,278,217
STB	29,418,900	22,331,856
SSI	27,911,500	31,192,779
VND	26,177,400	31,008,533
NVL	20,771,800	46,061,733

交易量排名/ 股碼	成交值	30 日均
SHS	24,779,275	23,791,275
PVS	12,535,543	7,233,890
MBS	6,031,558	4,562,820
HUT	5,570,361	6,622,256
CEO	5,060,235	11,372,634

交易量排 名/股碼	成交值	30 日均
BSR	15,847,570	11,008,824
CEN	3,707,632	1,301,865
SBS	2,243,790	4,900,156
AAS	1,952,773	3,808,971
OIL	1,702,089	2,248,151

資料源: Bloomberg & Yuanta Research

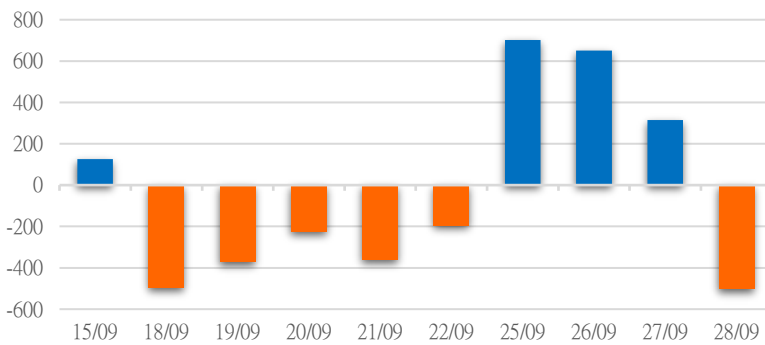
各行業板塊的交易走勢



資料源.: FiinPro – YSVN

外資買進賣統計

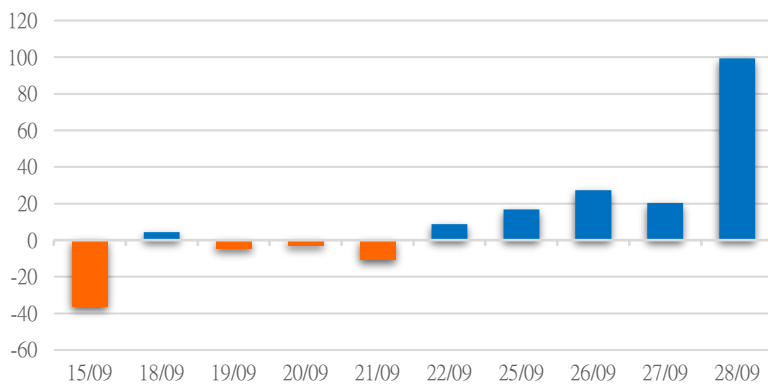
HSX 外資每日買/賣超



證券代碼	買超金額 (Mil.VND)	證券代碼	賣超金額 (Mil.VND)
GEX	110,638	VCI	70,873
GAS	54,968	SSI	34,597
MWG	43,900	VIC	22,087
PDR	33,609	HPG	20,230
DGC	33,333	STB	16,278

HSX 外資買/賣超的前 5 名

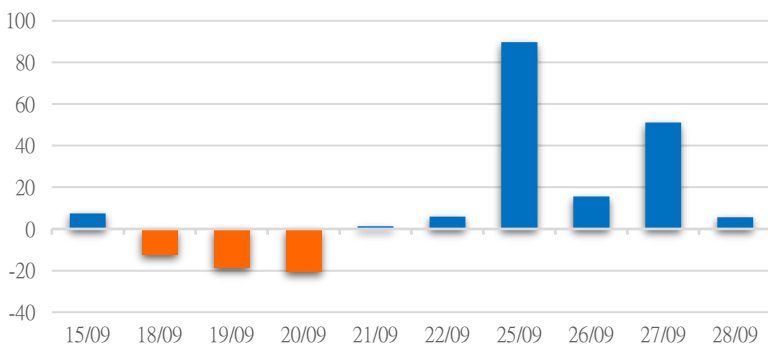
HNX 外資每日買/賣超



證券代碼	買超金額 (Mil.VND)	證券代碼	賣超金額 (Mil.VND)
IDC	43,031	TNG	10,944
PVS	35,260	DTD	1,650
HUT	19,355	NVB	1,259
SHS	12,681	MBS	766
PVI	1,437	VCS	287

HNX 外資買/賣超的前 5 名

UPCOM 外資每日買/賣超



證券代碼	買超金額 (Mil.VND)	證券代碼	賣超金額 (Mil.VND)
QNS	4,971	VSN	2,388
BSR	2,273	VEA	1,024
MCH	950	GDA	238
ACV	626	NAB	70
VGG	196	SID	34

UPCOM 外資買/賣超的前 5 名

源: FiiPro - YSVN

自營統計

證券代碼	買超金額 (Mil.VND)	證券代碼	賣超金額 (Mil.VND)
HPG	57,595	E1VFN30	72,488
VPB	41,067	MSN	40,134
MBB	39,013	DGC	30,259
VNM	29,924	VIB	13,153
ACB	29,086	MWG	12,213

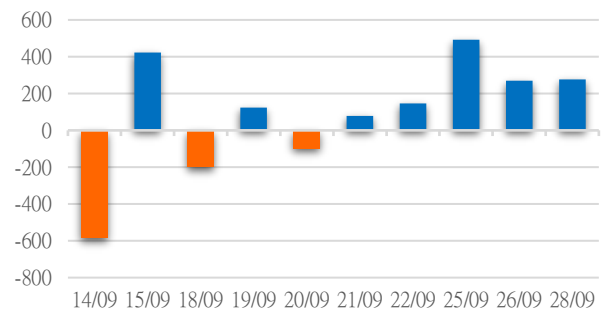
HSX 自營交易最大前名

證券代碼	買超金額 (Mil.VND)	證券代碼	賣超金額 (Mil.VND)
		IDC	3,034
		SCI	0.2
		PSI	0.2
		THD	0.1

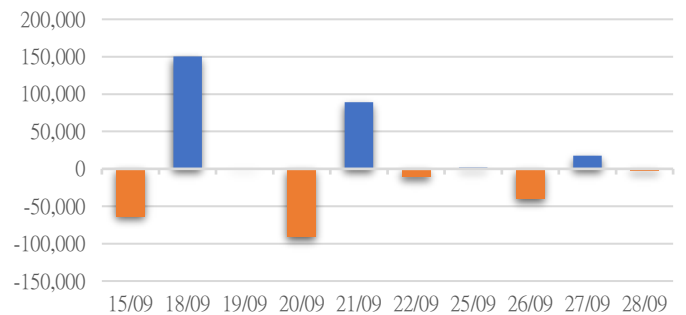
HNX 自營交易最大前名

證券代碼	買超金額 (Mil.VND)	證券代碼	賣超金額 (Mil.VND)
		BSR	2,195
		GDA	238
		ABB	0.3

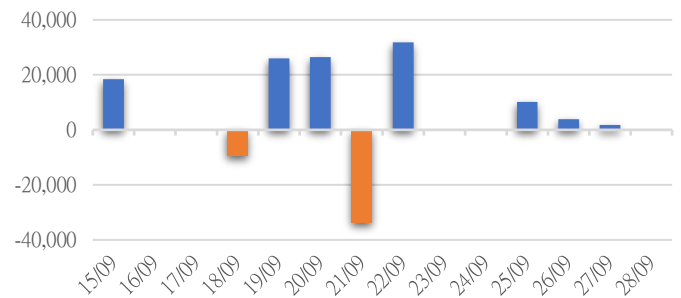
HSX 自營交易每日買/賣超 (Bil.VND)



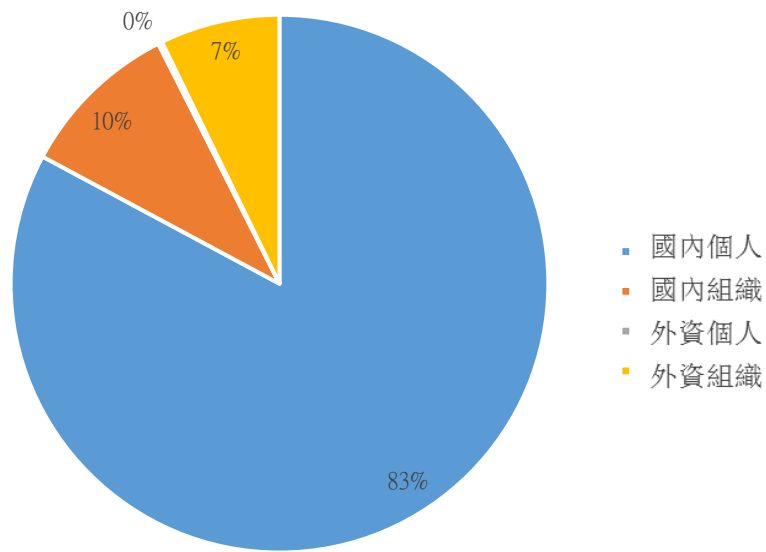
HNX 自營交易每日買/賣超 (Mil.VND)



UPCoM 自營交易每日買/賣超 (Mil.VND)



越南證券市場投資人類別統計



資料源: FiiPro – YSVN

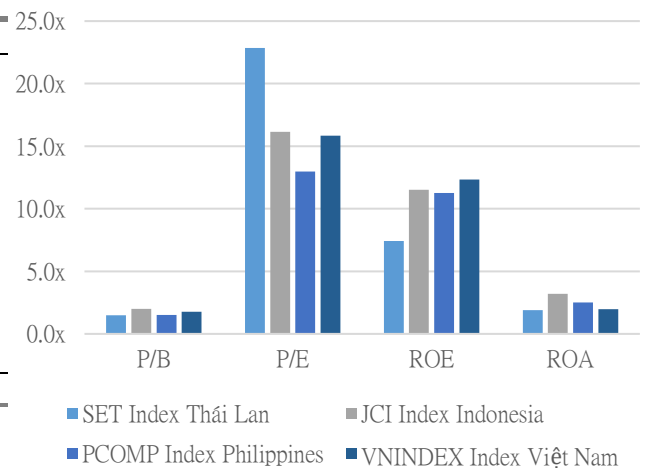
東南亞主要市場走勢比較



東南亞主要市場數據

		Thailand	Indonesia	Philippines	Vietnam
P/B		1.5x	2.0x	1.5x	1.8x
P/E		22.9x	16.2x	13.0x	15.8x
ROE	%	7.43	11.51	11.26	12.33
ROA	%	1.90	3.19	2.51	1.98
Vốn hóa	Tỷ USD	498.10	664.38	157.24	189.37
GTGD	Triệu USD	1.20	0.57	0.09	0.56
LS cổ tức	%	3.10	3.92	2.56	1.58

源: Bloomberg & YSVN



元大證券（越南）公司

個人客戶分析部

Nguyễn Thế Minh
研究分析經理
+84 28 3622 6868 ext 3826
minh.nguyen@yuanta.com.vn

Lý Thị Hiền
研究分析主管
+84 28 3622 6868 ext 3908
hien.ly@yuanta.com.vn

Quách Đức Khánh
研究分析副主管
+84 28 3622 6868 ext 3833
khanh.quach@yuanta.com.vn

Khổng Hữu Hiệp
高級分析專員
+84 28 3622 6868 ext 3912
hiep.khong@yuanta.com.vn

Nguyễn Trịnh Ngọc Hồng
高級分析專員
+84 28 3622 6868 ext 3832
hong.nguyen@yuanta.com.vn

Phạm Tấn Phát
高級分析專員
+84 28 3622 6868 ext 3880
phat.pham@yuanta.com.vn

個人客戶業務部

Phạm Đắc Thành
北部分行經理
+84 28 3622 6868 ext 3416
thanh.pham@yuanta.com.vn

Võ Thị Thu Thủy
平陽分行經理
+84 28 3622 6868 ext 3505
thuy.vo@yuanta.com.vn

Lương Kỳ Ty
堤岸分行經理
+84 28 3622 6868 ext 3653
ty.luong@yuanta.com.vn

Bùi Quốc Phong
同奈分行經理
+84 28 3622 6868 ext 3701
phong.bui@yuanta.com.vn

Võ Đình Tuấn
峴港分行經理
+84 28 3622 6868 ext 3301
tuan.vo@yuanta.com.vn

Nguyễn Việt Quang
河內分行經理
+84 28 3622 6868 ext 3404
quang.nguyen@yuanta.com.vn

Đinh Thị Thu Cúc
頭頓分行經理
+84 28 3622 6868 ext 3203
cuc.dinh@yuanta.com.vn

Appendix A: Important Disclosures

Analyst Certification

Each research analyst primarily responsible for the content of this research report, in whole or in part, certifies that with respect to each security or issuer that the analyst covered in this report: (1) all of the views expressed accurately reflect his or her personal views about those securities or issuers; and (2) no part of his or her compensation was, is, or will be, directly or indirectly, related to the specific recommendations or views expressed by that research analyst in the research report.

Ratings Definitions

BUY: We have a positive outlook on the stock based on our expected absolute or relative return over the investment period. Our thesis is based on our analysis of the company's outlook, financial performance, catalysts, valuation and risk profile. We recommend investors add to their position.

HOLD-Outperform: In our view, the stock's fundamentals are relatively more attractive than peers at the current price. Our thesis is based on our analysis of the company's outlook, financial performance, catalysts, valuation and risk profile.

HOLD-Underperform: In our view, the stock's fundamentals are relatively less attractive than peers at the current price. Our thesis is based on our analysis of the company's outlook, financial performance, catalysts, valuation and risk profile.

SELL: We have a negative outlook on the stock based on our expected absolute or relative return over the investment period. Our thesis is based on our analysis of the company's outlook, financial performance, catalysts, valuation and risk profile. We recommend investors reduce their position.

Under Review: We actively follow the company, although our estimates, rating and target price are under review.

Restricted: The rating and target price have been suspended temporarily to comply with applicable regulations and/or Yuanta policies.

Note: Yuanta research coverage with a Target Price is based on an investment period of 12 months. Greater China Discovery Series coverage does not have a formal 12 month Target Price and the recommendation is based on an investment period specified by the analyst in the report.

Global Disclaimer

© 2018 Yuanta. All rights reserved. The information in this report has been compiled from sources we believe to be reliable, but we do not hold ourselves responsible for its completeness or accuracy. It is not an offer to sell or solicitation of an offer to buy any securities. All opinions and estimates included in this report constitute our judgment as of this date and are subject to change without notice.

This report provides general information only. Neither the information nor any opinion expressed herein constitutes an offer or invitation to make an offer to buy or sell securities or other investments. This material is prepared for general circulation to clients and is not intended to provide tailored investment advice and does not take into account the individual financial situation and objectives of any specific person who may receive this report. Investors should seek financial advice regarding the appropriateness of investing in any securities, investments or investment strategies discussed or recommended in this report. The information contained in this report has been compiled from sources believed to be reliable but no representation or warranty, express or implied, is made as to its accuracy, completeness or correctness. This report is not (and should not be construed as) a solicitation to act as securities broker or dealer in any jurisdiction by any person or company that is not legally permitted to carry on such business in that jurisdiction.

Yuanta research is distributed in the United States only to Major U.S. Institutional Investors (as defined in Rule 15a-6 under the Securities Exchange Act of 1934, as amended and SEC staff interpretations thereof). All transactions by a US person in the securities mentioned in this report must be effected through a registered broker-dealer under Section 15 of the Securities Exchange Act of 1934, as amended. Yuanta research is distributed in Taiwan by Yuanta Securities Investment Consulting. Yuanta research is distributed in Hong Kong by Yuanta Securities (Hong Kong) Co. Limited, which is licensed in Hong Kong by the Securities and Futures Commission for regulated activities, including Type 4 regulated activity (advising on securities). In Hong Kong, this research report may not be redistributed, retransmitted or disclosed, in whole or in part or any form or manner, without the express written