

當日市場：Vingroup 股復甦，市場小幅上漲

2023/10/02

市場走勢

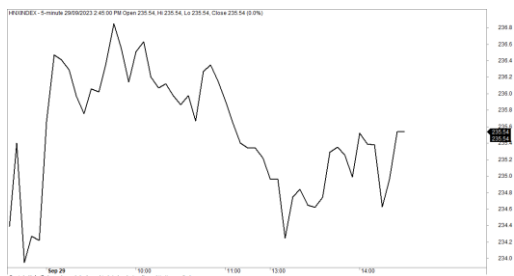
市場指數	VNI	HNI	UPCOM
收盤	1,154.15	236.35	88.78
%日	0.15%	0.79%	0.38%
%週	-3.26%	-2.80%	-2.18%
%月	-4.17%	-4.11%	-3.88%
%年	2.49%	-5.24%	4.18%
成交值(Bil.VND)			
當日	9,763	1,044	442
日均量/週	18,590	2,114	907
日均量/月	23,154	2,272	1,006
外資進出			
買進	1,033.39	147.50	10.40
賣出	1,568.22	14.58	13.10
買賣超	-534.83	132.92	-2.69
市場漲跌家數			
上漲	138	106	149
下跌	305	72	107
持平	56	73	84
市場指標			
P/E	13.79	20.62	17.56
總市值 (兆盾)	4,655	316	1,081
股息殖利率	1.96%	3.48%	5.60%

資料源: Bloomberg – YSVN

VNINDEX



HNIINDEX



市場走勢

隨著 Vingroup 股復甦，市場在周末小幅上漲。VN-Index 收盤上漲 0.15%，止於 1154.15 點，HNX-Index 和 Upcom-Index 同步分別上漲 0.79% 和 0.38%。3 大市場的交易額達到 14 兆 330 億越南盾。

周末的焦點來自 Vingroup 股票，其中 VIC (4.1%)、VHM (2.3%)、VRE (2.6%) 均上漲。此外，BCM (3.4%)、VPB (2.4%)、SHB (1.4%) 也大幅上漲。然而，市場處於明顯分化階段，如 CTG (-2.6)、SSI (-1.6%)、FPT (-1.3%)、HPG (-1.1%) 等多檔股票下跌。

指數也收盤上漲，如 VNMid-Index 上漲 0.26%，VNSML-Index 上漲 0.32%。銀行、證券、鋼鐵等股票表現不佳，而公共投資、電力、房地產等股票有所活躍。

外資在整個市場賣超 4,940 億越南盾，其中 CTG (890 億)、VCI (770 億)、HPG (520 億) 被拋售最多的股票。相反，HUT (1,070 億)、DXG (240 億)、SHS (240 億) 在買超方面領先。

市場短期觀點

我們認為市場在本周的首個交易日可能會再次下跌，VN-Index 可能會繼續在 100 日均線附近震盪。同時，短期風險仍然較高，現金流可能會在各類股票之間出現分化，因為現金流可能仍主要集中在中小型股。流動性大幅下降顯示拋售壓力也明顯走弱，但在高價位的需求仍尚未改善。

目前中短期風險是美元和美國 10 年期債券收益率維持上漲勢頭，我們認為這些因素將對近期市場走勢產生負面影響。大盤的短期走勢仍維持下跌。因此，在短期內，我們建議投資者仍應優先考慮減少股票比例的策略，尤其是在復甦期將保證金率減少至較低水平。同時，我們不建議投資者在此期間購買新股。

根據周線圖上，VN-Index 比前一周跌破 1,175 點（即 -3.27%），成交量減少 16%。同時，VN-Index 的價格走勢圖在 20 周均線附近交易，價格走勢圖出現進入中期調整階段的跡象。此外，大盤的中期走勢調整至下跌。因此，在中期內，我們建議投資者停止買進，並減少股票比例。

請在 <https://ysradar.yuanta.com.vn/> 查看有關股票的信號。

技術分析圖



指數技術分析圖 VN-Index



指數技術分析圖 HNX-Index

指數	短期趨勢	中期趨勢	阻力區 1	阻力區 2	支撐區 1	支撐區 2
VN-Index	下跌	下跌	1253	1300	870	800
HNX-Index	下跌	下跌	260	306	189	160
VN30	下跌	下跌	1270	1300	980	960
VNMidcaps	下跌	下跌	1280	1250	963	900
VNSmallcaps	下跌	下跌	1250	1250	804	750

胡志明市交易所 (HSX)

	收盤	漲跌%
VNI	1154.15	0.15%
VN30	1166.26	0.16%
VN Mid	1644.08	0.26%
VN Small	1365.24	0.32%

河內交易所 (HSX)

	收盤	漲跌%
HNI	236.35	0.79%
HN30	494.89	0.36%
VNX AllSh	1160.57	0.20%

UPCOM 市場 (UPCoM)

	收盤	漲跌%
UPCoM	88.78	0.38%

外資交易	成交值 (Bil.VND)
買進	1033.39
賣出	1568.22
買超/賣超	-534.83

外資交易	成交值 (Bil.VND)
買進	147.50
賣出	14.58
買超/賣超	132.92

外資交易	成交值 (Bil.VND)
買進	10.40
賣出	13.10
買超/賣超	-2.69

上漲排名/ 股碼	漲跌(VND)	漲跌%
HAP	320	6.91%
VPH	560	6.91%
LHG	2150	6.87%
NHH	1050	6.73%
GEG	950	6.35%

上漲排名/ 股碼	漲跌(VND)	漲跌%
DHT	1800	9.28%
NVB	1000	8.26%
HUT	1500	6.52%
EVS	300	3.06%
TNG	500	2.53%

上漲排名/ 股碼	漲跌(VND)	漲跌%
SGB	1086	7.70%
BMS	463	3.83%
LTG	1244	3.38%
VUA	938	3.30%
GEE	743	3.07%

下跌排名/ 股碼	漲跌(VND)	漲跌%
FMC	-3400	-6.84%
APG	-330	-3.41%
TCH	-400	-3.33%
DPR	-900	-2.78%
AGG	-850	-2.66%

下跌排名/ 股碼	漲跌(VND)	漲跌%
CMS	-2900	-9.76%
VC7	-2400	-9.64%
PSI	-300	-3.03%
DXP	-400	-3.01%
VGS	-500	-2.48%

下跌排名/ 股碼	漲跌(VND)	漲跌%
LSG	-1276	-9.45%
BSR	-168	-0.76%
OIL	-27	-0.25%
ACV	-178	-0.24%
VLC	-20	-0.13%

*備註: 市值>5,000 億盾; 成交值>15 億盾

市值排名/ 股碼	Bil.VND
VCB	491,840
BID	224,346
GAS	210,152
VHM	193,769
VIC	171,627

市值排名/ 股碼	Bil.VND
HUT	20,528
PVS	18,880
IDC	15,411
SHS	14,149
THD	13,398

市值排名/ 股碼	Bil.VND
ACV	163,502
VGI	70,482
BSR	68,093
MCH	54,462
VEA	49,372

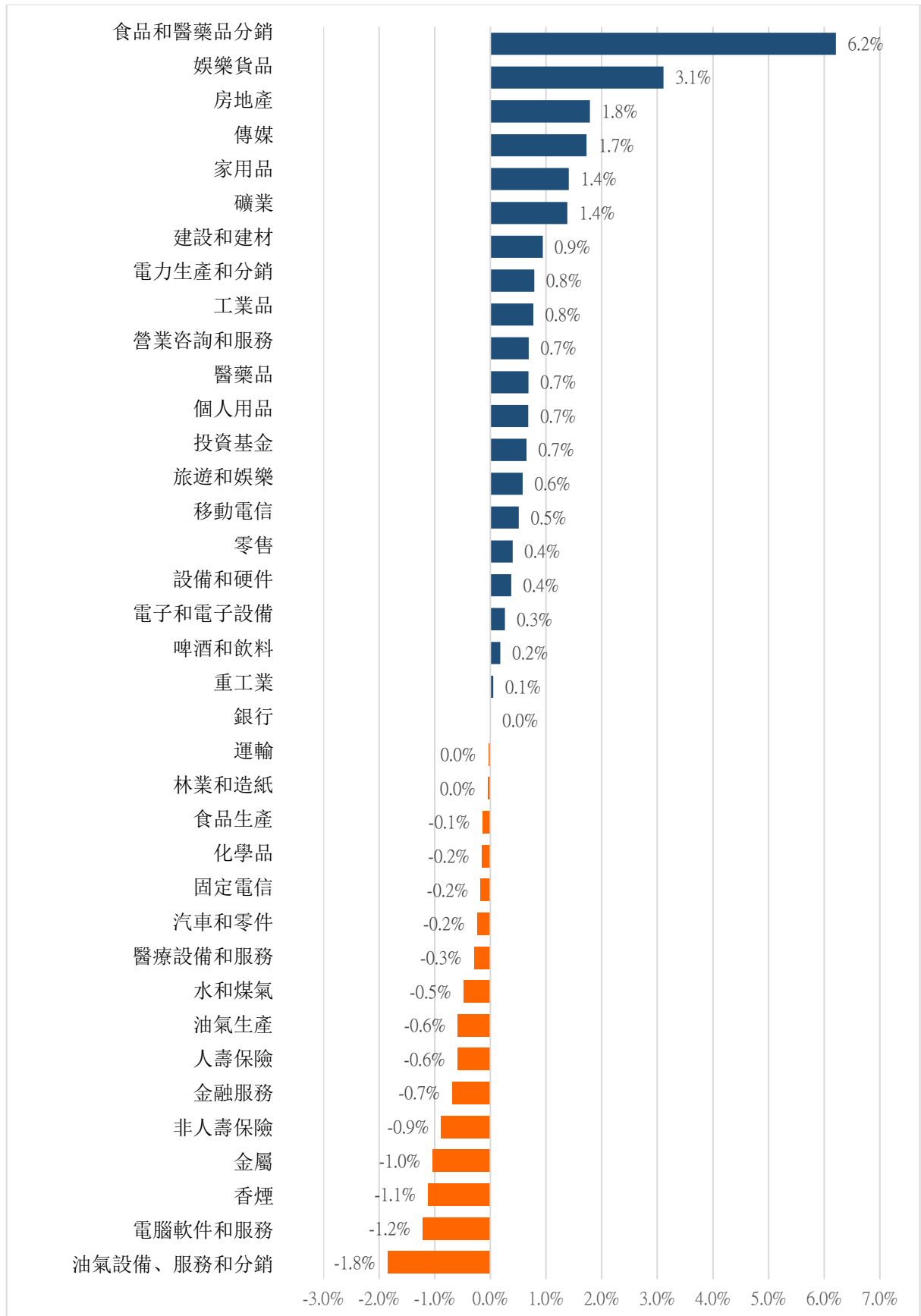
交易量排名/ 股碼	成交值	30 日均
VIX	20,665,507	38,241,052
SSI	19,993,322	31,237,787
GEX	18,426,551	27,789,792
VND	17,395,744	31,075,348
DIG	17,305,738	22,322,599

交易量排名/ 股碼	成交值	30 日均
SHS	21,818,104	23,882,517
NVB	18,239,346	634,279
HUT	7,232,901	6,545,299
PVS	6,271,840	7,664,833
CEO	6,053,644	10,894,575

交易量排 名/股碼	成交值	30 日均
BSR	8,896,947	11,411,085
TL4	2,914,597	5,933
SBS	2,138,546	4,906,661
CEN	1,944,431	1,468,233
PVX	1,845,753	531,287

資料源: Bloomberg & Yunta Research

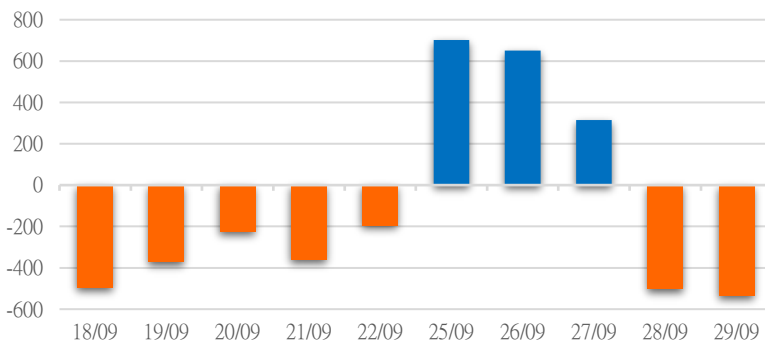
各行業板塊的交易走勢



資料源: FinPro - YSVN

外資買進賣統計

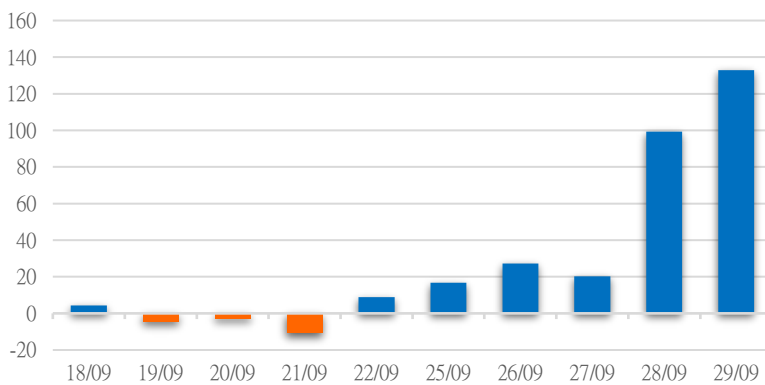
HSX 外資每日買/賣超



證券代碼	買超金額 (Mil.VND)	證券代碼	賣超金額 (Mil.VND)
DXG	24,257	CTG	89,247
GAS	21,513	VCI	76,638
FTS	18,286	HPG	52,144
DGW	17,426	DPM	47,041
MWG	14,769	FUEVFVND	40,285

HSX 外資買/賣超的前 5 名

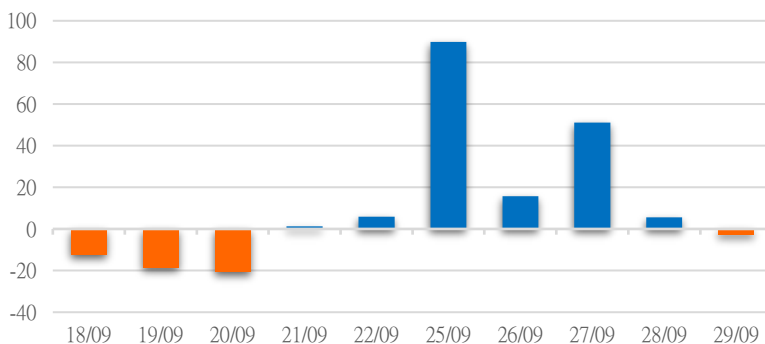
HNX 外資每日買/賣超



證券代碼	買超金額 (Mil.VND)	證券代碼	賣超金額 (Mil.VND)
HUT	109,606	PVS	4,992
SHS	23,677	NVB	1,477
IDC	3,353	CEO	796
VIG	1,621	DDG	540
PVI	1,501	TA9	43

HNX 外資買/賣超的前 5 名

UPCOM 外資每日買/賣超



證券代碼	買超金額 (Mil.VND)	證券代碼	賣超金額 (Mil.VND)
QNS	3,365	VTP	7,752
MPC	2,101	VEA	1,282
GHC	1,188	ACV	1,265
HPD	639	VOC	429
VGG	200	GDA	123

UPCOM 外資買/賣超的前 5 名

源: FiiPro - YSVN

自營統計

證券代碼	買超金額 (Mil.VND)	證券代碼	賣超金額 (Mil.VND)
STB	69,510	GEX	45,506
FUEVFNVD	54,554	FPT	18,153
HDB	9,417	MWG	15,174
FRT	7,786	VNM	12,166
VRE	3,022	VCB	11,822

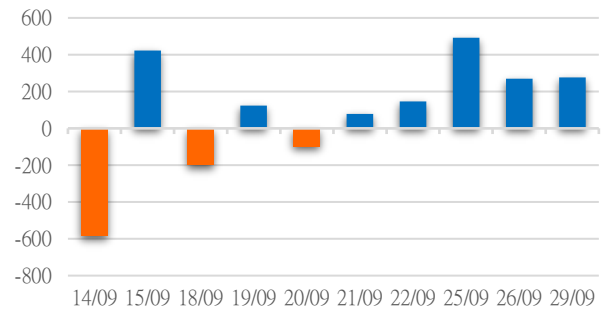
HSX 自營交易最大前名

證券代碼	買超金額 (Mil.VND)	證券代碼	賣超金額 (Mil.VND)
IDC	1,550.70	PSI	1
NVB	0.70	THD	0.7
		SCI	0.6

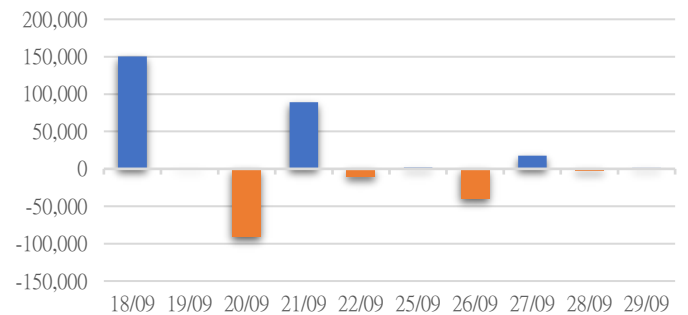
HNX 自營交易最大前名

證券代碼	買超金額 (Mil.VND)	證券代碼	賣超金額 (Mil.VND)
VOC	2,925.63	TID	253
		GDA	244
		BSR	218.0
		ABB	1.2

HSX 自營交易每日買/賣超 (Bil.VND)



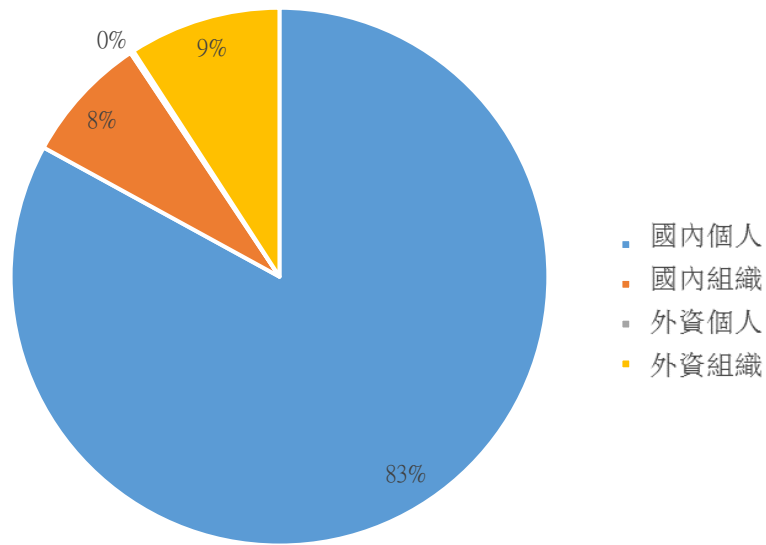
HNX 自營交易每日買/賣超 (Mil.VND)



UPCoM 自營交易每日買/賣超 (Mil.VND)



越南證券市場投資人類別統計



資料源: FiinPro – YSVN

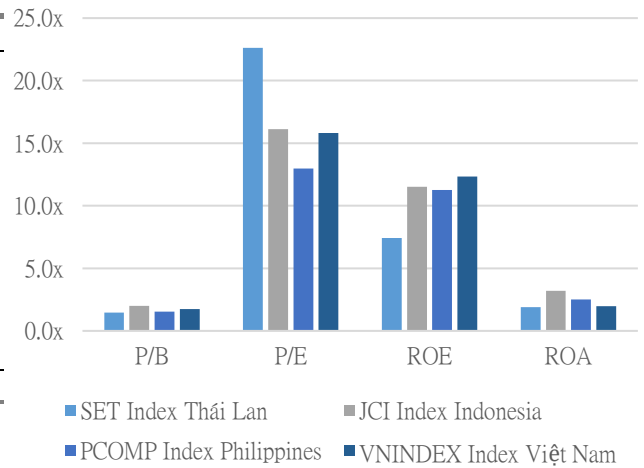
東南亞主要市場走勢比較



東南亞主要市場數據

		Thailand	Indonesia	Philippines	Vietnam
P/B		1.5x	2.0x	1.5x	1.8x
P/E		22.9x	16.2x	13.0x	15.8x
ROE	%	7.43	11.51	11.26	12.33
ROA	%	1.90	3.19	2.51	1.98
Vốn hóa	Tỷ USD	498.10	664.38	157.24	189.37
GTGD	Triệu USD	1.20	0.57	0.09	0.56
LS cổ tức	%	3.10	3.92	2.56	1.58

源: Bloomberg & YSVN



■ SET Index Thái Lan ■ JCI Index Indonesia
■ PCOMP Index Philippines ■ VNINDEX Index Việt Nam

元大證券（越南）公司**個人客戶分析部**

Nguyễn Thế Minh
研究分析經理
+84 28 3622 6868 ext 3826
minh.nguyen@yuanta.com.vn

Lý Thị Hiền
研究分析主管
+84 28 3622 6868 ext 3908
hien.ly@yuanta.com.vn

Quách Đức Khánh
研究分析副主管
+84 28 3622 6868 ext 3833
khanh.quach@yuanta.com.vn

Khổng Hữu Hiệp
高級分析專員
+84 28 3622 6868 ext 3912
hiep.khong@yuanta.com.vn

Nguyễn Trịnh Ngọc Hồng
高級分析專員
+84 28 3622 6868 ext 3832
hong.nguyen@yuanta.com.vn

Phạm Tấn Phát
高級分析專員
+84 28 3622 6868 ext 3880
phat.pham@yuanta.com.vn

個人客戶業務部

Phạm Đắc Thành
北部分行經理
+84 28 3622 6868 ext 3416
thanh.pham@yuanta.com.vn

Võ Thị Thu Thủy
平陽分行經理
+84 28 3622 6868 ext 3505
thuy.vo@yuanta.com.vn

Lương Kỳ Ty
堤岸分行經理
+84 28 3622 6868 ext 3653
ty.luong@yuanta.com.vn

Bùi Quốc Phong
同奈分行經理
+84 28 3622 6868 ext 3701
phong.bui@yuanta.com.vn

Võ Đình Tuấn
峴港分行經理
+84 28 3622 6868 ext 3301
tuan.vo@yuanta.com.vn

Nguyễn Việt Quang
河內分行經理
+84 28 3622 6868 ext 3404
quang.nguyen@yuanta.com.vn

Đinh Thị Thu Cúc
頭頓分行經理
+84 28 3622 6868 ext 3203
cuc.dinh@yuanta.com.vn

Appendix A: Important Disclosures

Analyst Certification

Each research analyst primarily responsible for the content of this research report, in whole or in part, certifies that with respect to each security or issuer that the analyst covered in this report: (1) all of the views expressed accurately reflect his or her personal views about those securities or issuers; and (2) no part of his or her compensation was, is, or will be, directly or indirectly, related to the specific recommendations or views expressed by that research analyst in the research report.

Ratings Definitions

BUY: We have a positive outlook on the stock based on our expected absolute or relative return over the investment period. Our thesis is based on our analysis of the company's outlook, financial performance, catalysts, valuation and risk profile. We recommend investors add to their position.

HOLD-Outperform: In our view, the stock's fundamentals are relatively more attractive than peers at the current price. Our thesis is based on our analysis of the company's outlook, financial performance, catalysts, valuation and risk profile.

HOLD-Underperform: In our view, the stock's fundamentals are relatively less attractive than peers at the current price. Our thesis is based on our analysis of the company's outlook, financial performance, catalysts, valuation and risk profile.

SELL: We have a negative outlook on the stock based on our expected absolute or relative return over the investment period. Our thesis is based on our analysis of the company's outlook, financial performance, catalysts, valuation and risk profile. We recommend investors reduce their position.

Under Review: We actively follow the company, although our estimates, rating and target price are under review.

Restricted: The rating and target price have been suspended temporarily to comply with applicable regulations and/or Yuanta policies.

Note: Yuanta research coverage with a Target Price is based on an investment period of 12 months. Greater China Discovery Series coverage does not have a formal 12 month Target Price and the recommendation is based on an investment period specified by the analyst in the report.

Global Disclaimer

© 2018 Yuanta. All rights reserved. The information in this report has been compiled from sources we believe to be reliable, but we do not hold ourselves responsible for its completeness or accuracy. It is not an offer to sell or solicitation of an offer to buy any securities. All opinions and estimates included in this report constitute our judgment as of this date and are subject to change without notice.

This report provides general information only. Neither the information nor any opinion expressed herein constitutes an offer or invitation to make an offer to buy or sell securities or other investments. This material is prepared for general circulation to clients and is not intended to provide tailored investment advice and does not take into account the individual financial situation and objectives of any specific person who may receive this report. Investors should seek financial advice regarding the appropriateness of investing in any securities, investments or investment strategies discussed or recommended in this report. The information contained in this report has been compiled from sources believed to be reliable but no representation or warranty, express or implied, is made as to its accuracy, completeness or correctness. This report is not (and should not be construed as) a solicitation to act as securities broker or dealer in any jurisdiction by any person or company that is not legally permitted to carry on such business in that jurisdiction.

Yuanta research is distributed in the United States only to Major U.S. Institutional Investors (as defined in Rule 15a-6 under the Securities Exchange Act of 1934, as amended and SEC staff interpretations thereof). All transactions by a US person in the securities mentioned in this report must be effected through a registered broker-dealer under Section 15 of the Securities Exchange Act of 1934, as amended. Yuanta research is distributed in Taiwan by Yuanta Securities Investment Consulting. Yuanta research is distributed in Hong Kong by Yuanta Securities (Hong Kong) Co. Limited, which is licensed in Hong Kong by the Securities and Futures Commission for regulated activities, including Type 4 regulated activity (advising on securities). In Hong Kong, this research report may not be redistributed, retransmitted or disclosed, in whole or in part or any form or manner, without the express written