

當日市場：拋售壓力有所減輕

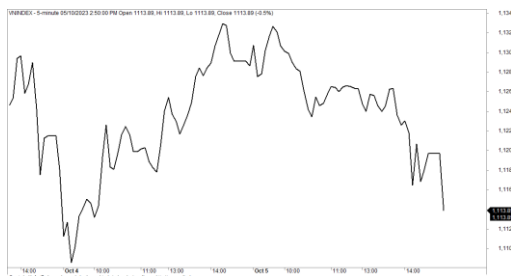
2023/10/06

市場走勢

市場指數	VNI	HNI	UPCOM
收盤	1,113.89	228.01	86.79
%日	-1.31%	-0.95%	-0.78%
%週	-3.34%	-2.77%	-1.87%
%月	-9.81%	-9.62%	-7.95%
%年	0.87%	-5.83%	3.58%
成交值(Bil.VND)			
當日	9,763	1,044	442
日均量/週	14,872	1,809	772
日均量/月	21,989	2,216	1,005
外資進出			
買進	380.76	12.32	36.22
賣出	1,113.64	30.11	8.94
買賣超	-732.88	-17.79	27.28
市場漲跌家數			
上漲	138	33	149
下跌	305	61	107
持平	56	73	84
市場指標			
P/E	13.49	20.12	17.22
總市值 (兆盾)	4,552	309	1,060
股息殖利率	1.95%	3.57%	5.54%

資料源: Bloomberg - YSVN

VNINDEX



HNIINDEX



市場走勢

經過早盤的震盪階段後，市場在午盤再次被拋售。VN-Index 收盤下跌 1.31%，止於 1,113.89 點。HNX-Index 和 Upcom-Index 同步分別下跌 0.95% 和 0.78%。積極點是，3 大市場的交易額均下降，僅達到 13 兆 5,840 億越南盾，這顯示當日的拋售壓力走弱。

VN30-Index 收盤下跌 1.23%，比主要指數低。指數寬度有 27 檔下跌股、2 檔上漲股和 1 檔持平。CTG、MWG、BID、POW、PLX、VNM、VIB、VCB 在當日下跌超過 2%。相反，GVR 和 SSB 逆市而行。

DXG、DIG、SJF、PTL 等是當日受到關注的跌停股。不過，跌停股數比近期跌幅大幅下跌，顯示拋售壓力有所減輕。

外資在整個市場賣超 7,220 億越南盾，其中 VNM (450 億)、CTG (400 億)、MWG (400 億) 被拋售最多的股票。相反，BSR (290 億)、VRE (90 億)、PTB (80 億) 在買超方面領先。

市場短期觀點

我們認為 VN-Index 在下一個交易日可能會繼續在 1,100 - 1,125 點的區間內波動。同時，我們仍然評估中小型股的短期風險繼續逐步下跌，尤其是拋售力量處於較低水平，因此下跌幅度並不太令人擔憂，這被認為是之前底部的測試交易日。此外，短期情緒指標小幅上漲，顯示投資者的悲觀情緒比前幾個交易日有所減輕，但該指標仍處於過度悲觀區域，通常這也很可能容易形成短期底部。

大盤的短期走勢仍維持下跌。因此，在短期內，我們建議投資者可以繼續以低比例的股票探索買進，並在市場下跌時限制拋售。不過，從謹慎的角度來看，在市場確認上漲趨勢之前，投資者不應在現階段買進新股。

請在 <https://ysradar.yuanta.com.vn/> 查看有關股票的信號。

技術分析圖



指數技術分析圖 VN-Index



指數技術分析圖 HNX-Index

指數	短期趨勢	中期趨勢	阻力區 1	阻力區 2	支撐區 1	支撐區 2
VN-Index	下跌	下跌	1253	1300	870	800
HNX-Index	下跌	下跌	260	306	189	160
VN30	下跌	下跌	1270	1300	980	960
VNMidcaps	下跌	下跌	1280	1250	963	900
VNSmallcaps	下跌	下跌	1250	1250	804	750

胡志明市交易所 (HSX)

	收盤	漲跌%
VNI	1113.89	-1.31%
VN30	1124.48	-1.23%
VN Mid	1589.46	-1.40%
VN Small	1324.48	-1.03%

河內交易所 (HSX)

	收盤	漲跌%
HNI	228.01	-0.95%
HN30	471.55	-1.53%
VNX AllSh	1120.32	-1.26%

UPCOM 市場 (UPCoM)

	收盤	漲跌%
UPCoM	86.79	-0.78%

外資交易	成交值 (Bil.VND)
買進	380.76
賣出	1113.64
買超/賣超	-732.88

外資交易	成交值 (Bil.VND)
買進	12.32
賣出	30.11
買超/賣超	-17.79

外資交易	成交值 (Bil.VND)
買進	36.22
賣出	8.94
買超/賣超	27.28

上漲排名/ 股碼	漲跌(VND)	漲跌%
TIP	1600	6.90%
HAG	380	4.92%
BIC	1150	4.54%
PTB	2500	4.22%
NAF	550	3.54%

上漲排名/ 股碼	漲跌(VND)	漲跌%
KSV	3700	10.00%
DXP	1300	9.63%
VC7	600	2.93%
GKM	800	2.45%
PSI	200	2.13%

上漲排名/ 股碼	漲跌(VND)	漲跌%
PBC	186	1.74%
QTP	246	1.62%
AMS	159	1.57%
VTP	635	1.41%
DGT	87	1.36%

下跌排名/ 股碼	漲跌(VND)	漲跌%
NBB	-1300	-6.88%
DIG	-1600	-6.84%
QCG	-680	-6.38%
VIX	-950	-6.27%
ORS	-1100	-6.21%

下跌排名/ 股碼	漲跌(VND)	漲跌%
MBS	-800	-3.69%
L14	-1300	-3.15%
NVB	-300	-2.48%
PVS	-800	-2.15%
SHS	-300	-1.78%

下跌排名/ 股碼	漲跌(VND)	漲跌%
DSC	-1085	-5.62%
BSR	-469	-2.29%
ABW	-177	-1.62%
ABB	-117	-1.41%
OIL	-127	-1.25%

*備註：市值>5,000 億盾；成交值>15 億盾

市值排名/ 股碼	Bil.VND
BID	214,987
GAS	197,060
HPG	146,823
FPT	117,472
MBB	94,636

市值排名/ 股碼	Bil.VND
HUT	20,439
PVS	17,780
IDC	14,916
SHS	13,742
THD	13,629

市值排名/ 股碼	Bil.VND
ACV	161,937
BSR	63,566
MCH	54,212
VEA	49,061
SSH	23,882

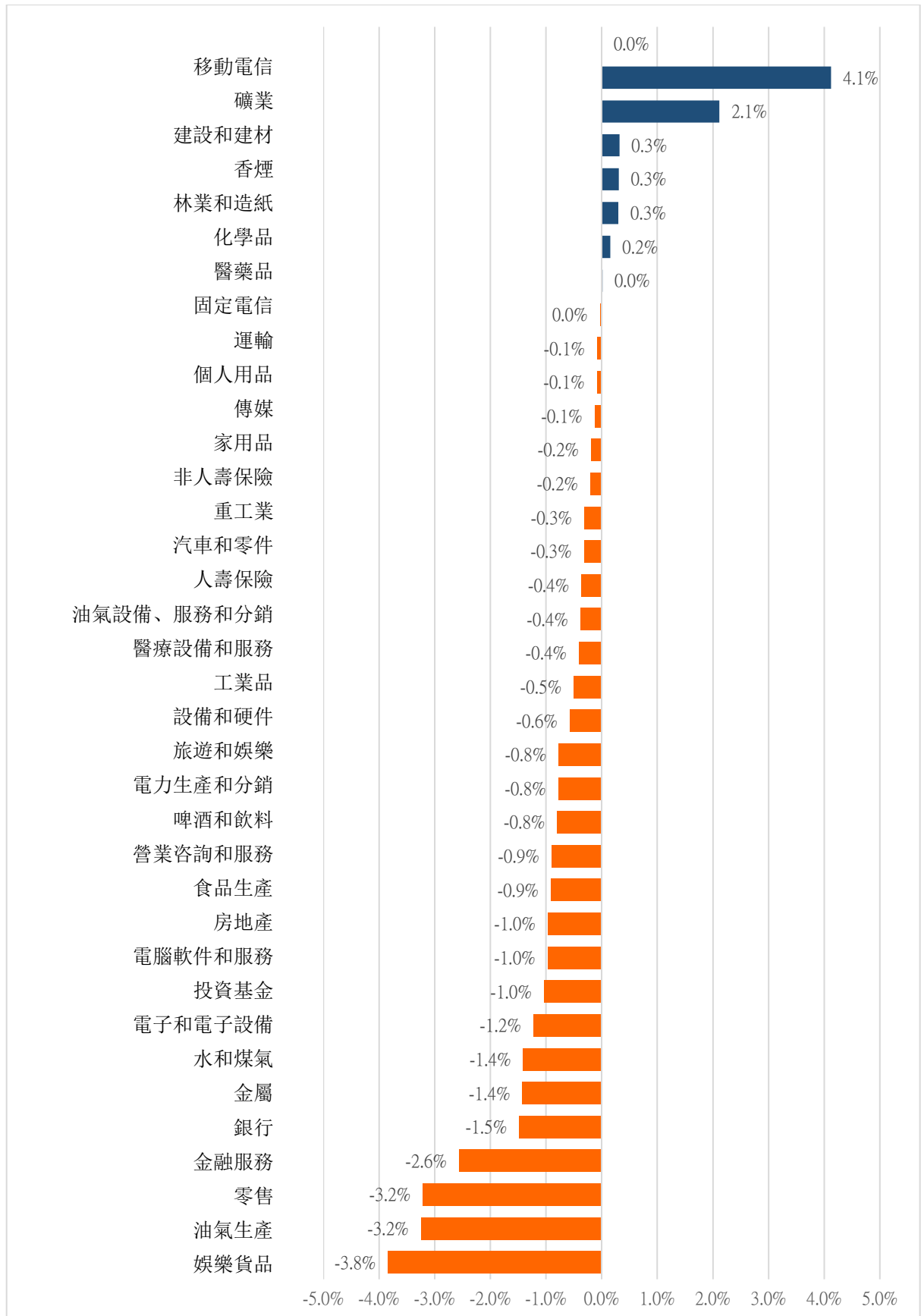
交易量排名/ 股碼	成交值	30 日均
VIX	23,176,100	37,603,659
SSI	22,392,000	31,417,436
DIG	18,919,600	21,276,582
VND	18,537,600	29,981,254
HAG	17,614,900	12,644,024

交易量排名/ 股碼	成交值	30 日均
SHS	18,812,622	24,986,318
PVS	5,629,452	7,910,234
MBS	4,405,729	4,921,502
IDC	3,645,524	3,230,913
HUT	2,865,444	6,545,509

交易量排 名/股碼	成交值	30 日均
NAB	17,178,654	678,804
BSR	15,262,588	12,010,971
CEN	1,889,958	1,803,630
AAS	1,459,818	3,309,287
SBS	1,355,329	4,530,799

資料源: Bloomberg & Yuanta Research

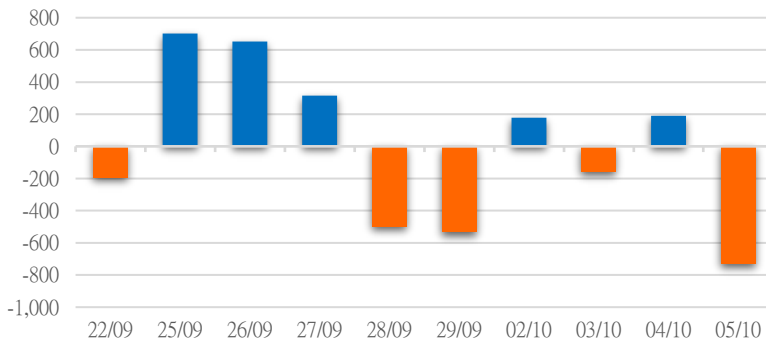
各行業板塊的交易走勢



資料源: FimPro - YSVN

外資買進賣統計

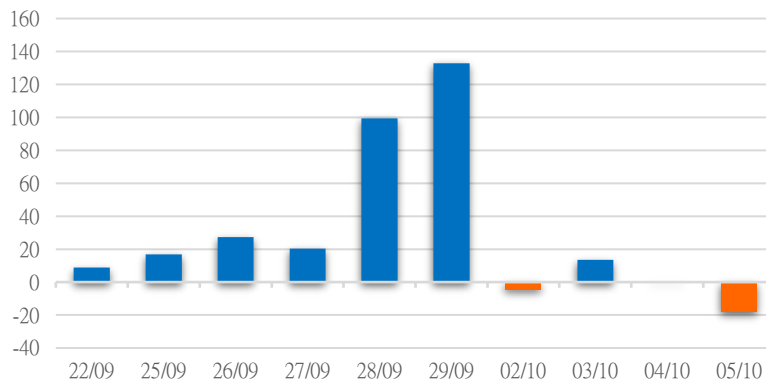
HSX 外資每日買/賣超



證券代碼	買超金額 (Mil.VND)	證券代碼	賣超金額 (Mil.VND)
PTB	7,935	SSI	26,001
IJC	6,950	FRT	22,996
MSH	2,726	PVD	22,094
BIC	2,229	HPG	21,715
FCN	1,714	VIX	20,806

HSX 外資買/賣超的前 5 名

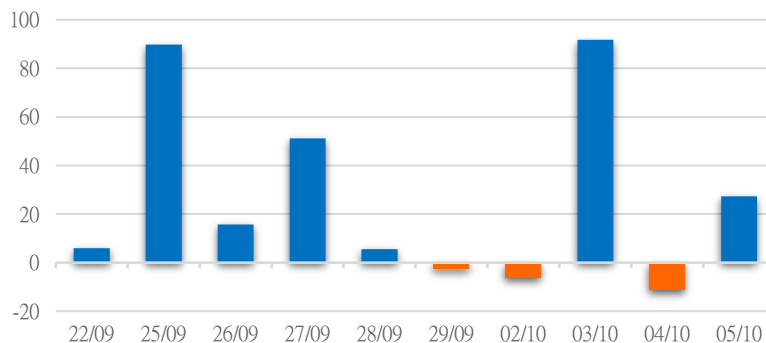
HNX 外資每日買/賣超



證券代碼	買超金額 (Mil.VND)	證券代碼	賣超金額 (Mil.VND)
IDC	5,330	PVS	14,247
PVG	915	MBS	1,693
PVI	773	SHS	697
BVS	408	NVB	560
NTP	117	VIG	39

HNX 外資買/賣超的前 5 名

UPCOM 外資每日買/賣超



證券代碼	買超金額 (Mil.VND)	證券代碼	賣超金額 (Mil.VND)
BSR	29,056	VEA	1,850
MCH	2,135	VTP	1,344
PHP	109	ACV	1,082
VHG	25	VOC	594
VGG	15	ABI	305

UPCOM 外資買/賣超的前 5 名

源: FiinPro - YSVN

自營統計

證券代碼	買超金額 (Mil.VND)	證券代碼	賣超金額 (Mil.VND)
SSI	23,681	MBB	55,210
CII	7,242	VPB	25,598
FUEVFNVD	2,560	FPT	20,688
PTB	1,816	MWG	18,424
VGC	1,541	TCB	13,883

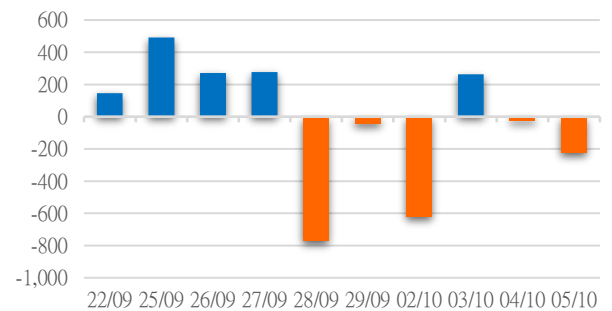
HSX 自營交易最大前名

證券代碼	買超金額 (Mil.VND)	證券代碼	賣超金額 (Mil.VND)
PVS	737.60	SCI	8
		PSI	1.4

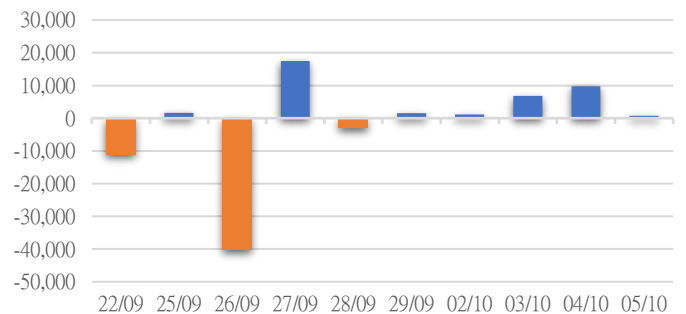
HNX 自營交易最大前名

證券代碼	買超金額 (Mil.VND)	證券代碼	賣超金額 (Mil.VND)
VOC	7,622.10	GDA	120
BSR	3,302	ABB	1

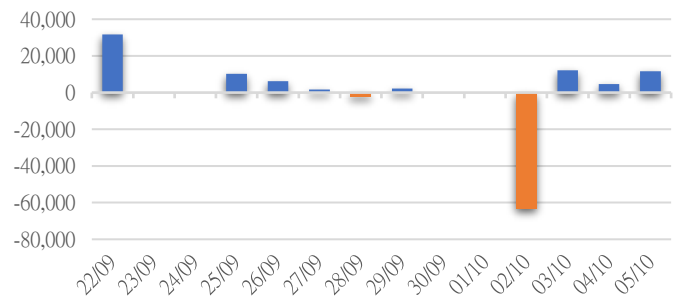
HSX 自營交易每日買/賣超 (Bil.VND)



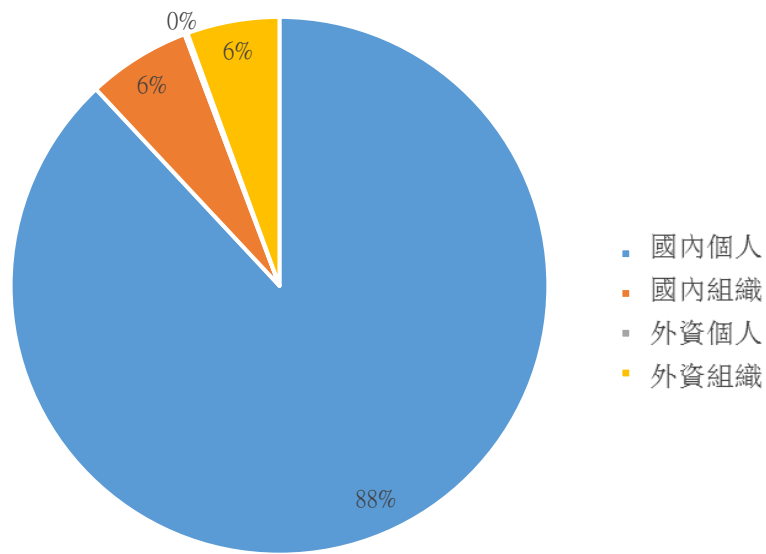
HNX 自營交易每日買/賣超 (Mil.VND)



UPCoM 自營交易每日買/賣超 (Mil.VND)



越南證券市場投資人類別統計



資料源: FiinPro - YSVN

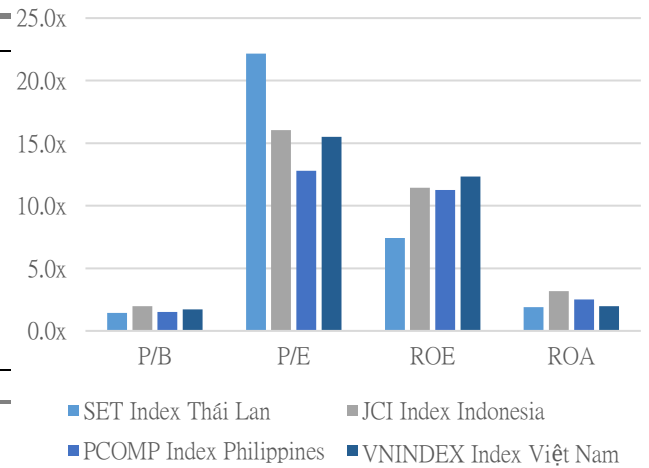
東南亞主要市場走勢比較



東南亞主要市場數據

		Thailand	Indonesia	Philippines	Vietnam
P/B		1.4x	2.0x	1.5x	1.7x
P/E		22.2x	16.1x	12.8x	15.5x
ROE	%	7.42	11.43	11.26	12.33
ROA	%	1.90	3.17	2.51	1.98
Vốn hóa	Tỷ USD	479.84	657.25	155.21	185.25
GTGD	Triệu USD	1.32	0.70	0.06	0.57
LS cổ tức	%	3.12	3.90	2.66	1.65

源: Bloomberg & YSVN



元大證券（越南）公司

個人客戶分析部

Nguyễn Th ệ Minh
研究分析經理
+84 28 3622 6868 ext 3826
minh.nguyen@yuanta.com.vn

Lý Thị Hi ền
研究分析主管
+84 28 3622 6868 ext 3908
hien.ly@yuanta.com.vn

Quách Đức Khánh
研究分析副主管
+84 28 3622 6868 ext 3833
khanh.quach@yuanta.com.vn

Khổng Hữu Hiệp
高級分析專員
+84 28 3622 6868 ext 3912
hiep.khong@yuanta.com.vn

Nguyễn Trịnh Ngọc Hồng
高級分析專員
+84 28 3622 6868 ext 3832
hong.nguyen@yuanta.com.vn

Phạm Tấn Phát
高級分析專員
+84 28 3622 6868 ext 3880
phat.pham@yuanta.com.vn

個人客戶業務部

Phạm Đắc Thành
北部分行經理
+84 28 3622 6868 ext 3416
thanh.pham@yuanta.com.vn

Võ Thị Thu Thủy
平陽分行經理
+84 28 3622 6868 ext 3505
thuy.vo@yuanta.com.vn

Lương Kỳ Ty
堤岸分行經理
+84 28 3622 6868 ext 3653
ty.luong@yuanta.com.vn

Bùi Quốc Phong
同奈分行經理
+84 28 3622 6868 ext 3701
phong.bui@yuanta.com.vn

Võ Đình Tuấn
峴港分行經理
+84 28 3622 6868 ext 3301
tuan.vo@yuanta.com.vn

Nguyễn Việt Quang
河內分行經理
+84 28 3622 6868 ext 3404
quang.nguyen@yuanta.com.vn

Đinh Thị Thu Cúc
頭頓分行經理
+84 28 3622 6868 ext 3203
cuc.dinh@yuanta.com.vn

Appendix A: Important Disclosures

Analyst Certification

Each research analyst primarily responsible for the content of this research report, in whole or in part, certifies that with respect to each security or issuer that the analyst covered in this report: (1) all of the views expressed accurately reflect his or her personal views about those securities or issuers; and (2) no part of his or her compensation was, is, or will be, directly or indirectly, related to the specific recommendations or views expressed by that research analyst in the research report.

Ratings Definitions

BUY: We have a positive outlook on the stock based on our expected absolute or relative return over the investment period. Our thesis is based on our analysis of the company's outlook, financial performance, catalysts, valuation and risk profile. We recommend investors add to their position.

HOLD-Outperform: In our view, the stock's fundamentals are relatively more attractive than peers at the current price. Our thesis is based on our analysis of the company's outlook, financial performance, catalysts, valuation and risk profile.

HOLD-Underperform: In our view, the stock's fundamentals are relatively less attractive than peers at the current price. Our thesis is based on our analysis of the company's outlook, financial performance, catalysts, valuation and risk profile.

SELL: We have a negative outlook on the stock based on our expected absolute or relative return over the investment period. Our thesis is based on our analysis of the company's outlook, financial performance, catalysts, valuation and risk profile. We recommend investors reduce their position.

Under Review: We actively follow the company, although our estimates, rating and target price are under review.

Restricted: The rating and target price have been suspended temporarily to comply with applicable regulations and/or Yuanta policies.

Note: Yuanta research coverage with a Target Price is based on an investment period of 12 months. Greater China Discovery Series coverage does not have a formal 12 month Target Price and the recommendation is based on an investment period specified by the analyst in the report.

Global Disclaimer

© 2018 Yuanta. All rights reserved. The information in this report has been compiled from sources we believe to be reliable, but we do not hold ourselves responsible for its completeness or accuracy. It is not an offer to sell or solicitation of an offer to buy any securities. All opinions and estimates included in this report constitute our judgment as of this date and are subject to change without notice.

This report provides general information only. Neither the information nor any opinion expressed herein constitutes an offer or invitation to make an offer to buy or sell securities or other investments. This material is prepared for general circulation to clients and is not intended to provide tailored investment advice and does not take into account the individual financial situation and objectives of any specific person who may receive this report. Investors should seek financial advice regarding the appropriateness of investing in any securities, investments or investment strategies discussed or recommended in this report. The information contained in this report has been compiled from sources believed to be reliable but no representation or warranty, express or implied, is made as to its accuracy, completeness or correctness. This report is not (and should not be construed as) a solicitation to act as securities broker or dealer in any jurisdiction by any person or company that is not legally permitted to carry on such business in that jurisdiction.

Yuanta research is distributed in the United States only to Major U.S. Institutional Investors (as defined in Rule 15a-6 under the Securities Exchange Act of 1934, as amended and SEC staff interpretations thereof). All transactions by a US person in the securities mentioned in this report must be effected through a registered broker-dealer under Section 15 of the Securities Exchange Act of 1934, as amended. Yuanta research is distributed in Taiwan by Yuanta Securities Investment Consulting. Yuanta research is distributed in Hong Kong by Yuanta Securities (Hong Kong) Co. Limited, which is licensed in Hong Kong by the Securities and Futures Commission for regulated activities, including Type 4 regulated activity (advising on securities). In Hong Kong, this research report may not be redistributed, retransmitted or disclosed, in whole or in part or any form or manner, without the express written