

當日市場：流動性有所改善

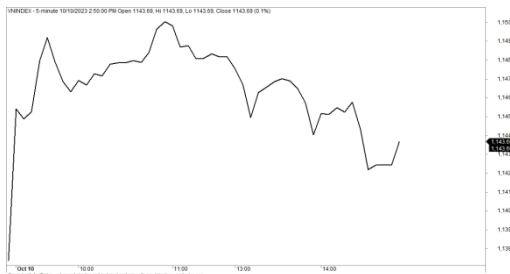
2023/10/11

市場走勢

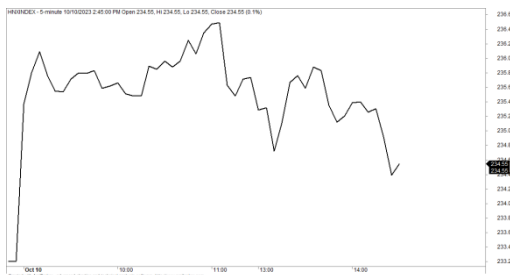
市場指數	VNI	HNI	UPCOM
收盤	1,143.69	234.17	87.45
%日	0.56%	0.27%	0.64%
%週	-1.55%	-1.34%	-2.03%
%月	-8.39%	-8.84%	-8.27%
%年	9.79%	3.30%	8.64%
成交值(Bil.VND)			
當日	9,763	1,044	442
日均量/週	15,094	1,773	737
日均量/月	20,553	2,136	955
外資進出			
買進	860.65	56.87	4.33
賣出	1,146.87	6.77	18.39
買賣超	-286.22	50.11	-14.06
市場漲跌家數			
上漲	138	116	149
下跌	305	65	107
持平	56	73	84
市場指標			
P/E	13.59	20.42	17.28
總市值 (兆盾)	4,587	313	1,064
股息殖利率	1.92%	3.47%	5.59%

資料源: Bloomberg - YSVN

VNINDEX



HNIINDEX



市場走勢

由於大型股的強勁現金流，市場在連續第 3 個交易日上漲，流動性有所改善。VN-Index 收盤上漲 0.56%，止於 1143.69 點。HNX-Index 上漲 0.27%，Upcom-Index 上漲 0.64%。3 大市場的交易額均達到 16 兆 6,300 億越南盾。

當日的積極點是藍籌股繼續強於大盤。ACB、HDB、HPG、MWG、POW、TCB、VHM、VIB、VCB 上漲 1-3%。指數的寬度有 21 檔上漲股、7 檔下跌股和 2 檔維持不變。相反，GVR 和 SSI 逆市下跌，跌幅約 1%。

在行業板塊方面，電力（PC1、POW）、漁業（IDI、ANV）在當日吸引現金流，預計越南漁業可能會快速從歐盟取消黃牌。此外，現金流也強勁參與投機股，如 HQC、OGC 漲停。

外資在整個市場賣超超過 2,470 億越南盾，其中 VPB（830 億）、VHM（670 億）、FRT（390 億）被拋售最多的股票。相反，HPG（640 億）、IDC（360 億）、STB（190 億）在買超方面領先。

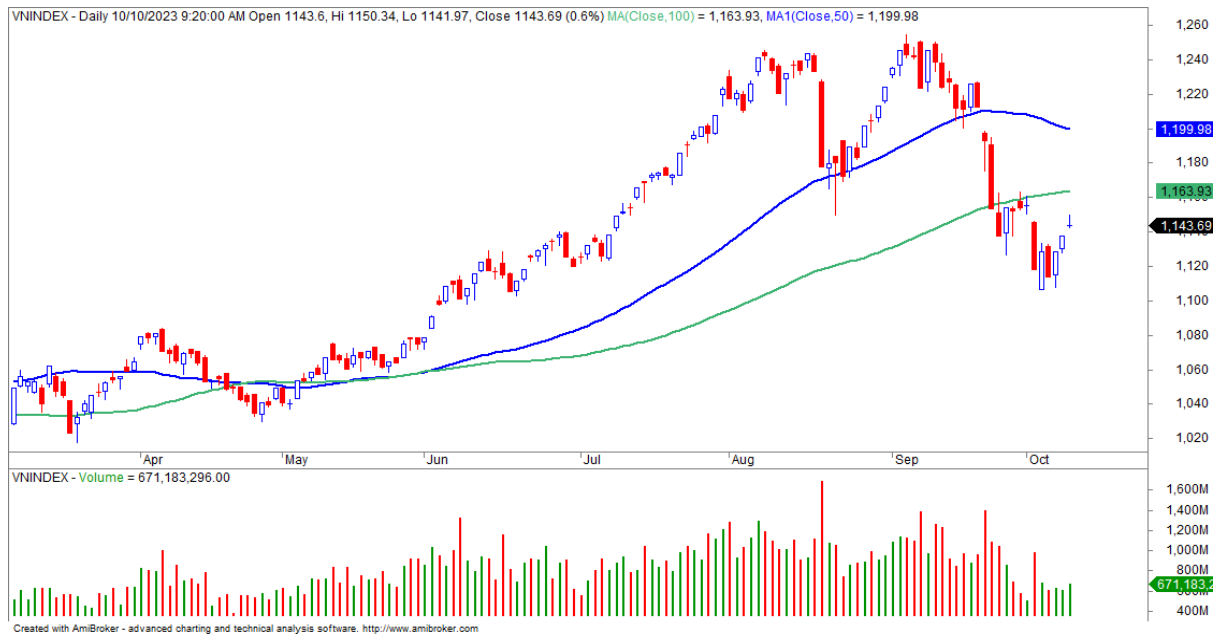
市場短期觀點

我們認為市場可能會在下個交易日調整。同時，我們評估調整壓力主要集中在中小型股，而大型股處於更積極的走勢。此外，市場有進入短期調整階段的跡象，因此市場可能在各類股票之間出現分化，流動性仍處於較低水平。短期情緒指標持續上漲，顯示投資者對市場走勢仍較為積極。

大盤的短期走勢仍維持下跌。因此，在短期內，我們建議投資者可以在目前水平持有股票比例，並僅以低比例買進新股。若投資者的保證金比例較低或不使用槓桿，投資者仍然可以持有。

請在 <https://ysradar.yuanta.com.vn/> 查看有關股票的信號。

技術分析圖



指數技術分析圖 VN-Index



指數技術分析圖 HNX-Index

指數	短期趨勢	中期趨勢	阻力區 1	阻力區 2	支撐區 1	支撐區 2
VN-Index	下跌	下跌	1253	1300	870	800
HNX-Index	下跌	下跌	260	306	189	160
VN30	下跌	下跌	1270	1300	980	960
VNMidcaps	下跌	下跌	1280	1250	963	900
VNSmallcaps	下跌	下跌	1250	1250	804	750

胡志明市交易所 (HSX)

	收盤	漲跌%
VNI	1143.69	0.56%
VN30	1160.28	0.86%
VN Mid	1645.23	-0.14%
VN Small	1364.03	0.79%

河內交易所 (HSX)

	收盤	漲跌%
HNI	234.17	0.27%
HN30	489.6	-0.08%
VNX AllSh	1156.82	0.58%

UPCOM 市場 (UPCoM)

	收盤	漲跌%
UPCoM	87.45	0.64%

外資交易	成交值 (Bil.VND)
買進	860.65
賣出	1146.87
買超/賣超	-286.22

外資交易	成交值 (Bil.VND)
買進	56.87
賣出	6.77
買超/賣超	50.11

外資交易	成交值 (Bil.VND)
買進	4.33
賣出	18.39
買超/賣超	-14.06

上漲排名/ 股碼	漲跌(VND)	漲跌%
OGC	390	6.96%
HQC	250	6.94%
YEG	1100	6.73%
QCG	660	6.61%
TCD	500	6.58%

上漲排名/ 股碼	漲跌(VND)	漲跌%
TAR	1200	9.52%
DHT	1700	8.54%
APS	500	7.46%
BCC	800	7.21%
IDJ	200	3.28%

上漲排名/ 股碼	漲跌(VND)	漲跌%
BMS	404	3.67%
ABW	377	3.56%
SGP	650	3.49%
TCI	290	2.79%
LTG	980	2.64%

下跌排名/ 股碼	漲跌(VND)	漲跌%
RDP	-800	-6.64%
ADG	-800	-3.11%
HDC	-850	-2.72%
FTS	-1200	-2.70%
TIP	-600	-2.35%

下跌排名/ 股碼	漲跌(VND)	漲跌%
KSV	-1500	-3.57%
VC7	-800	-3.56%
LAS	-300	-2.16%
SHS	-300	-1.70%
HUT	-300	-1.29%

下跌排名/ 股碼	漲跌(VND)	漲跌%
BMJ	-990	-11.79%
VOC	-716	-3.10%
ABI	-1004	-2.61%
ACV	-101	-0.14%
MPC	-13	-0.07%

*備註：市值>5,000 億盾；成交值>15 億盾

市值排名/ 股碼	Bil.VND
VCB	472,837
BID	212,205
VHM	204,655
GAS	198,898
VIC	172,390

市值排名/ 股碼	Bil.VND
HUT	20,796
PVS	18,258
IDC	15,675
SHS	14,312
THD	13,783

市值排名/ 股碼	Bil.VND
ACV	162,183
VGI	71,353
BSR	63,700
MCH	54,617
VEA	49,726

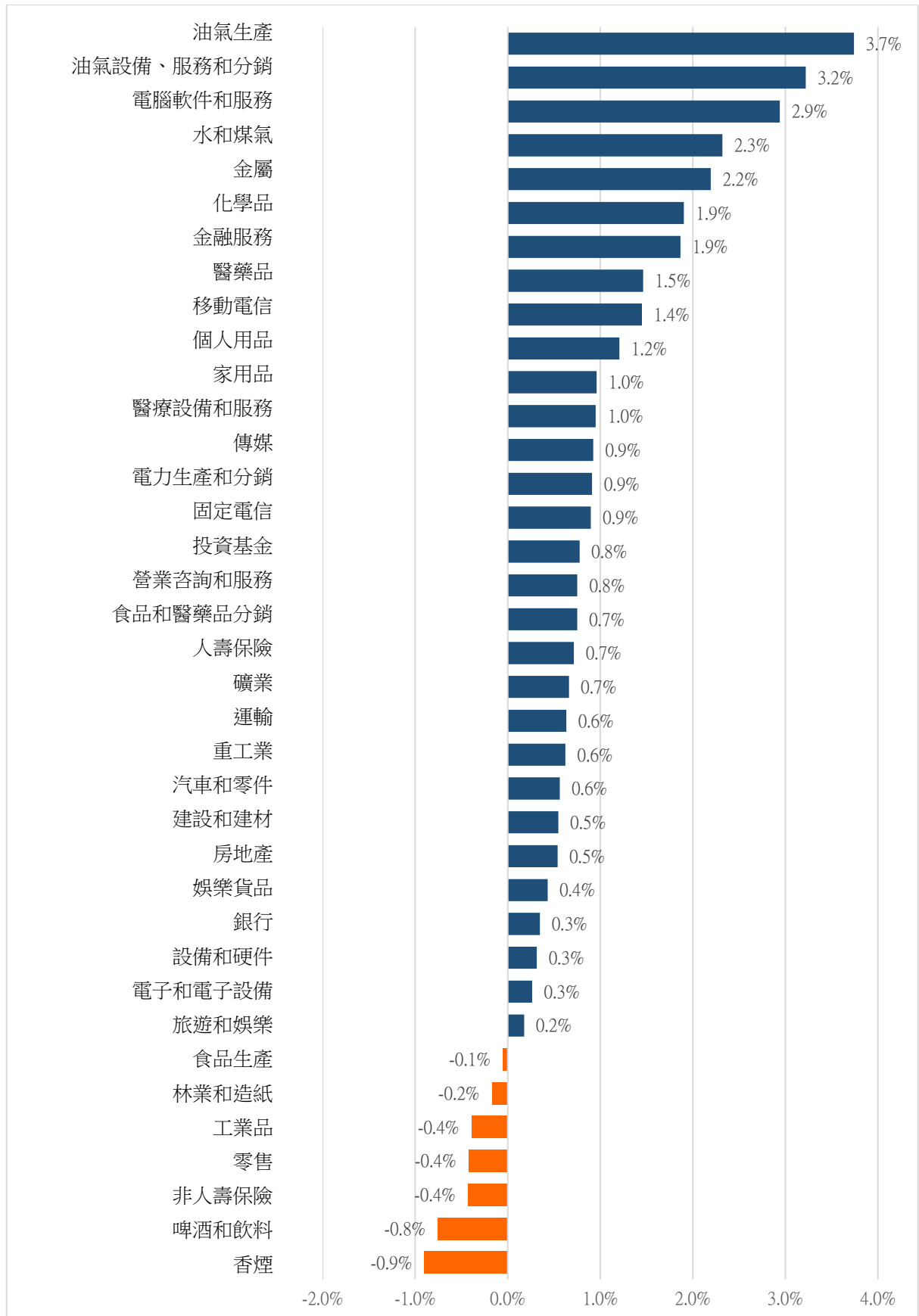
交易量排名/ 股碼	成交值	30 日均
VIX	31,678,400	37,225,434
SSI	28,679,700	32,236,662
VND	25,676,900	30,401,681
HPG	20,145,700	27,194,509
GEX	17,644,400	23,779,139

交易量排名/ 股碼	成交值	30 日均
SHS	24,511,764	26,444,093
MBS	7,409,665	5,147,867
CEO	7,171,004	9,431,727
HUT	6,103,852	6,126,785
PVS	4,664,283	7,666,169

交易量排 名/股碼	成交值	30 日均
BSR	11,109,812	12,009,762
VHG	5,367,873	1,184,093
SBS	2,902,991	4,208,883
VGI	1,716,948	400,907
C4G	1,570,512	3,295,473

資料源: Bloomberg & Yuanta Research

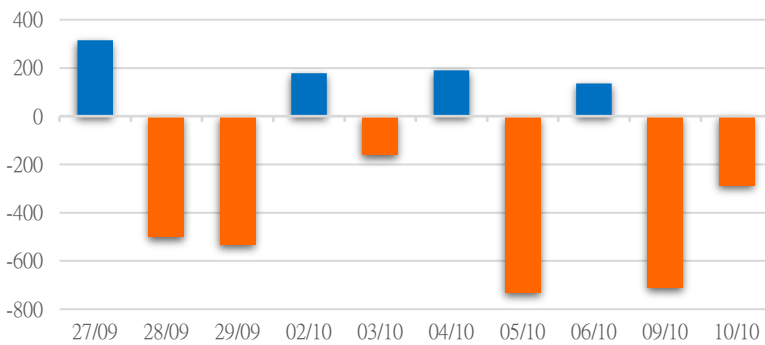
各行業板塊的交易走勢



資料源: FiinPro - YSVN

外資買進賣統計

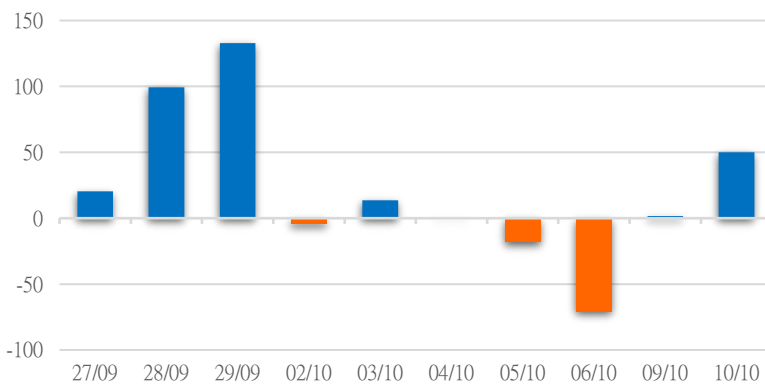
HSX 外資每日買/賣超



證券代碼	買超金額 (Mil.VND)	證券代碼	賣超金額 (Mil.VND)
HPG	64,034	VPB	82,798
STB	19,254	VHM	67,017
GMD	13,112	FRT	39,363
VCB	11,071	FUEVFNVD	30,162
PVD	10,352	SAB	21,579

HSX 外資買/賣超的前 5 名

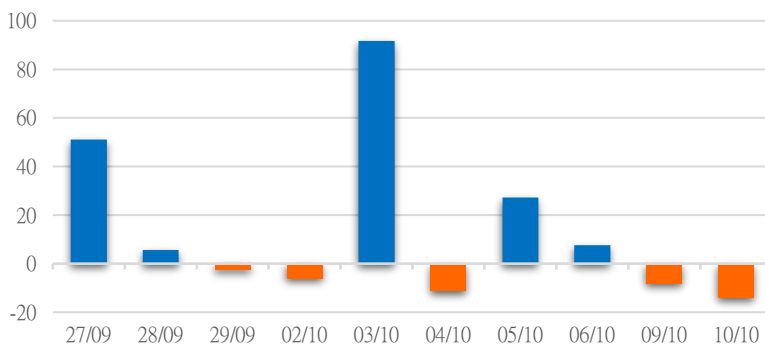
HNX 外資每日買/賣超



證券代碼	買超金額 (Mil.VND)	證券代碼	賣超金額 (Mil.VND)
IDC	35,902	TNG	2,709
PVS	11,483	CEO	1,037
BVS	3,383	PVI	796
TIG	3,092	PSD	746
VIG	658	NVB	603

HNX 外資買/賣超的前 5 名

UPCOM 外資每日買/賣超



證券代碼	買超金額 (Mil.VND)	證券代碼	賣超金額 (Mil.VND)
PAT	1,098	VEA	6,917
BSR	912	ABI	4,280
HPD	297	MPC	3,382
GHC	120	VGG	785
MML	58	ACV	722

UPCOM 外資買/賣超的前 5 名

源: FiinPro - YSVN

自營統計

證券代碼	買超金額 (Mil.VND)	證券代碼	賣超金額 (Mil.VND)
FUEVFNVD	60,830	FPT	40,354
FRT	7,858	VPB	32,565
STB	5,979	PLX	24,069
VGC	3,187	MWG	22,607
GEX	2,432	PNJ	17,537

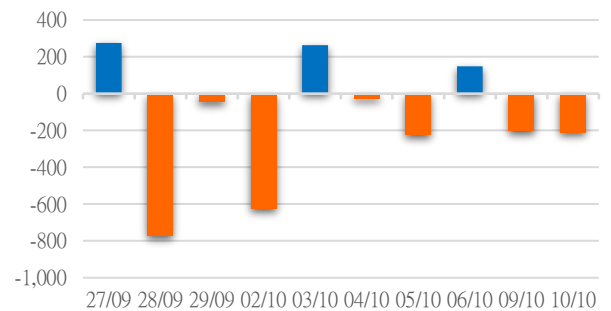
HSX 自營交易最大前名

證券代碼	買超金額 (Mil.VND)	證券代碼	賣超金額 (Mil.VND)
SHS	1,780.00	TNG	1,050
IDC	969.80	PVS	358.1
VCS	227.52	PSI	2.8
MBS	115.10	VNR	2.8
		BVS	2.6

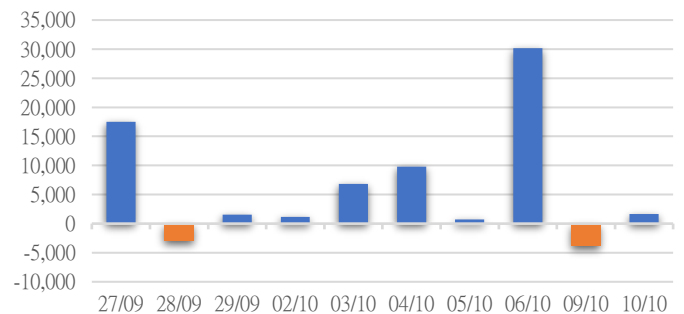
HNX 自營交易最大前名

證券代碼	買超金額 (Mil.VND)	證券代碼	賣超金額 (Mil.VND)
LTG	2,289.14	DDV	4,613
VEA	746	QNS	1,270
		BSR	630.0
		GDA	124.5
		TID	9.2

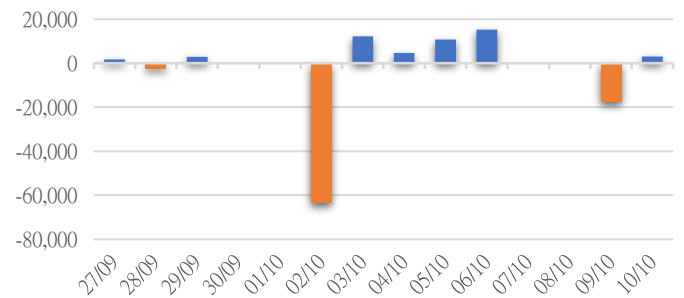
HSX 自營交易每日買/賣超 (Bil.VND)



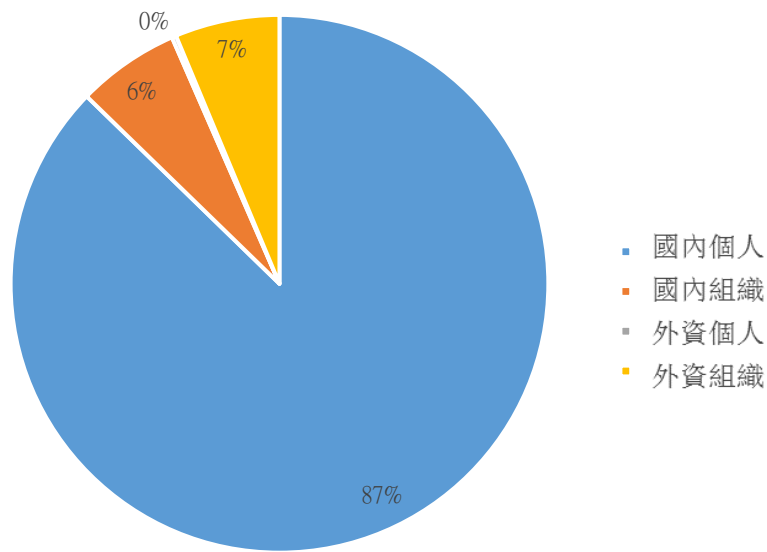
HNX 自營交易每日買/賣超 (Mil.VND)



UPCoM 自營交易每日買/賣超 (Mil.VND)



越南證券市場投資人類別統計



資料源: FiinPro - YSVN

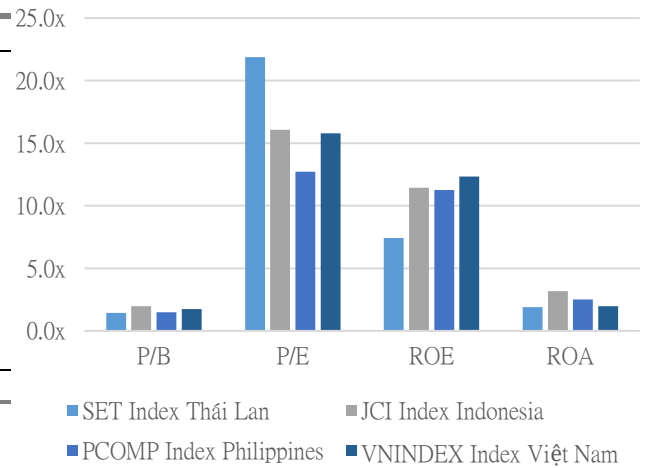
東南亞主要市場走勢比較



東南亞主要市場數據

		Thailand	Indonesia	Philippines	Vietnam
P/B		1.4x	2.0x	1.5x	1.7x
P/E		21.9x	16.1x	12.7x	15.8x
ROE	%	7.42	11.44	11.26	12.33
ROA	%	1.90	3.17	2.51	1.98
Vốn hóa	Tỷ USD	475.03	652.52	153.76	185.12
GTGD	Triệu USD	1.22	0.56	0.03	0.50
LS cổ tức	%	3.17	3.88	2.63	1.60

源: Bloomberg & YSVN



元大證券（越南）公司

個人客戶分析部

Nguyễn Th ệ Minh
研究分析經理
+84 28 3622 6868 ext 3826
minh.nguyen@yuanta.com.vn

Lý Thị Hi ền
研究分析主管
+84 28 3622 6868 ext 3908
hien.ly@yuanta.com.vn

Quách Đức Khánh
研究分析副主管
+84 28 3622 6868 ext 3833
khanh.quach@yuanta.com.vn

Khổng Hữu Hiệp
高級分析專員
+84 28 3622 6868 ext 3912
hiep.khong@yuanta.com.vn

Nguyễn Trịnh Ngọc Hồng
高級分析專員
+84 28 3622 6868 ext 3832
hong.nguyen@yuanta.com.vn

Phạm Tấn Phát
高級分析專員
+84 28 3622 6868 ext 3880
phat.pham@yuanta.com.vn

個人客戶業務部

Phạm Đắc Thành
北部分行經理
+84 28 3622 6868 ext 3416
thanh.pham@yuanta.com.vn

Võ Thị Thu Thủy
平陽分行經理
+84 28 3622 6868 ext 3505
thuy.vo@yuanta.com.vn

Lương Kỳ Ty
堤岸分行經理
+84 28 3622 6868 ext 3653
ty.luong@yuanta.com.vn

Bùi Quốc Phong
同奈分行經理
+84 28 3622 6868 ext 3701
phong.bui@yuanta.com.vn

Võ Đình Tuấn
峴港分行經理
+84 28 3622 6868 ext 3301
tuan.vo@yuanta.com.vn

Nguyễn Việt Quang
河內分行經理
+84 28 3622 6868 ext 3404
quang.nguyen@yuanta.com.vn

Đinh Thị Thu Cúc
頭頓分行經理
+84 28 3622 6868 ext 3203
cuc.dinh@yuanta.com.vn

Appendix A: Important Disclosures

Analyst Certification

Each research analyst primarily responsible for the content of this research report, in whole or in part, certifies that with respect to each security or issuer that the analyst covered in this report: (1) all of the views expressed accurately reflect his or her personal views about those securities or issuers; and (2) no part of his or her compensation was, is, or will be, directly or indirectly, related to the specific recommendations or views expressed by that research analyst in the research report.

Ratings Definitions

BUY: We have a positive outlook on the stock based on our expected absolute or relative return over the investment period. Our thesis is based on our analysis of the company's outlook, financial performance, catalysts, valuation and risk profile. We recommend investors add to their position.

HOLD-Outperform: In our view, the stock's fundamentals are relatively more attractive than peers at the current price. Our thesis is based on our analysis of the company's outlook, financial performance, catalysts, valuation and risk profile.

HOLD-Underperform: In our view, the stock's fundamentals are relatively less attractive than peers at the current price. Our thesis is based on our analysis of the company's outlook, financial performance, catalysts, valuation and risk profile.

SELL: We have a negative outlook on the stock based on our expected absolute or relative return over the investment period. Our thesis is based on our analysis of the company's outlook, financial performance, catalysts, valuation and risk profile. We recommend investors reduce their position.

Under Review: We actively follow the company, although our estimates, rating and target price are under review.

Restricted: The rating and target price have been suspended temporarily to comply with applicable regulations and/or Yuanta policies.

Note: Yuanta research coverage with a Target Price is based on an investment period of 12 months. Greater China Discovery Series coverage does not have a formal 12 month Target Price and the recommendation is based on an investment period specified by the analyst in the report.

Global Disclaimer

© 2018 Yuanta. All rights reserved. The information in this report has been compiled from sources we believe to be reliable, but we do not hold ourselves responsible for its completeness or accuracy. It is not an offer to sell or solicitation of an offer to buy any securities. All opinions and estimates included in this report constitute our judgment as of this date and are subject to change without notice.

This report provides general information only. Neither the information nor any opinion expressed herein constitutes an offer or invitation to make an offer to buy or sell securities or other investments. This material is prepared for general circulation to clients and is not intended to provide tailored investment advice and does not take into account the individual financial situation and objectives of any specific person who may receive this report. Investors should seek financial advice regarding the appropriateness of investing in any securities, investments or investment strategies discussed or recommended in this report. The information contained in this report has been compiled from sources believed to be reliable but no representation or warranty, express or implied, is made as to its accuracy, completeness or correctness. This report is not (and should not be construed as) a solicitation to act as securities broker or dealer in any jurisdiction by any person or company that is not legally permitted to carry on such business in that jurisdiction.

Yuanta research is distributed in the United States only to Major U.S. Institutional Investors (as defined in Rule 15a-6 under the Securities Exchange Act of 1934, as amended and SEC staff interpretations thereof). All transactions by a US person in the securities mentioned in this report must be effected through a registered broker-dealer under Section 15 of the Securities Exchange Act of 1934, as amended. Yuanta research is distributed in Taiwan by Yuanta Securities Investment Consulting. Yuanta research is distributed in Hong Kong by Yuanta Securities (Hong Kong) Co. Limited, which is licensed in Hong Kong by the Securities and Futures Commission for regulated activities, including Type 4 regulated activity (advising on securities). In Hong Kong, this research report may not be redistributed, retransmitted or disclosed, in whole or in part or any form or manner, without the express written