

當日市場：房地產股成為亮點

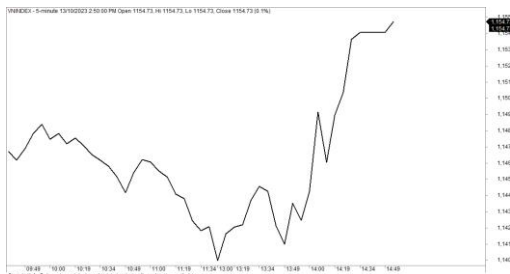
2023/10/16

市場走勢

市場指數	VNI	HNI	UPCOM
收盤	1,154.73	239.05	87.90
%日	0.27%	0.26%	-0.20%
%週	2.32%	3.73%	0.80%
%月	-6.76%	-6.66%	-6.67%
%年	9.87%	6.37%	11.31%
成交值(Bil.VND)			
當日	9,763	1,044	442
日均量/週	13,915	1,871	645
日均量/月	18,802	2,079	891
外資進出			
買進	812.24	37.89	5.60
賣出	1,087.79	4.23	14.76
買賣超	-275.55	33.66	-9.16
市場漲跌家數			
上漲	138	74	149
下跌	305	90	107
持平	56	73	84
市場指標			
P/E	13.28	21.13	17.65
總市值 (兆盾)	4,508	318	1,087
股息殖利率	1.89%	3.30%	5.53%

資料源: Bloomberg - YSVN

VNINDEX



HNIINDEX



市場走勢

美國的 CPI 在 9 月高於預期的消息傳出後，指數的大部分時間均調整，導致美國股市調整。不過，需求在尾盤活躍，幫助指數上漲。VN-Index 收於 1,154.73 點，上漲 0.27%，HNX-Index 上漲 0.26%，Upcom-Index 下跌 0.2%。3 大市場的交易額均達到 15 兆 6,400 億越南盾。

需求在尾盤顯現，VJC (+6.24%)、GVR (+2.64%)、MWG (+2.27%)、SAB (+1.74%) 是幫助指數上漲的股票。相反，BCM、CTG、VHM、VIB 等收跌 1% 左右。

市場情緒並不太消極，因為房地產股表現積極，如 PDR 和 KDH 漲停，而 DXG、NLG、DXG、HDC、SZC 上漲 2%。

外資在整個市場繼續賣超超過 2,580 億越南盾，其中 HPG (1,340 億)、MWG (1,230 億)、FUEVFVND (890 億) 被拋售最多的股票。相反，DGC (520 億)、IDC (280 億)、KDH (280 億) 在買超方面領先。

市場短期觀點

我們認為市場可能會在本周的首個交易日下跌，VN-Index 可能會在接下來的交易日中在 20 日均線附近波動。同時，市場出現進入短期調整階段的跡象，因此 VN-Index 在接下來的交易日中無法完全突破 1,160-1,165 點的阻力位，尤其是現金流可能會在各類股票之間分化。此外，短期情緒指標持續上漲，顯示投資者對當前市場走勢逐漸轉為更加樂觀，新的買進機會不斷增加。

大盤的短期走勢仍維持下跌。因此，在短期內，我們建議投資者可以繼續以低比例的股票探索買進，並在本周的前幾個交易日在下跌趨勢中優先買進。

從周線圖來看，VN-Index 比前一周上漲 2.3%，成交量仍維持在較低水平。同時，市場仍處於中期調整階段，情緒指標繼續小幅下跌，尤其是 5 周技術指標下跌至超賣區域，因此市場在接下來的幾個交易周可能會出現復甦。但大盤的中期走勢仍維持下跌。因此，在中期內，我們建議投資者可以繼續將股票比例減少至投資組合的 40-45%，並在此期間不宜再買進。

請在 <https://ysradar.yuanta.com.vn/> 查看有關股票的信號。

技術分析圖



指數技術分析圖 VN-Index



指數技術分析圖 HNX-Index

指數	短期趨勢	中期趨勢	阻力區 1	阻力區 2	支撐區 1	支撐區 2
VN-Index	下跌	下跌	1253	1300	870	800
HNX-Index	下跌	下跌	260	306	189	160
VN30	下跌	下跌	1270	1300	980	960
VNMidcaps	下跌	下跌	1280	1250	963	900
VNSmallcaps	下跌	下跌	1250	1250	804	750

胡志明市交易所 (HSX)

	收盤	漲跌%
VNI	1154.73	0.27%
VN30	1166.66	0.10%
VN Mid	1683.31	0.70%
VN Small	1374.24	-0.11%

河內交易所 (HSX)

	收盤	漲跌%
HNI	239.05	0.26%
HN30	510.4	0.93%
VNX AllSh	1168.95	0.25%

UPCOM 市場 (UPCoM)

	收盤	漲跌%
UPCoM	87.9	-0.20%

外資交易	成交值 (Bil.VND)
買進	812.24
賣出	1087.79
買超/賣超	-275.55

外資交易	成交值 (Bil.VND)
買進	37.89
賣出	4.23
買超/賣超	33.66

外資交易	成交值 (Bil.VND)
買進	5.60
賣出	14.76
買超/賣超	-9.16

上漲排名/ 股碼	漲跌(VND)	漲跌%
PDR	1700	6.98%
HBC	550	6.88%
KDH	2050	6.84%
VJC	6100	6.24%
DPR	1950	5.92%

上漲排名/ 股碼	漲跌(VND)	漲跌%
VC7	1400	6.48%
DHT	1300	6.13%
DTD	1200	4.10%
DTD	1200	4.10%
C69	300	3.70%

上漲排名/ 股碼	漲跌(VND)	漲跌%
PVX	117	4.88%
FOX	1836	2.58%
DRI	81	1.08%
BSR	118	0.56%
VGT	70	0.54%

下跌排名/ 股碼	漲跌(VND)	漲跌%
DLG	-180	-6.92%
YEG	-550	-3.38%
ORS	-500	-2.70%
TDP	-850	-2.59%
AGR	-350	-2.02%

下跌排名/ 股碼	漲跌(VND)	漲跌%
CMS	-2700	-9.75%
DXP	-400	-2.84%
VFS	-500	-2.38%
EVS	-200	-2.22%
MBG	-100	-2.17%

下跌排名/ 股碼	漲跌(VND)	漲跌%
VNZ	-41572	-4.90%
PXL	-308	-3.24%
BMS	-357	-3.05%
ABW	-336	-3.00%
SBS	-238	-2.90%

*備註：市值>5,000 億盾；成交值>15 億盾

市值排名/ 股碼	Bil.VND
VCB	484,015
BID	214,987
VHM	204,220
GAS	197,060
VIC	175,822

市值排名/ 股碼	Bil.VND
HUT	20,974
PVS	19,071
IDC	17,325
SHS	14,799
THD	14,206

市值排名/ 股碼	Bil.VND
ACV	161,216
VGI	85,370
BSR	65,166
MCH	55,025
VEA	49,635

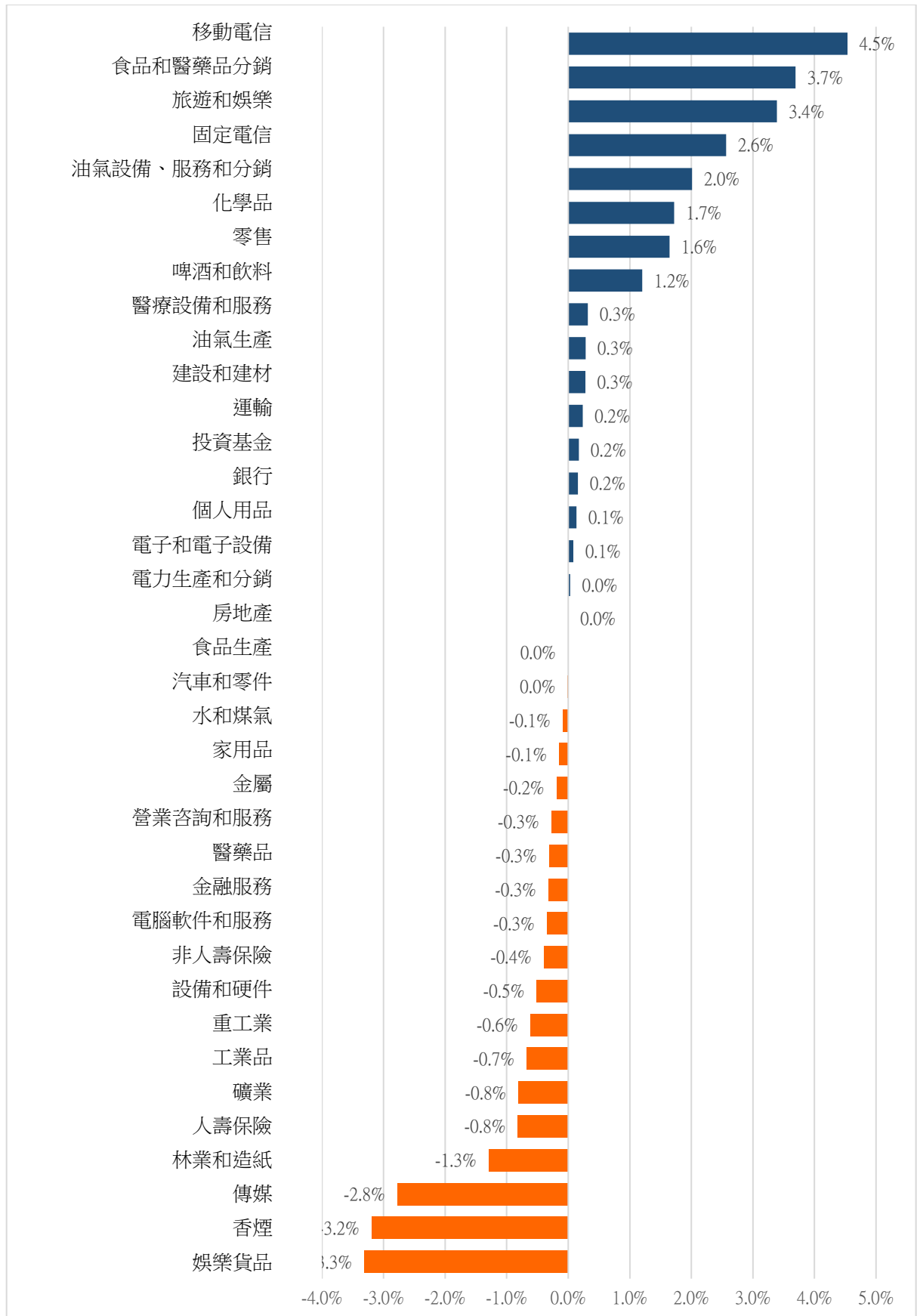
交易量排名/ 股碼	成交值	30 日均
VIX	27,361,747	34,683,691
SSI	23,047,049	30,058,388
VND	22,598,405	28,579,861
HPG	20,455,926	23,940,816
PDR	16,031,554	11,554,113

交易量排名/ 股碼	成交值	30 日均
SHS	22,387,238	26,723,819
PVS	9,370,861	7,647,183
CEO	8,621,291	8,947,275
MBS	5,751,636	5,322,498
IDC	5,608,082	3,620,914

交易量排 名/股碼	成交值	30 日均
BSR	8,172,932	11,169,644
VGI	2,583,474	605,941
PVX	2,412,662	659,669
SBS	2,339,339	3,623,948
AAS	1,922,953	2,617,910

資料源: Bloomberg & Yuanta Research

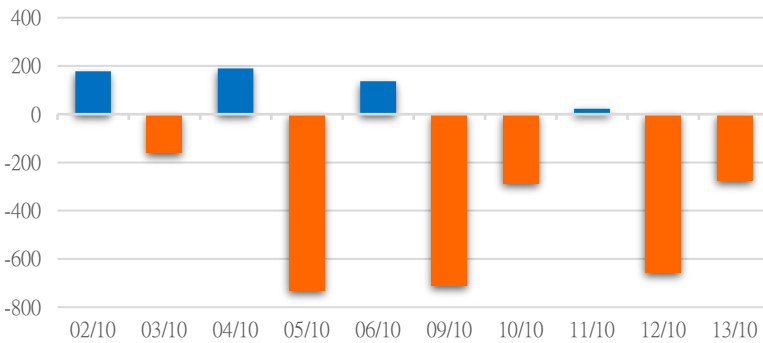
各行業板塊的交易走勢



資料源: FiinPro - YSVN

外資買進賣統計

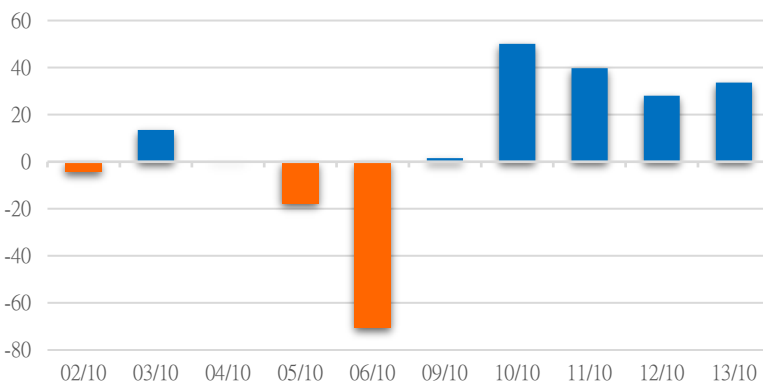
HSX 外資每日買/賣超



證券代碼	買超金額 (Mil.VND)	證券代碼	賣超金額 (Mil.VND)
DGC	52,454	HPG	134,334
KDH	27,434	MWG	123,304
SSI	24,770	FUEVFNVD	88,798
VCB	22,078	FPT	59,459
PDR	20,578	VPB	50,419

HSX 外資買/賣超的前 5 名

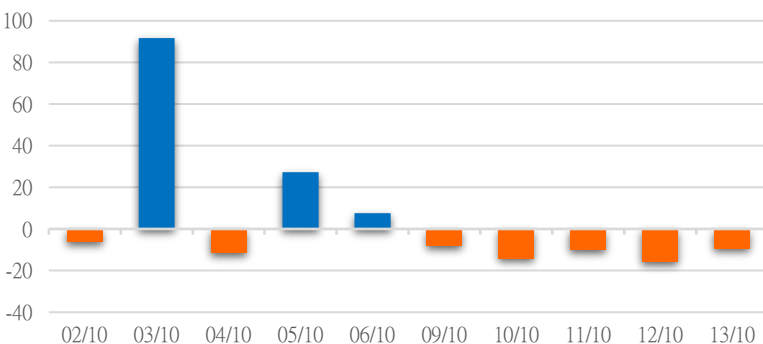
HNX 外資每日買/賣超



證券代碼	買超金額 (Mil.VND)	證券代碼	賣超金額 (Mil.VND)
IDC	28,014	CEO	761
PVS	4,311	DDG	657
SHS	1,853	NVB	480
SLS	1,661	TNG	445
VGS	127	PVG	99

HNX 外資買/賣超的前 5 名

UPCOM 外資每日買/賣超



證券代碼	買超金額 (Mil.VND)	證券代碼	賣超金額 (Mil.VND)
QNS	1,476	VEA	10,349
BSR	690	PAT	793
HPP	274	ACV	481
VTP	183	VGG	277
GHC	143	GDA	125

UPCOM 外資買/賣超的前 5 名

源: FiinPro - YSVN

自營統計

證券代碼	買超金額 (Mil.VND)	證券代碼	賣超金額 (Mil.VND)
FUEVFN30	45,111	SGN	240,688
E1VFN30	36,075	FPT	25,458
PDR	21,059	VCB	23,415
VNM	18,875	STB	18,325
FRT	14,272	VPB	15,844

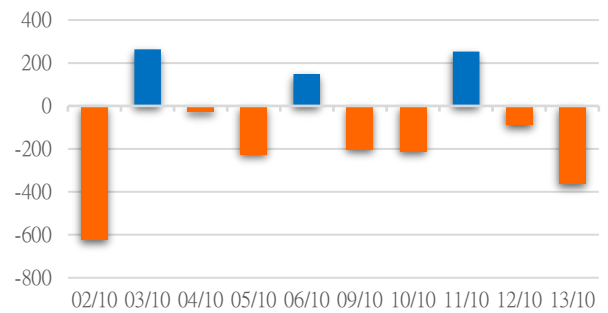
HSX 自營交易最大前名

證券代碼	買超金額 (Mil.VND)	證券代碼	賣超金額 (Mil.VND)
CSC	29,973.00	PVS	12,331
IDC	823.60	SHS	3,528.8
		SGC	3.2
		PSI	2.1
		SCI	0.9

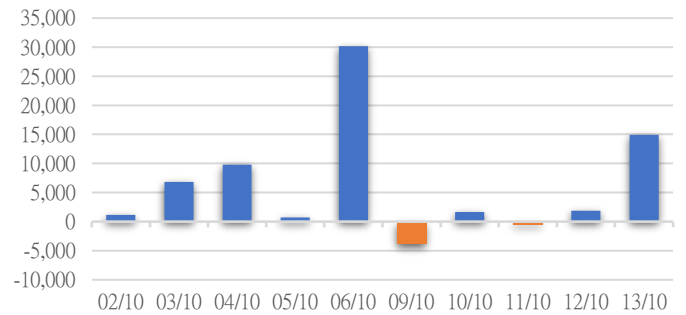
HNX 自營交易最大前名

證券代碼	買超金額 (Mil.VND)	證券代碼	賣超金額 (Mil.VND)
NAB	338.50	QTP	2,548
		BSR	2,124
		GDA	124.5
		ABB	3.8
		HLY	1.5

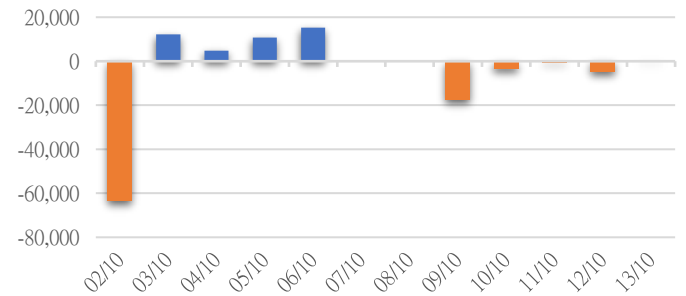
HSX 自營交易每日買/賣超 (Bil.VND)



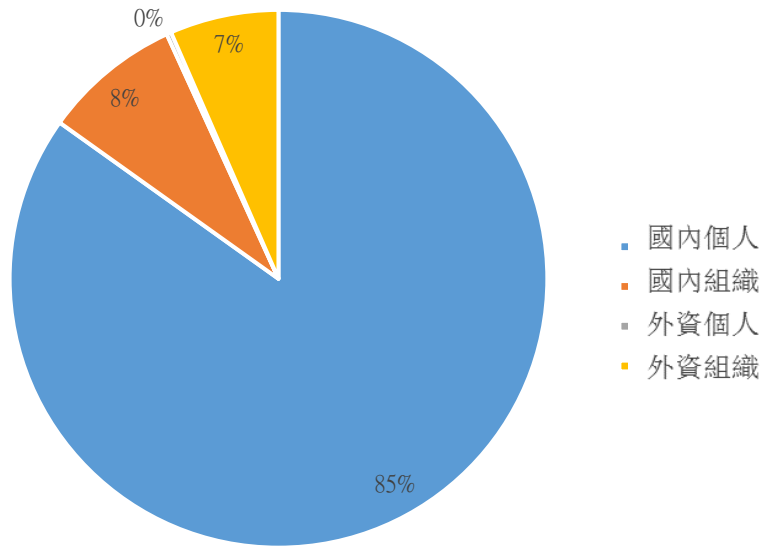
HNX 自營交易每日買/賣超 (Mil.VND)



UPCoM 自營交易每日買/賣超 (Mil.VND)



越南證券市場投資人類別統計



資料源: FiinPro - YSVN

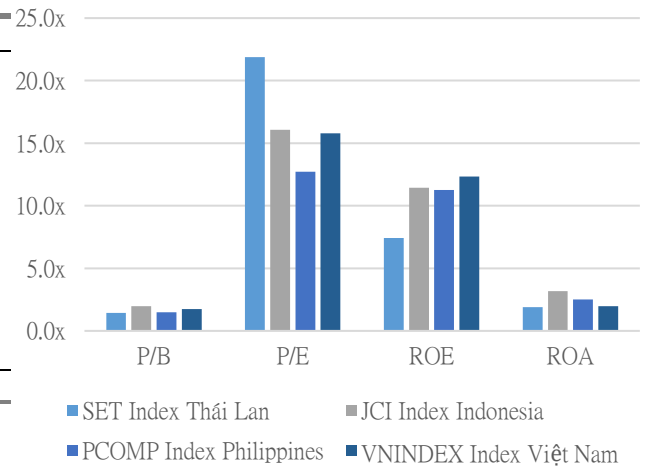
東南亞主要市場走勢比較



東南亞主要市場數據

		Thailand	Indonesia	Philippines	Vietnam
P/B		1.4x	2.0x	1.5x	1.7x
P/E		21.9x	16.1x	12.7x	15.8x
ROE	%	7.42	11.44	11.26	12.33
ROA	%	1.90	3.17	2.51	1.98
Vốn hóa	Tỷ USD	475.03	652.52	153.76	185.12
GTGD	Triệu USD	1.22	0.56	0.03	0.50
LS cổ tức	%	3.17	3.88	2.63	1.60

源: Bloomberg & YSVN



元大證券（越南）公司

個人客戶分析部

Nguyễn Thế Minh
研究分析經理
+84 28 3622 6868 ext 3826
minh.nguyen@yuanta.com.vn

Lý Thị Hiên
研究分析主管
+84 28 3622 6868 ext 3908
hien.ly@yuanta.com.vn

Quách Đức Khánh
研究分析副主管
+84 28 3622 6868 ext 3833
khanh.quach@yuanta.com.vn

Khổng Hữu Hiệp
高級分析專員
+84 28 3622 6868 ext 3912
hiep.khong@yuanta.com.vn

Nguyễn Trịnh Ngọc Hồng
高級分析專員
+84 28 3622 6868 ext 3832
hong.nguyen@yuanta.com.vn

Phạm Tấn Phát
高級分析專員
+84 28 3622 6868 ext 3880
phat.pham@yuanta.com.vn

個人客戶業務部

Phạm Đắc Thành
北部分行經理
+84 28 3622 6868 ext 3416
thanh.pham@yuanta.com.vn

Võ Thị Thu Thủy
平陽分行經理
+84 28 3622 6868 ext 3505
thuy.vo@yuanta.com.vn

Lương Kỳ Ty
堤岸分行經理
+84 28 3622 6868 ext 3653
ty.luong@yuanta.com.vn

Bùi Quốc Phong
同奈分行經理
+84 28 3622 6868 ext 3701
phong.bui@yuanta.com.vn

Võ Đình Tuấn
峴港分行經理
+84 28 3622 6868 ext 3301
tuan.vo@yuanta.com.vn

Nguyễn Việt Quang
河內分行經理
+84 28 3622 6868 ext 3404
quang.nguyen@yuanta.com.vn

Đinh Thị Thu Cúc
頭頓分行經理
+84 28 3622 6868 ext 3203
cuc.dinh@yuanta.com.vn

Appendix A: Important Disclosures

Analyst Certification

Each research analyst primarily responsible for the content of this research report, in whole or in part, certifies that with respect to each security or issuer that the analyst covered in this report: (1) all of the views expressed accurately reflect his or her personal views about those securities or issuers; and (2) no part of his or her compensation was, is, or will be, directly or indirectly, related to the specific recommendations or views expressed by that research analyst in the research report.

Ratings Definitions

BUY: We have a positive outlook on the stock based on our expected absolute or relative return over the investment period. Our thesis is based on our analysis of the company's outlook, financial performance, catalysts, valuation and risk profile. We recommend investors add to their position.

HOLD-Outperform: In our view, the stock's fundamentals are relatively more attractive than peers at the current price. Our thesis is based on our analysis of the company's outlook, financial performance, catalysts, valuation and risk profile.

HOLD-Underperform: In our view, the stock's fundamentals are relatively less attractive than peers at the current price. Our thesis is based on our analysis of the company's outlook, financial performance, catalysts, valuation and risk profile.

SELL: We have a negative outlook on the stock based on our expected absolute or relative return over the investment period. Our thesis is based on our analysis of the company's outlook, financial performance, catalysts, valuation and risk profile. We recommend investors reduce their position.

Under Review: We actively follow the company, although our estimates, rating and target price are under review.

Restricted: The rating and target price have been suspended temporarily to comply with applicable regulations and/or Yuanta policies.

Note: Yuanta research coverage with a Target Price is based on an investment period of 12 months. Greater China Discovery Series coverage does not have a formal 12 month Target Price and the recommendation is based on an investment period specified by the analyst in the report.

Global Disclaimer

© 2018 Yuanta. All rights reserved. The information in this report has been compiled from sources we believe to be reliable, but we do not hold ourselves responsible for its completeness or accuracy. It is not an offer to sell or solicitation of an offer to buy any securities. All opinions and estimates included in this report constitute our judgment as of this date and are subject to change without notice.

This report provides general information only. Neither the information nor any opinion expressed herein constitutes an offer or invitation to make an offer to buy or sell securities or other investments. This material is prepared for general circulation to clients and is not intended to provide tailored investment advice and does not take into account the individual financial situation and objectives of any specific person who may receive this report. Investors should seek financial advice regarding the appropriateness of investing in any securities, investments or investment strategies discussed or recommended in this report. The information contained in this report has been compiled from sources believed to be reliable but no representation or warranty, express or implied, is made as to its accuracy, completeness or correctness. This report is not (and should not be construed as) a solicitation to act as securities broker or dealer in any jurisdiction by any person or company that is not legally permitted to carry on such business in that jurisdiction.

Yuanta research is distributed in the United States only to Major U.S. Institutional Investors (as defined in Rule 15a-6 under the Securities Exchange Act of 1934, as amended and SEC staff interpretations thereof). All transactions by a US person in the securities mentioned in this report must be effected through a registered broker-dealer under Section 15 of the Securities Exchange Act of 1934, as amended. Yuanta research is distributed in Taiwan by Yuanta Securities Investment Consulting. Yuanta research is distributed in Hong Kong by Yuanta Securities (Hong Kong) Co. Limited, which is licensed in Hong Kong by the Securities and Futures Commission for regulated activities, including Type 4 regulated activity (advising on securities). In Hong Kong, this research report may not be redistributed, retransmitted or disclosed, in whole or in part or any form or manner, without the express written