

當日市場：市場在 ATC 的交易日中強勁拋售

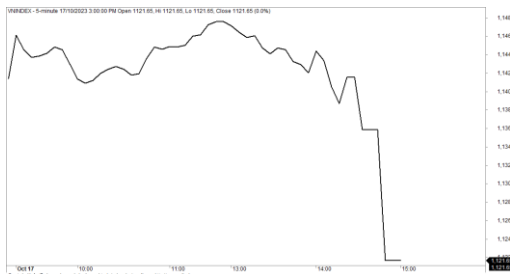
2023/10/18

市場走勢

市場指數	VNI	HNI	UPCOM
收盤	1,121.65	230.03	86.65
%日	-1.73%	-2.72%	-0.80%
%週	-1.93%	-1.77%	-0.91%
%月	-8.61%	-8.99%	-7.58%
%年	6.66%	1.58%	8.30%
成交值(Bil.VND)			
當日	9,763	1,044	442
日均量/週	13,863	2,046	680
日均量/月	17,410	2,027	844
外資進出			
買進	1,008.18	108.75	14.61
賣出	988.60	17.79	13.78
買賣超	19.58	90.95	0.84
市場漲跌家數			
上漲	138	47	149
下跌	305	120	107
持平	56	73	84
市場指標			
P/E	13.64	20.88	17.71
總市值 (兆盾)	4,598	312	1,080
股息殖利率	1.89%	3.59%	5.54%

資料源: Bloomberg - YSVN

VNINDEX



HNIINDEX



市場走勢

市場延續本周首個交易日的走勢，則在盤初上漲，但未能維持高位，指數反轉下跌。值得關注的是，ATC 交易日中的強勁拋售導致指數大幅下跌。VN-Index 收於 1,121.65 點，下跌 1.73%，HNX-Index 下跌 2.72%，Upcom-Index 下跌 0.8%。3 大市場的交易額均達到 15 兆 1,420 億越南盾。

拋售壓力在當日加劇，VN30-Index 下跌 1.06%。FPT、GVR、MWG 從 3% 下跌，而 PLX SSI、VHM、VIC、TPB、BCM、GAS 小幅下跌。相反，HDB、VJC、VPB、VRE 小幅上漲。

市場情緒在尾盤較為消極，導致跌停的股票數量急劇增加，如 KBC、GEX、PVT、PC、ANV、DCM、VCI、FCN、SZC 等跌停。

外資在整個市場反轉買超近 1,110 億越南盾，其中 STB (1,440 億)、IDC (710 億)、SSI (380 億) 在買超方面領先。相反，VHM (1 兆 3,710 億)、VPB (860 億)、HPG (490 億) 被拋售最多的股票。

市場短期觀點

我們認為市場可能會繼續下跌，VN-Index 可能會在下一交易日重新測試 1,110 點附近的支撐位的舊底部。同時，我們預計，當 VN-Index 下跌至 1110 點附近的支撐位時，尤其是技術指標大幅下跌至超賣區域附近時，投資者的抄底需求可能會在下一個交易日增加，因此預計低價需求在下一個交易日可能會增加，VN-Index 可能未能突破 1,110 點的支撐位。此外，短期情緒指標下跌，顯示投資者再次悲觀。

大盤的短期走勢仍維持下跌。因此，在短期內，我們建議投資者可以限制拋售，並可以在大幅下跌期間買進，當時 VN-Index 下跌至近 1,110 點。此外，我們關注到，新買倉僅應給予較低比例，並在市場短期趨勢確認上漲時增加股票比例。

請在 <https://ysradar.yuanta.com.vn/> 查看有關股票的信號。

技術分析圖



指數技術分析圖 VN-Index



指數技術分析圖 HNX-Index

指數	短期趨勢	中期趨勢	阻力區 1	阻力區 2	支撐區 1	支撐區 2
VN-Index	下跌	下跌	1253	1300	870	800
HNX-Index	下跌	下跌	260	306	189	160
VN30	下跌	下跌	1270	1300	980	960
VNMidcaps	下跌	下跌	1280	1250	963	900
VNSmallcaps	下跌	下跌	1250	1250	804	750

胡志明市交易所 (HSX)

	收盤	漲跌%
VNI	1121.65	-1.73%
VN30	1141.03	-1.06%
VN Mid	1591.53	-3.92%
VN Small	1330.61	-1.92%

河內交易所 (HSX)

	收盤	漲跌%
HNI	230.03	-2.72%
HN30	478.29	-5.21%
VNX AllSh	1131.88	-1.91%

UPCOM 市場 (UPCoM)

	收盤	漲跌%
UPCoM	86.65	-0.80%

外資交易	成交值 (Bil.VND)
買進	1008.18
賣出	988.6
買超/賣超	19.58

外資交易	成交值 (Bil.VND)
買進	108.75
賣出	17.79
買超/賣超	90.95

外資交易	成交值 (Bil.VND)
買進	14.61
賣出	13.78
買超/賣超	0.84

上漲排名/ 股碼	漲跌(VND)	漲跌%
TDP	1800	5.66%
EVF	500	4.39%
NHH	300	1.67%
POM	60	1.15%
VRE	300	1.12%

上漲排名/ 股碼	漲跌(VND)	漲跌%
CMS	1800	7.44%
TAR	200	1.56%
KSF	100	0.25%
SCG	100	0.15%
APS	0	0.00%

上漲排名/ 股碼	漲跌(VND)	漲跌%
FOX	4128	5.29%
VOC	733	3.19%
QTP	351	2.31%
BMS	61	0.54%
NTC	798	0.41%

下跌排名/ 股碼	漲跌(VND)	漲跌%
VCG	-1750	-7.00%
ANV	-2750	-7.00%
PVT	-2100	-6.98%
KBC	-2300	-6.97%
KSB	-2000	-6.97%

下跌排名/ 股碼	漲跌(VND)	漲跌%
DTD	-3000	-9.90%
DTD	-3000	-9.90%
PVC	-1800	-9.52%
TNG	-1900	-9.18%
IPA	-1500	-9.09%

下跌排名/ 股碼	漲跌(VND)	漲跌%
DDV	-391	-3.34%
DGT	-217	-3.34%
PXL	-280	-3.01%
SBS	-214	-2.71%
GDA	-648	-2.62%

*備註：市值>5,000 億盾；成交值>15 億盾

市值排名/ 股碼	Bil.VND
VCB	481,221
BID	210,688
GAS	199,587
VHM	198,341
VIC	171,627

市值排名/ 股碼	Bil.VND
HUT	21,242
PVS	19,453
IDC	16,863
SHS	14,393
THD	13,860

市值排名/ 股碼	Bil.VND
ACV	161,264
VGI	88,980
BSR	67,234
MCH	54,990
VEA	49,625

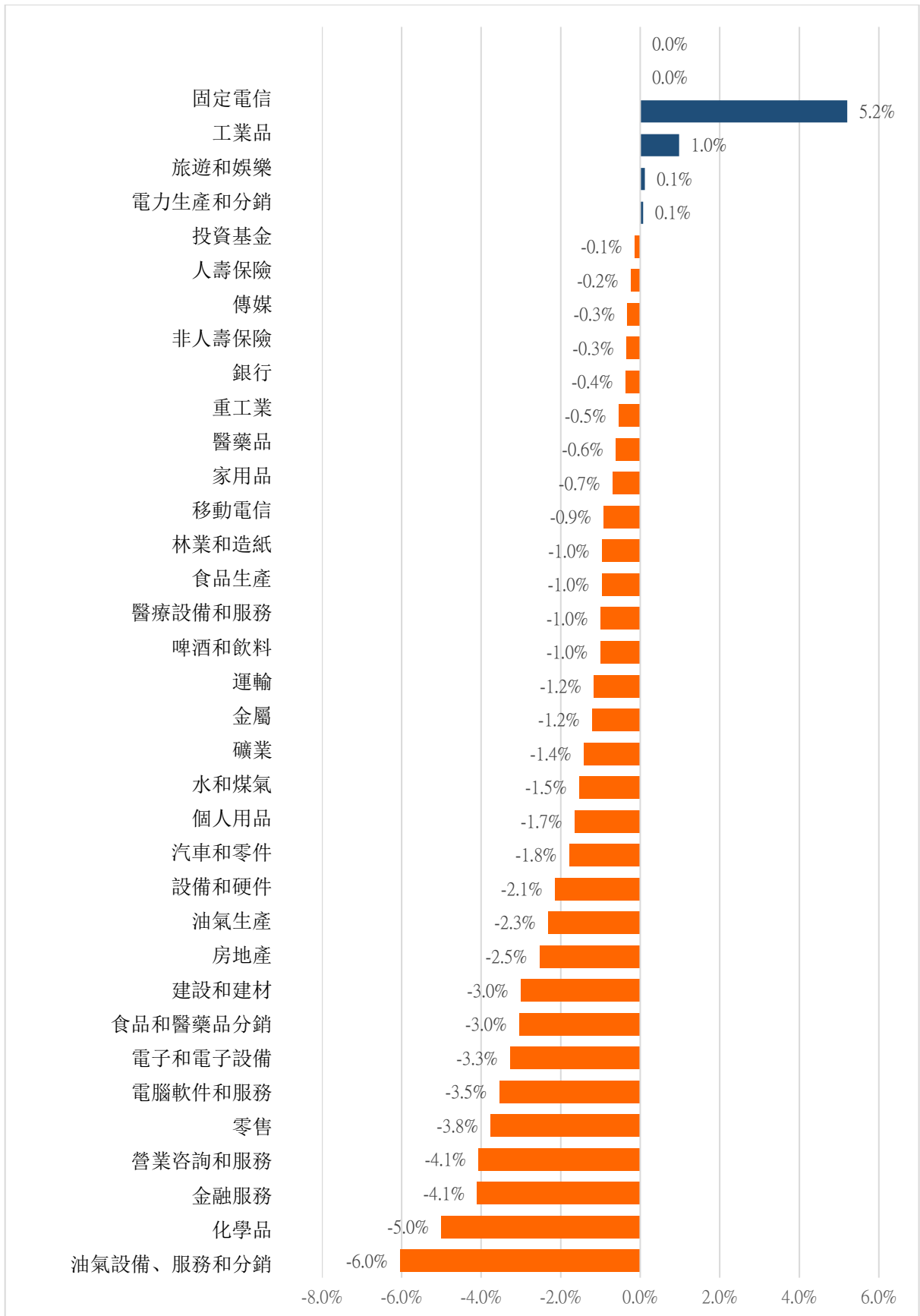
交易量排名/ 股碼	成交值	30 日均
VPB	28,839,901	13,010,660
VIX	21,891,200	33,688,521
SSI	20,096,600	30,100,166
VND	18,842,000	28,678,836
STB	15,770,403	18,701,977

交易量排名/ 股碼	成交值	30 日均
SHS	27,620,360	26,951,636
PVS	8,830,331	7,397,584
IDC	7,071,699	3,675,583
CEO	5,554,165	9,017,200
NRC	5,477,862	950,162

交易量排 名/股碼	成交值	30 日均
BSR	11,430,537	11,119,853
AAS	2,770,170	2,520,602
SBS	2,209,578	3,433,268
VGI	1,976,375	662,840
VTP	1,805,519	1,252,039

資料源: Bloomberg & Yuanta Research

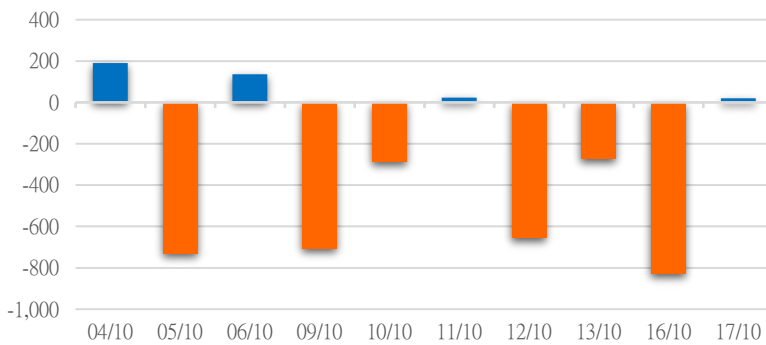
各行業板塊的交易走勢



資料源:: FiinPro - YSVN

外資買進賣統計

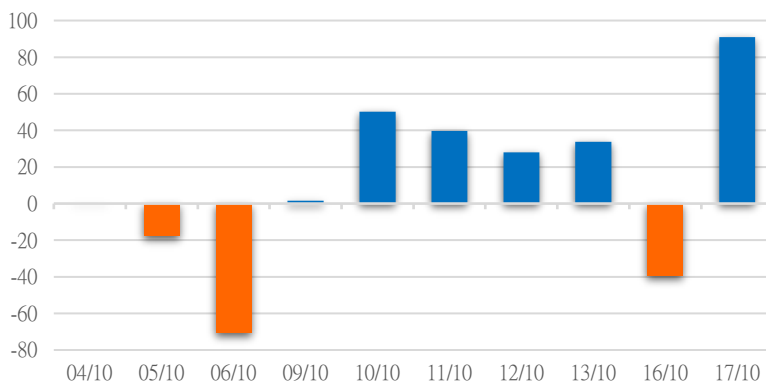
HSX 外資每日買/賣超



證券代碼	買超金額 (Mil.VND)	證券代碼	賣超金額 (Mil.VND)
STB	142,096	VHM	136,261
SSI	38,066	VPB	86,554
VND	26,066	HPG	48,909
DGC	22,395	MWG	31,812
VIX	19,198	GAS	17,390

HSX 外資買/賣超的前 5 名

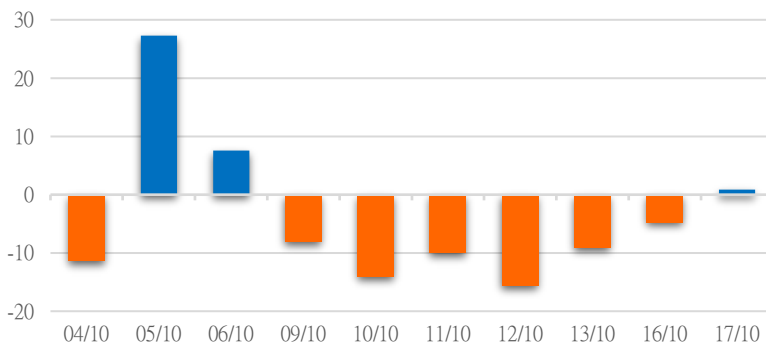
HNX 外資每日買/賣超



證券代碼	買超金額 (Mil.VND)	證券代碼	賣超金額 (Mil.VND)
IDC	70,654	EID	615
PVS	12,069	NVB	602
SHS	2,414	VCS	154
NRC	2,260	VIG	125
TNG	1,701	LAS	74

HNX 外資買/賣超的前 5 名

UPCOM 外資每日買/賣超



證券代碼	買超金額 (Mil.VND)	證券代碼	賣超金額 (Mil.VND)
ACV	3,186	VEA	4,238
MPC	2,400	VTP	327
BSR	455	QNS	311
MCH	254	PAT	304
PHP	35	ABI	127

UPCOM 外資買/賣超的前 5 名

源: FiinPro - YSVN

自營統計

證券代碼	買超金額 (Mil.VND)	證券代碼	賣超金額 (Mil.VND)
VPB	86,928	FIR	26,734
MWG	24,334	MBB	3,971
FUEVFNVD	19,323	TCB	3,779
VRE	9,141	PVD	3,180
HPG	8,903	FUEDCMID	2,853

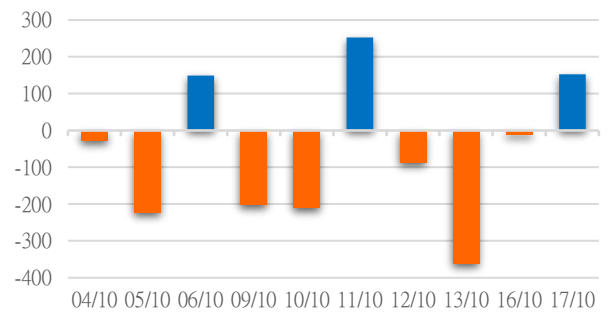
HSX 自營交易最大前名

證券代碼	買超金額 (Mil.VND)	證券代碼	賣超金額 (Mil.VND)
GKM	26,755.60	IDC	344
PVS	17,688.68	PSI	1.6
MBS	297.30	SCI	1.1

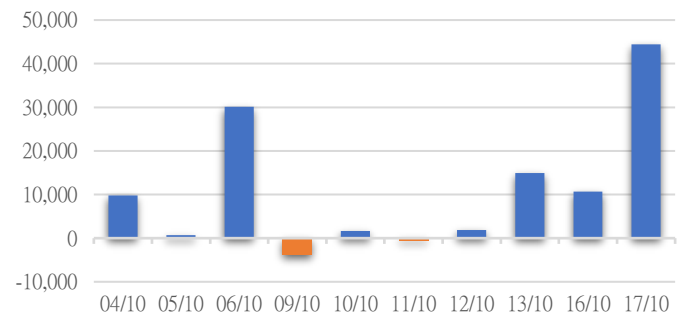
HNX 自營交易最大前名

證券代碼	買超金額 (Mil.VND)	證券代碼	賣超金額 (Mil.VND)

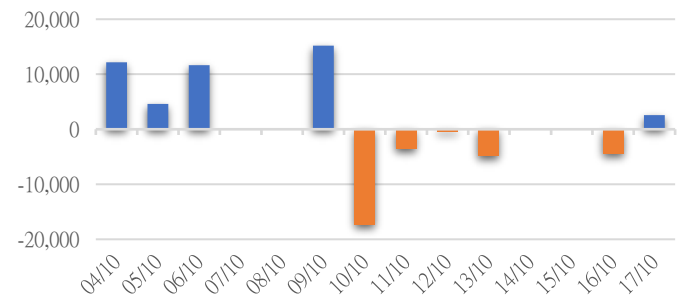
HSX 自營交易每日買/賣超 (Bil.VND)



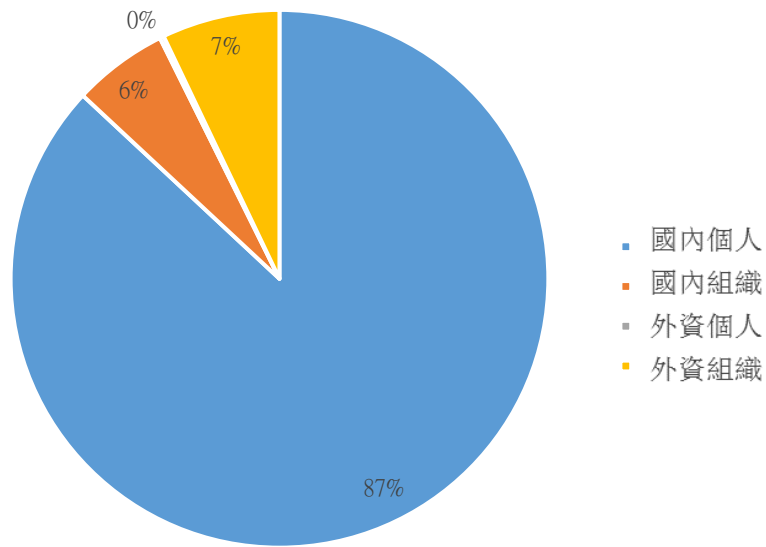
HNX 自營交易每日買/賣超 (Mil.VND)



UPCoM 自營交易每日買/賣超 (Mil.VND)



越南證券市場投資人類別統計



資料源: FiinPro - YSVN

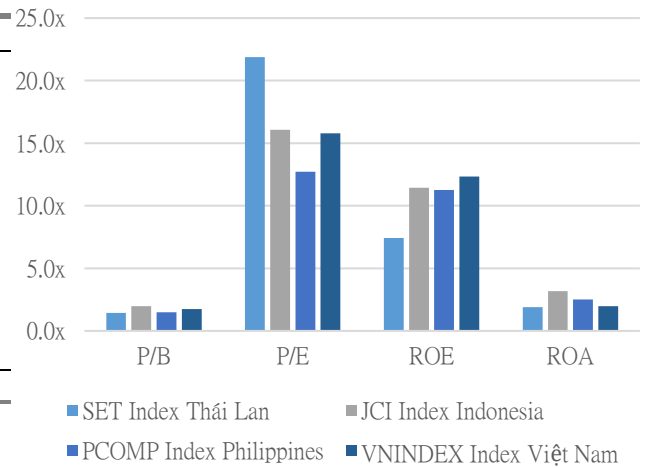
東南亞主要市場走勢比較



東南亞主要市場數據

		Thailand	Indonesia	Philippines	Vietnam
P/B		1.4x	2.0x	1.5x	1.7x
P/E		21.9x	16.1x	12.7x	15.8x
ROE	%	7.42	11.44	11.26	12.33
ROA	%	1.90	3.17	2.51	1.98
Vốn hóa	Tỷ USD	475.03	652.52	153.76	185.12
GTGD	Triệu USD	1.22	0.56	0.03	0.50
LS cổ tức	%	3.17	3.88	2.63	1.60

源: Bloomberg & YSVN



元大證券（越南）公司

個人客戶分析部

Nguyễn Th ệ Minh
研究分析經理
+84 28 3622 6868 ext 3826
minh.nguyen@yuanta.com.vn

Lý Thị Hi ền
研究分析主管
+84 28 3622 6868 ext 3908
hien.ly@yuanta.com.vn

Quách Đức Khánh
研究分析副主管
+84 28 3622 6868 ext 3833
khanh.quach@yuanta.com.vn

Khổng Hữu Hiệp
高級分析專員
+84 28 3622 6868 ext 3912
hiep.khong@yuanta.com.vn

Nguyễn Trịnh Ngọc Hồng
高級分析專員
+84 28 3622 6868 ext 3832
hong.nguyen@yuanta.com.vn

Phạm Tấn Phát
高級分析專員
+84 28 3622 6868 ext 3880
phat.pham@yuanta.com.vn

個人客戶業務部

Phạm Đắc Thành
北部分行經理
+84 28 3622 6868 ext 3416
thanh.pham@yuanta.com.vn

Võ Thị Thu Thủy
平陽分行經理
+84 28 3622 6868 ext 3505
thuy.vo@yuanta.com.vn

Lương Kỳ Ty
堤岸分行經理
+84 28 3622 6868 ext 3653
ty.luong@yuanta.com.vn

Bùi Quốc Phong
同奈分行經理
+84 28 3622 6868 ext 3701
phong.bui@yuanta.com.vn

Võ Đình Tuấn
峴港分行經理
+84 28 3622 6868 ext 3301
tuan.vo@yuanta.com.vn

Nguyễn Việt Quang
河內分行經理
+84 28 3622 6868 ext 3404
quang.nguyen@yuanta.com.vn

Đinh Thị Thu Cúc
頭頓分行經理
+84 28 3622 6868 ext 3203
cuc.dinh@yuanta.com.vn

Appendix A: Important Disclosures

Analyst Certification

Each research analyst primarily responsible for the content of this research report, in whole or in part, certifies that with respect to each security or issuer that the analyst covered in this report: (1) all of the views expressed accurately reflect his or her personal views about those securities or issuers; and (2) no part of his or her compensation was, is, or will be, directly or indirectly, related to the specific recommendations or views expressed by that research analyst in the research report.

Ratings Definitions

BUY: We have a positive outlook on the stock based on our expected absolute or relative return over the investment period. Our thesis is based on our analysis of the company's outlook, financial performance, catalysts, valuation and risk profile. We recommend investors add to their position.

HOLD-Outperform: In our view, the stock's fundamentals are relatively more attractive than peers at the current price. Our thesis is based on our analysis of the company's outlook, financial performance, catalysts, valuation and risk profile.

HOLD-Underperform: In our view, the stock's fundamentals are relatively less attractive than peers at the current price. Our thesis is based on our analysis of the company's outlook, financial performance, catalysts, valuation and risk profile.

SELL: We have a negative outlook on the stock based on our expected absolute or relative return over the investment period. Our thesis is based on our analysis of the company's outlook, financial performance, catalysts, valuation and risk profile. We recommend investors reduce their position.

Under Review: We actively follow the company, although our estimates, rating and target price are under review.

Restricted: The rating and target price have been suspended temporarily to comply with applicable regulations and/or Yuanta policies.

Note: Yuanta research coverage with a Target Price is based on an investment period of 12 months. Greater China Discovery Series coverage does not have a formal 12 month Target Price and the recommendation is based on an investment period specified by the analyst in the report.

Global Disclaimer

© 2018 Yuanta. All rights reserved. The information in this report has been compiled from sources we believe to be reliable, but we do not hold ourselves responsible for its completeness or accuracy. It is not an offer to sell or solicitation of an offer to buy any securities. All opinions and estimates included in this report constitute our judgment as of this date and are subject to change without notice.

This report provides general information only. Neither the information nor any opinion expressed herein constitutes an offer or invitation to make an offer to buy or sell securities or other investments. This material is prepared for general circulation to clients and is not intended to provide tailored investment advice and does not take into account the individual financial situation and objectives of any specific person who may receive this report. Investors should seek financial advice regarding the appropriateness of investing in any securities, investments or investment strategies discussed or recommended in this report. The information contained in this report has been compiled from sources believed to be reliable but no representation or warranty, express or implied, is made as to its accuracy, completeness or correctness. This report is not (and should not be construed as) a solicitation to act as securities broker or dealer in any jurisdiction by any person or company that is not legally permitted to carry on such business in that jurisdiction.

Yuanta research is distributed in the United States only to Major U.S. Institutional Investors (as defined in Rule 15a-6 under the Securities Exchange Act of 1934, as amended and SEC staff interpretations thereof). All transactions by a US person in the securities mentioned in this report must be effected through a registered broker-dealer under Section 15 of the Securities Exchange Act of 1934, as amended. Yuanta research is distributed in Taiwan by Yuanta Securities Investment Consulting. Yuanta research is distributed in Hong Kong by Yuanta Securities (Hong Kong) Co. Limited, which is licensed in Hong Kong by the Securities and Futures Commission for regulated activities, including Type 4 regulated activity (advising on securities). In Hong Kong, this research report may not be redistributed, retransmitted or disclosed, in whole or in part or any form or manner, without the express written