

當日市場：市場處於強勁分化的階段

2023/10/24

市場走勢

市場指數	VNI	HNI	UPCOM
收盤	1,093.53	226.26	85.27
%日	-1.31%	-0.96%	-0.41%
%週	-4.20%	-4.31%	-2.38%
%月	-8.34%	-6.95%	-6.05%
%年	7.23%	4.07%	8.53%
成交值(Bil.VND)			
當日	9,763	1,044	442
日均量/週	15,071	1,875	675
日均量/月	15,538	1,919	745
外資進出			
買進	1,821.96	39.67	14.74
賣出	1,764.65	40.25	3.75
買賣超	57.31	-0.58	10.99
市場漲跌家數			
上漲	138	75	149
下跌	305	100	107
持平	56	73	84
市場指標			
P/E	13.31	20.04	17.54
總市值 (兆盾)	4,469	305	1,069
股息殖利率	1.97%	3.74%	5.57%

資料源: Bloomberg - YSVN

VNINDEX



HNIINDEX



市場走勢

越南股市在當日持續下跌，但情況不算太負面，抄底需求在低價區間依然活躍。VN-Index 收於 1,093.53 點，並下跌 1.31%，HNX-Index 下跌 0.96%，Upcom-Index 下跌 0.41%。3 大市場的交易額達到 11 兆 6,860 億越南盾。

當 GVR、SAB、GAS、MWG、MSN 下跌超過 3% 時，大型股表現更為負面。相反，Vingroup 股出現放緩的跡象，其中 VIC 收盤上漲。

中小型股也有類似的走勢，許多股票也被強勁拋售，尤其是 AGR、VIX、FTS 等證券股。相反，HAG、HNG、LPB、DXS 等上漲。

外資在連續 5 個交易日在整個市場繼續買超超過 670 億越南盾，其中 VHM (1 兆 190 億)、IDC (320 億)、KBC (260 億) 在買超方面領先。相反，MWG (1,610 億)、VNM (710 億)、MSN (690 億) 被拋售最多的股票。

市場短期觀點

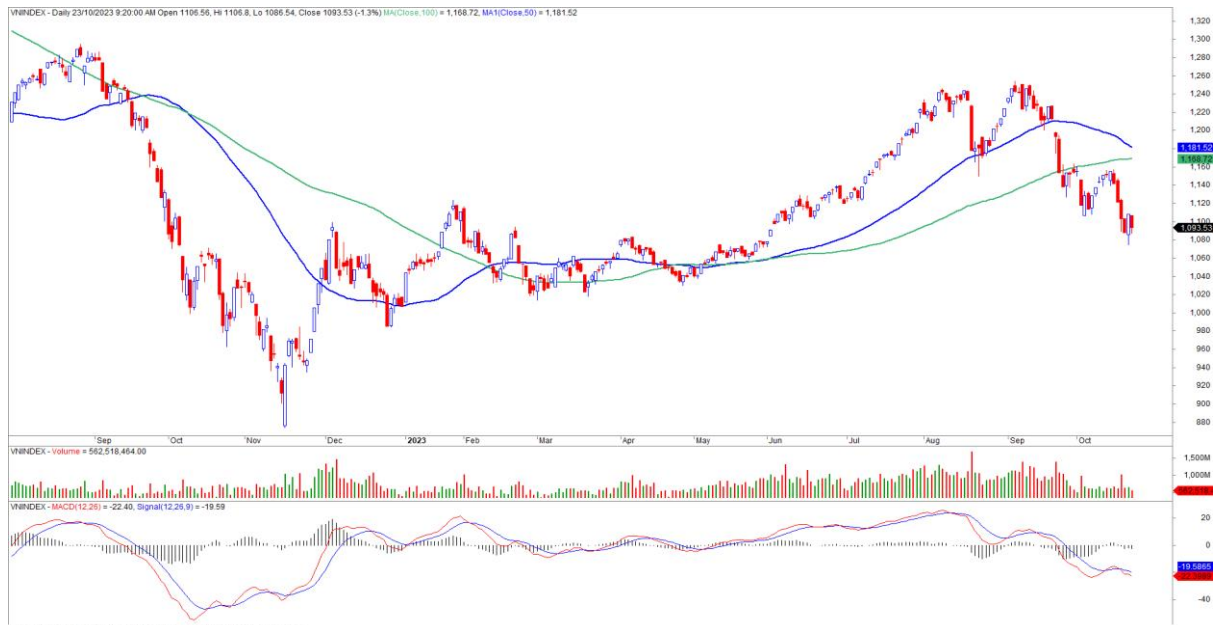
我們認為 VN-Index 在下一個交易日可能會繼續在 1,100 點附近波動。同時，若市場在下一個交易日繼續下跌以及 VN-Index 跌破 1,100 點的支撐位，市場可能會出現進入負向劇烈波動期的跡象，因此投資者也應在此期間限制買進新股。此外，情緒指標仍處於低位，顯示投資者對當前市場走勢仍十分悲觀。

在負面的情況下，當 VN-Index 跌破 1,100 點時，VN-Index 可能會下跌至 1,060 - 1,065 點，這可能是下一個強勁的支撐位。

大盤的短期走勢仍維持下跌。因此，在短期內，我們建議投資者可以將股票比例維持在目前短期投資組合的 30-35% 水平，並在短期風險出現再次上漲的跡象時限制買進新股。

請在 <https://ysradar.yuanta.com.vn/> 查看有關股票的信號。

技術分析圖



指數技術分析圖 VN-Index



指數技術分析圖 HNX-Index

指數	短期趨勢	中期趨勢	阻力區 1	阻力區 2	支撐區 1	支撐區 2
VN-Index	下跌	下跌	1253	1300	870	800
HNX-Index	下跌	下跌	260	306	189	160
VN30	下跌	下跌	1270	1300	980	960
VNMidcaps	下跌	下跌	1280	1250	963	900
VNSmallcaps	下跌	下跌	1250	1250	804	750

胡志明市交易所 (HSX)

	收盤	漲跌%
VNI	1093.53	-1.31%
VN30	1106.85	-1.50%
VN Mid	1569.33	-1.18%
VN Small	1282.26	-0.91%

河內交易所 (HSX)

	收盤	漲跌%
HNI	226.26	-0.96%
HN30	473.28	-1.35%
VNX AllSh	1102.38	-1.37%

UPCOM 市場 (UPCoM)

	收盤	漲跌%
UPCoM	85.27	-0.41%

外資交易	成交值 (Bil.VND)
買進	1821.96
賣出	1764.65
買超/賣超	57.31

外資交易	成交值 (Bil.VND)
買進	39.67
賣出	40.25
買超/賣超	-0.58

外資交易	成交值 (Bil.VND)
買進	14.74
賣出	3.75
買超/賣超	10.99

上漲排名/ 股碼	漲跌(VND)	漲跌%
OGC	440	6.97%
HAG	560	6.87%
YEG	1050	6.86%
QCG	350	3.24%
SAM	190	3.17%

上漲排名/ 股碼	漲跌(VND)	漲跌%
NTP	1100	3.07%
EVS	200	2.50%
NDN	200	1.92%
TAR	200	1.65%
CEO	300	1.50%

上漲排名/ 股碼	漲跌(VND)	漲跌%
CMM	810	13.06%
TID	2200	10.14%
LTG	663	2.25%
DRI	165	2.20%
VNZ	15229	1.90%

下跌排名/ 股碼	漲跌(VND)	漲跌%
VNE	-560	-6.97%
SKG	-950	-6.48%
DHG	-5900	-5.09%
CSV	-2000	-4.88%
MSH	-1850	-4.52%

下跌排名/ 股碼	漲跌(VND)	漲跌%
CMS	-1900	-8.44%
DXP	-700	-5.38%
PLC	-1300	-4.08%
SLS	-6500	-3.77%
LAS	-500	-3.73%

下跌排名/ 股碼	漲跌(VND)	漲跌%
VUA	-1356	-3.30%
FOX	-1075	-2.15%
QTP	-216	-1.51%
NTC	-1138	-0.60%
DDV	-18	-0.18%

*備註：市值>5,000 億盾；成交值>15 億盾

市值排名/ 股碼	Bil.VND
VCB	473,955
BID	204,870
VHM	193,769
GAS	191,089
VIC	165,334

市值排名/ 股碼	Bil.VND
HUT	19,278
PVS	18,593
IDC	16,368
THD	13,667
SHS	13,580

市值排名/ 股碼	Bil.VND
ACV	161,168
VGI	86,021
BSR	63,250
MCH	55,254
VEA	48,521

交易量排名/ 股碼	成交值	30 日均
HAG	32,713,900	8,767,028
VHM	31,785,400	4,044,800
VIX	20,967,000	33,362,368
DXG	16,810,800	16,216,324
VND	16,009,900	28,426,190

交易量排名/ 股碼	成交值	30 日均
SHS	17,653,797	28,543,491
CEO	12,738,156	8,854,243
PVS	5,688,439	7,918,042
HUT	4,001,419	6,003,662
IDC	2,797,833	4,136,959

交易量排 名/股碼	成交值	30 日均
BSR	5,562,861	11,215,687
CMM	2,388,507	7,646
SBS	1,155,484	3,195,160
VTP	1,052,533	1,353,605
AAS	1,035,234	2,358,682

資料源: Bloomberg & Yuanta Research

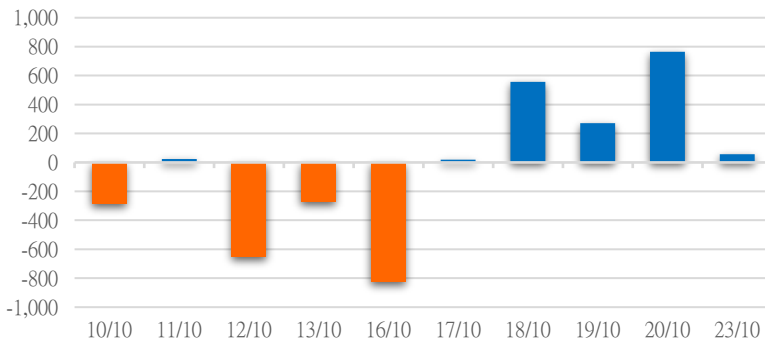
各行業板塊的交易走勢



資料源: FinPro - YSVN

外資買進賣統計

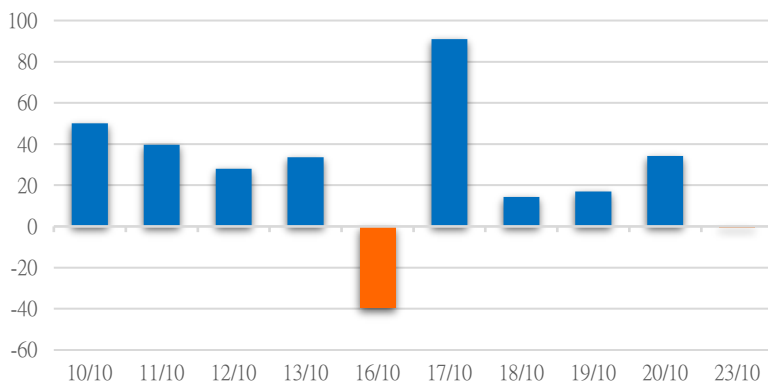
HSX 外資每日買/賣超



證券代碼	買超金額 (Mil.VND)	證券代碼	賣超金額 (Mil.VND)
VHM	1,038,747	MWG	160,565
KBC	26,396	VNM	71,154
FPT	21,505	MSN	69,403
FRT	9,821	SSI	58,953
DGC	8,671	VND	52,334

HSX 外資買/賣超的前 5 名

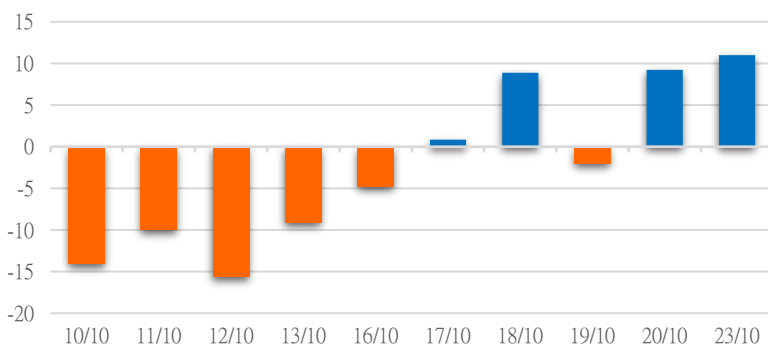
HNX 外資每日買/賣超



證券代碼	買超金額 (Mil.VND)	證券代碼	賣超金額 (Mil.VND)
IDC	31,927	SHS	29,973
SLS	1,941	HUT	3,557
EVS	981	PVS	1,808
VIG	241	NVB	548
IPA	154	BVS	159

HNX 外資買/賣超的前 5 名

UPCOM 外資每日買/賣超



證券代碼	買超金額 (Mil.VND)	證券代碼	賣超金額 (Mil.VND)
QNS	11,221	QTP	1,409
MCH	2,788	BSR	1,128
PAT	305	ABI	329
SCY	60	VTP	233
MPC	34	GDA	230

UPCOM 外資買/賣超的前 5 名

源: FiinPro - YSVN

自營統計

證券代碼	買超金額 (Mil.VND)	證券代碼	賣超金額 (Mil.VND)
E1VFN30	155,589	KDH	5,081
STB	33,718	FUEVN100	2,700
HPG	32,074	PVD	2,524
TCB	25,669	BCM	1,500
FUEVFN30	21,709	VHC	1,139

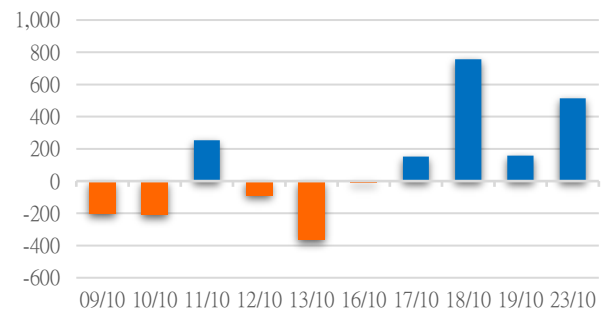
HSX 自營交易最大前名

證券代碼	買超金額 (Mil.VND)	證券代碼	賣超金額 (Mil.VND)
PVS	10,827.60	IDC	1,522
VCS	288.50	PSI	1.0
		SCI	0.8

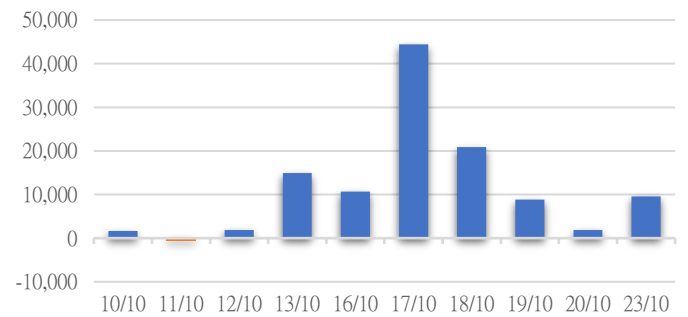
HNX 自營交易最大前名

證券代碼	買超金額 (Mil.VND)	證券代碼	賣超金額 (Mil.VND)
QTP	1,260.00	GDA	230
NAB	34	ABB	2
		OIL	1.3

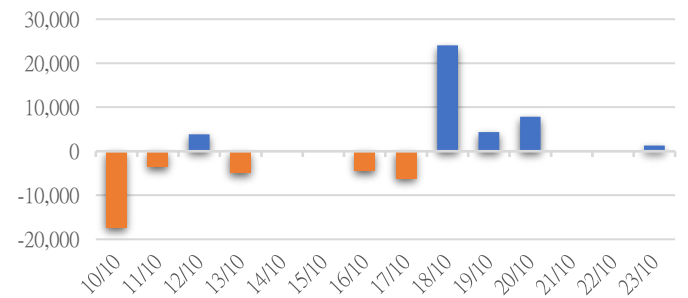
HSX 自營交易每日買/賣超 (Bil.VND)



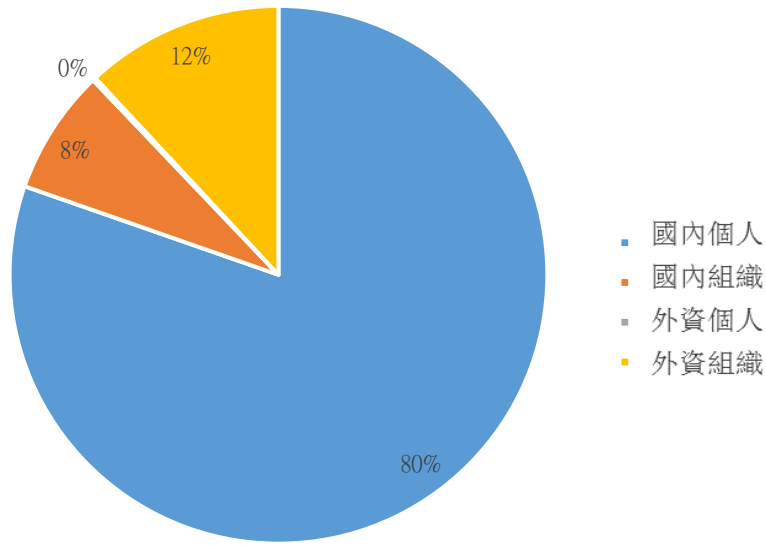
HNX 自營交易每日買/賣超 (Mil.VND)



UPCoM 自營交易每日買/賣超 (Mil.VND)



越南證券市場投資人類別統計



資料源: FiinPro - YSVN

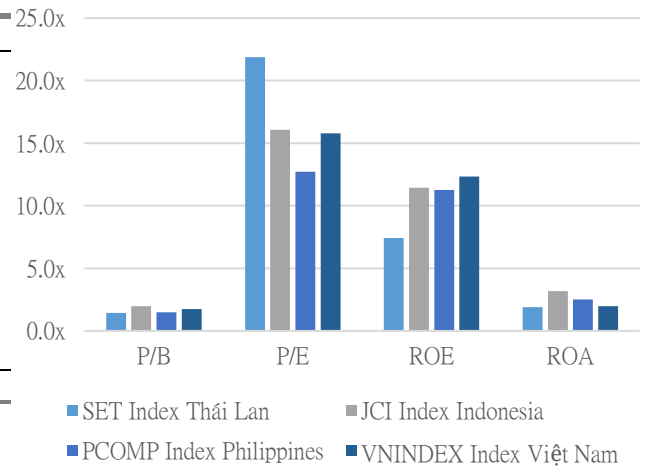
東南亞主要市場走勢比較



東南亞主要市場數據

		Thailand	Indonesia	Philippines	Vietnam
P/B		1.4x	2.0x	1.5x	1.6x
P/E		21.9x	16.1x	12.7x	13.9x
ROE	%	7.42	11.44	11.26	12.33
ROA	%	1.90	3.17	2.51	1.98
Vốn hóa	Tỷ USD	475.03	652.52	153.76	185.12
GTGD	Triệu USD	1.22	0.56	0.03	0.50
LS cổ tức	%	3.17	3.88	2.63	1.60

源: Bloomberg & YSVN



元大證券（越南）公司

個人客戶分析部

Nguyễn Th ệ Minh
研究分析經理
+84 28 3622 6868 ext 3826
minh.nguyen@yuanta.com.vn

Lý Thị Hi ền
研究分析主管
+84 28 3622 6868 ext 3908
hien.ly@yuanta.com.vn

Quách Đức Khánh
研究分析副主管
+84 28 3622 6868 ext 3833
khanh.quach@yuanta.com.vn

Khổng Hữu Hiệp
高級分析專員
+84 28 3622 6868 ext 3912
hiep.khong@yuanta.com.vn

Nguyễn Trịnh Ngọc Hồng
高級分析專員
+84 28 3622 6868 ext 3832
hong.nguyen@yuanta.com.vn

Phạm Tấn Phát
高級分析專員
+84 28 3622 6868 ext 3880
phat.pham@yuanta.com.vn

個人客戶業務部

Phạm Đắc Thành
北部分行經理
+84 28 3622 6868 ext 3416
thanh.pham@yuanta.com.vn

Võ Thị Thu Thủy
平陽分行經理
+84 28 3622 6868 ext 3505
thuy.vo@yuanta.com.vn

Lương Kỳ Ty
堤岸分行經理
+84 28 3622 6868 ext 3653
ty.luong@yuanta.com.vn

Bùi Quốc Phong
同奈分行經理
+84 28 3622 6868 ext 3701
phong.bui@yuanta.com.vn

Võ Đình Tuấn
峴港分行經理
+84 28 3622 6868 ext 3301
tuan.vo@yuanta.com.vn

Nguyễn Việt Quang
河內分行經理
+84 28 3622 6868 ext 3404
quang.nguyen@yuanta.com.vn

Đinh Thị Thu Cúc
頭頓分行經理
+84 28 3622 6868 ext 3203
cuc.dinh@yuanta.com.vn

Appendix A: Important Disclosures

Analyst Certification

Each research analyst primarily responsible for the content of this research report, in whole or in part, certifies that with respect to each security or issuer that the analyst covered in this report: (1) all of the views expressed accurately reflect his or her personal views about those securities or issuers; and (2) no part of his or her compensation was, is, or will be, directly or indirectly, related to the specific recommendations or views expressed by that research analyst in the research report.

Ratings Definitions

BUY: We have a positive outlook on the stock based on our expected absolute or relative return over the investment period. Our thesis is based on our analysis of the company's outlook, financial performance, catalysts, valuation and risk profile. We recommend investors add to their position.

HOLD-Outperform: In our view, the stock's fundamentals are relatively more attractive than peers at the current price. Our thesis is based on our analysis of the company's outlook, financial performance, catalysts, valuation and risk profile.

HOLD-Underperform: In our view, the stock's fundamentals are relatively less attractive than peers at the current price. Our thesis is based on our analysis of the company's outlook, financial performance, catalysts, valuation and risk profile.

SELL: We have a negative outlook on the stock based on our expected absolute or relative return over the investment period. Our thesis is based on our analysis of the company's outlook, financial performance, catalysts, valuation and risk profile. We recommend investors reduce their position.

Under Review: We actively follow the company, although our estimates, rating and target price are under review.

Restricted: The rating and target price have been suspended temporarily to comply with applicable regulations and/or Yuanta policies.

Note: Yuanta research coverage with a Target Price is based on an investment period of 12 months. Greater China Discovery Series coverage does not have a formal 12 month Target Price and the recommendation is based on an investment period specified by the analyst in the report.

Global Disclaimer

© 2018 Yuanta. All rights reserved. The information in this report has been compiled from sources we believe to be reliable, but we do not hold ourselves responsible for its completeness or accuracy. It is not an offer to sell or solicitation of an offer to buy any securities. All opinions and estimates included in this report constitute our judgment as of this date and are subject to change without notice.

This report provides general information only. Neither the information nor any opinion expressed herein constitutes an offer or invitation to make an offer to buy or sell securities or other investments. This material is prepared for general circulation to clients and is not intended to provide tailored investment advice and does not take into account the individual financial situation and objectives of any specific person who may receive this report. Investors should seek financial advice regarding the appropriateness of investing in any securities, investments or investment strategies discussed or recommended in this report. The information contained in this report has been compiled from sources believed to be reliable but no representation or warranty, express or implied, is made as to its accuracy, completeness or correctness. This report is not (and should not be construed as) a solicitation to act as securities broker or dealer in any jurisdiction by any person or company that is not legally permitted to carry on such business in that jurisdiction.

Yuanta research is distributed in the United States only to Major U.S. Institutional Investors (as defined in Rule 15a-6 under the Securities Exchange Act of 1934, as amended and SEC staff interpretations thereof). All transactions by a US person in the securities mentioned in this report must be effected through a registered broker-dealer under Section 15 of the Securities Exchange Act of 1934, as amended. Yuanta research is distributed in Taiwan by Yuanta Securities Investment Consulting. Yuanta research is distributed in Hong Kong by Yuanta Securities (Hong Kong) Co. Limited, which is licensed in Hong Kong by the Securities and Futures Commission for regulated activities, including Type 4 regulated activity (advising on securities). In Hong Kong, this research report may not be redistributed, retransmitted or disclosed, in whole or in part or any form or manner, without the express written