

當日市場：銀行和房地產股強勁復甦

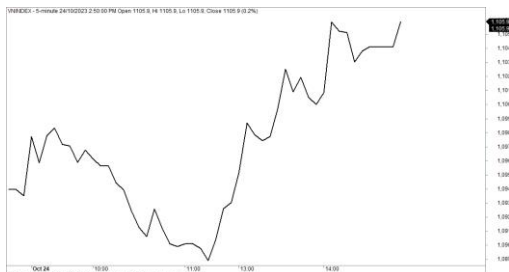
2023/10/25

市場走勢

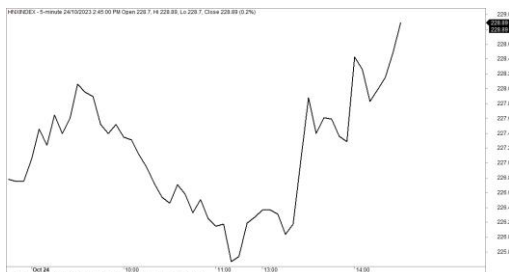
市場指數	VNI	HNI	UPCOM
收盤	1,105.90	228.89	85.54
%日	1.13%	1.16%	0.32%
%週	-1.40%	-0.50%	-1.28%
%月	-7.30%	-5.86%	-5.75%
%年	12.14%	9.26%	11.89%
成交值(Bil.VND)			
當日	10,440	1,285	391
日均量/週	14,438	1,730	599
日均量/月	15,306	1,890	729
外資進出			
買進	959.75	41.71	8.63
賣出	1,417.82	36.52	10.16
買賣超	-458.07	5.19	-1.53
市場漲跌家數			
上漲	138	112	149
下跌	305	60	107
持平	56	73	84
市場指標			
P/E	13.26	19.33	17.68
總市值 (兆盾)	4,435	303	1,071
股息殖利率	2.02%	3.79%	5.57%

資料來源: Bloomberg - YSVN

VNINDEX



HNIINDEX



市場走勢

隨著支持性信息以及許多企業的第三季度業績的公佈，越南股市指數有所復甦。VN-Index 收於 1,105.9 點，相當於上漲 1.13%，HNX-Index 上漲 1.16%，Upcom-Index 上漲 0.32%。3 大市場的交易額均達到 12 兆 1,160 億越南盾。

銀行和房地產股是當日的兩個亮點，因為總理指示信貸機構重新促進對房地產行業的貸款。具體而言，SSB、DXG、EIB、BID、DIG、NLG、HDC、GVR 等是最受關注的大幅上漲股。指數籃子中的許多其他股票再次上漲。BCM (-0.31%) 是 VN30-Index 中唯一下跌的股票。

證券和公共投資股也積極復甦。相反，化學品（DPM、DCM）、交通運輸（GMD、VOS）被強勁拋售。

外資在連續 5 個交易日買超後轉為賣超近 4,550 億越南盾。VCI（350 億）、SSI（250 億）、MSN（160 億）被拋售最多的股票。相反，MWG（310 億）、VPB（270 億）、HUT（140 億）被強勁買進。

市場短期觀點

我們認為市場可能會繼續在當前水平附近橫盤整理，VN-Index 在短期內可能無法突破 200 日均線。同時，短期風險有上漲的跡象，短期需求在高價區域依然較低，因此投資者在此期間仍應保持謹慎，並不宜急於買進新股。此外，短期情緒指標持續小幅上漲，顯示投資者出現更樂觀的跡象，但整體而言，投資者對當前市場走勢仍十分悲觀。

大盤的短期走勢仍維持下跌。因此，我們建議短期投資者可以繼續持有當前水平的股票比例，並繼續觀察下一個交易日的市場走勢。同時，投資者不宜在當前價格區間拋售。

請在 <https://ysradar.yuanta.com.vn/> 查看有關股票的信號。

技術分析圖



指數技術分析圖 VN-Index



指數技術分析圖 HNX-Index

指數	短期趨勢	中期趨勢	阻力區 1	阻力區 2	支撐區 1	支撐區 2
VN-Index	下跌	下跌	1253	1300	870	800
HNX-Index	下跌	下跌	260	306	189	160
VN30	下跌	下跌	1270	1300	980	960
VNMidcaps	下跌	下跌	1280	1250	963	900
VNSmallcaps	下跌	下跌	1250	1250	804	750

胡志明市交易所 (HSX)

	收盤	漲跌%
VNI	1105.9	1.13%
VN30	1117.12	0.93%
VN Mid	1595.09	1.64%
VN Small	1291.68	0.73%

河內交易所 (HSX)

	收盤	漲跌%
HNI	228.89	1.16%
HN30	480.91	1.61%
VNX AllSh	1114.63	1.11%

UPCOM 市場 (UPCoM)

	收盤	漲跌%
UPCoM	85.54	0.32%

外資交易	成交值 (Bil.VND)
買進	959.75
賣出	1417.82
買超/賣超	-458.07

外資交易	成交值 (Bil.VND)
買進	41.71
賣出	36.52
買超/賣超	5.19

外資交易	成交值 (Bil.VND)
買進	8.63
賣出	10.16
買超/賣超	-1.53

上漲排名/ 股碼	漲跌(VND)	漲跌%
CTD	3400	6.87%
DIG	1250	6.23%
OGC	390	5.78%
ORS	850	5.47%
OCB	600	4.84%

上漲排名/ 股碼	漲跌(VND)	漲跌%
IDC	2000	4.10%
CEO	700	3.45%
VGS	500	2.79%
IPA	400	2.65%
DTD	600	2.34%

上漲排名/ 股碼	漲跌(VND)	漲跌%
NAB	174	1.33%
QNS	443	0.95%
VGT	94	0.76%
MPC	105	0.59%
PAT	464	0.51%

下跌排名/ 股碼	漲跌(VND)	漲跌%
VNE	-520	-6.96%
DCM	-1050	-3.21%
VOS	-300	-2.68%
RAL	-2800	-2.50%
CMG	-1000	-2.13%

下跌排名/ 股碼	漲跌(VND)	漲跌%
HTP	-1300	-4.83%
CMS	-600	-2.91%
PVC	-500	-2.87%
CAP	-1700	-2.31%
NDN	-200	-1.89%

下跌排名/ 股碼	漲跌(VND)	漲跌%
BSR	-431	-2.11%
DDV	-162	-1.59%
LTG	-414	-1.37%
ACV	-566	-0.77%
ABB	-59	-0.74%

*備註：市值>5,000 億盾；成交值>15 億盾

市值排名/ 股碼	Bil.VND
VCB	472,278
BID	203,859
VHM	193,769
GAS	185,117
VPB	167,009

市值排名/ 股碼	Bil.VND
HUT	18,921
PVS	18,258
IDC	16,104
THD	13,552
SHS	13,254

市值排名/ 股碼	Bil.VND
ACV	160,628
VGI	85,008
BSR	63,297
MCH	55,200
VEA	48,768

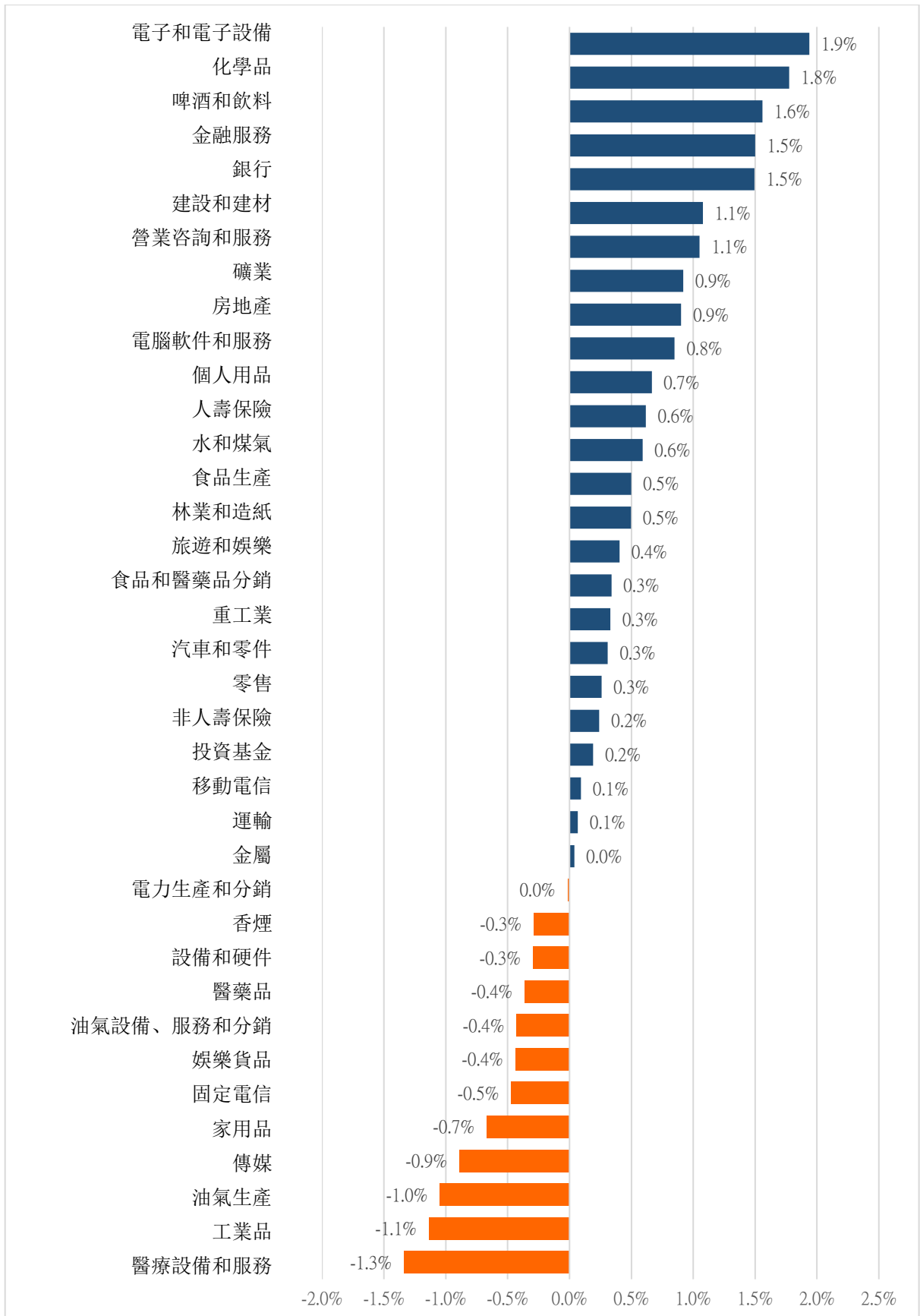
交易量排名/ 股碼	成交值	30 日均
EIB	32,379,400	4,971,897
VIX	18,273,900	31,373,085
SHB	16,934,300	12,396,661
DIG	16,056,500	18,008,197
GEX	14,702,100	17,936,639

交易量排名/ 股碼	成交值	30 日均
SHS	19,326,762	26,693,299
CEO	8,905,742	8,957,495
IDC	4,200,675	3,973,619
HUT	3,202,276	5,321,892
PVS	3,103,391	7,597,848

交易量排 名/股碼	成交值	30 日均
BSR	7,376,011	10,764,702
VTP	1,188,411	1,292,692
SBS	1,049,604	2,762,369
C4G	911,478	2,003,554
VGI	835,922	840,266

資料源: Bloomberg & Yuanta Research

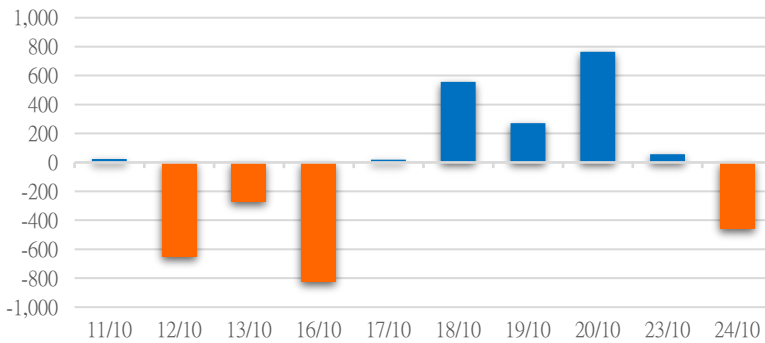
各行業板塊的交易走勢



資料源: FiinPro - YSVN

外資買進賣統計

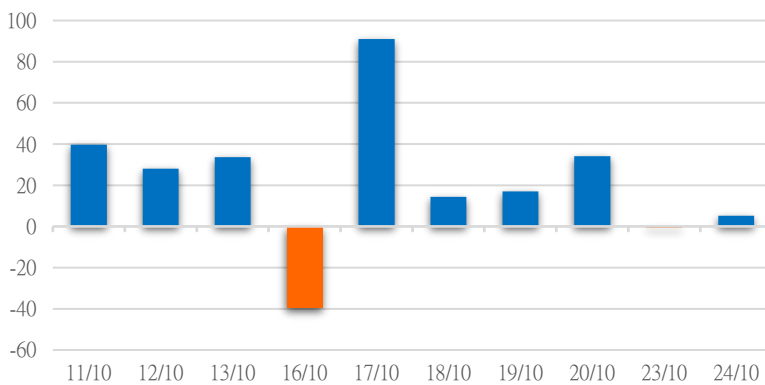
HSX 外資每日買/賣超



證券代碼	買超金額 (Mil.VND)	證券代碼	賣超金額 (Mil.VND)
KBC	28,591	MWG	135,205
FPT	27,201	VHM	63,668
DGC	22,735	HPG	35,724
DIG	12,054	VCI	32,576
GEX	10,050	VNM	31,595

HSX 外資買/賣超的前 5 名

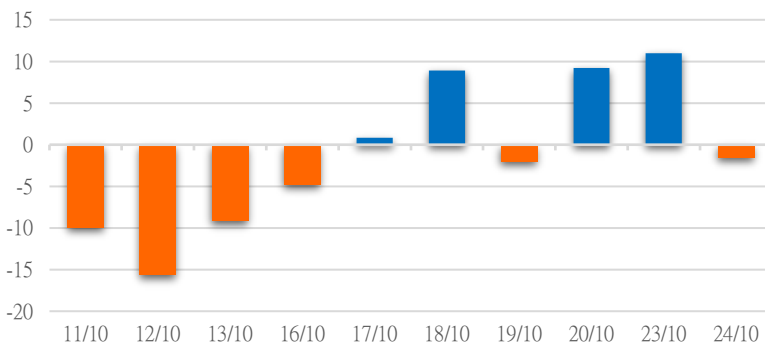
HNX 外資每日買/賣超



證券代碼	買超金額 (Mil.VND)	證券代碼	賣超金額 (Mil.VND)
IDC	36,885	SHS	30,872
NRC	1,150	TNG	2,563
EVS	544	HUT	710
TIG	393	NVB	551
BVS	387	PVS	360

HNX 外資買/賣超的前 5 名

UPCOM 外資每日買/賣超



證券代碼	買超金額 (Mil.VND)	證券代碼	賣超金額 (Mil.VND)
MPC	1,844	BSR	3,989
MCH	1,277	QTP	2,104
PAT	661	GDA	231
GHC	447	ACV	220
HRT	293	IFS	63

UPCOM 外資買/賣超的前 5 名

源: FiinPro - YSVN

自營統計

證券代碼	買超金額 (Mil.VND)	證券代碼	賣超金額 (Mil.VND)
E1VFN30	155,589	KDH	5,081
STB	33,718	FUEVN100	2,700
HPG	32,074	PVD	2,524
TCB	25,669	BCM	1,500
FUEVFN30	21,709	VHC	1,139

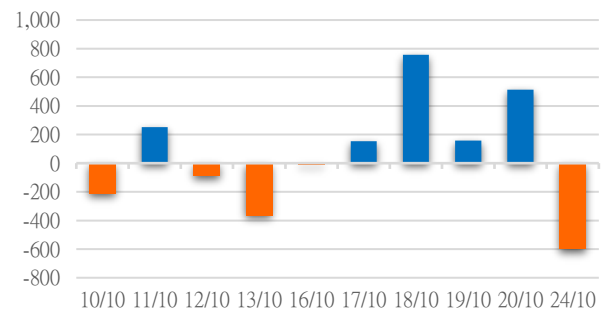
HSX 自營交易最大前名

證券代碼	買超金額 (Mil.VND)	證券代碼	賣超金額 (Mil.VND)
PVS	1,119.37	GKM	4,675
		IDC	1,444.5

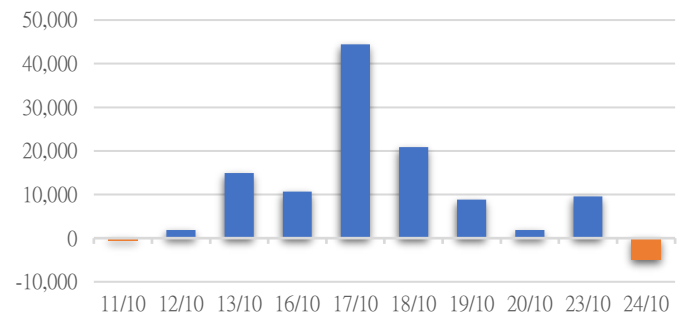
HNX 自營交易最大前名

證券代碼	買超金額 (Mil.VND)	證券代碼	賣超金額 (Mil.VND)
VGT	1,240.43	BSR	3,963
QTP	700	GDA	231
NAB	406		

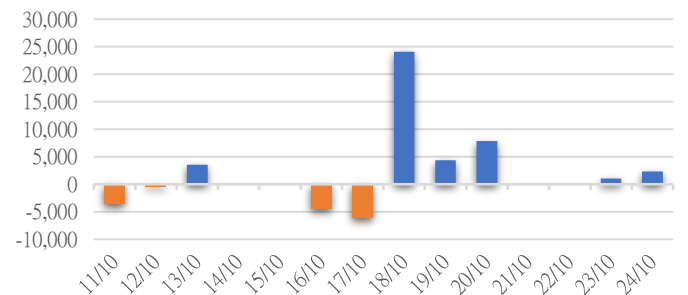
HSX 自營交易每日買/賣超 (Bil.VND)



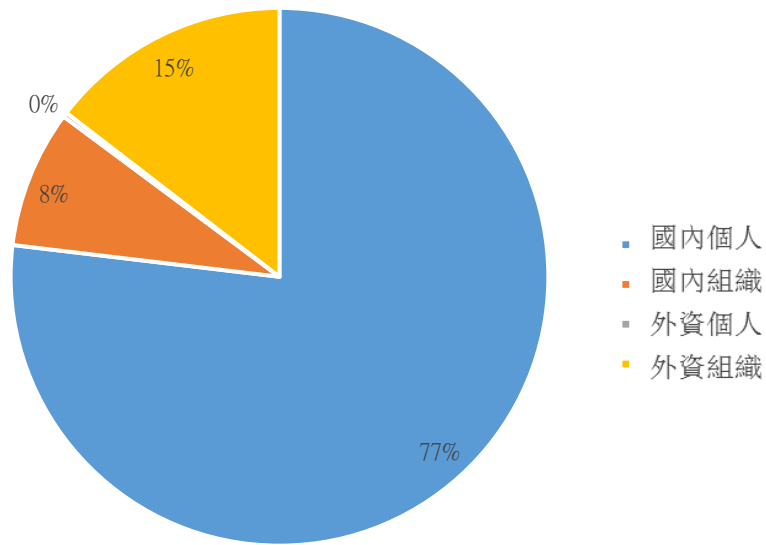
HNX 自營交易每日買/賣超 (Mil.VND)



UPCoM 自營交易每日買/賣超 (Mil.VND)



越南證券市場投資人類別統計



資料源: FiinPro - YSVN

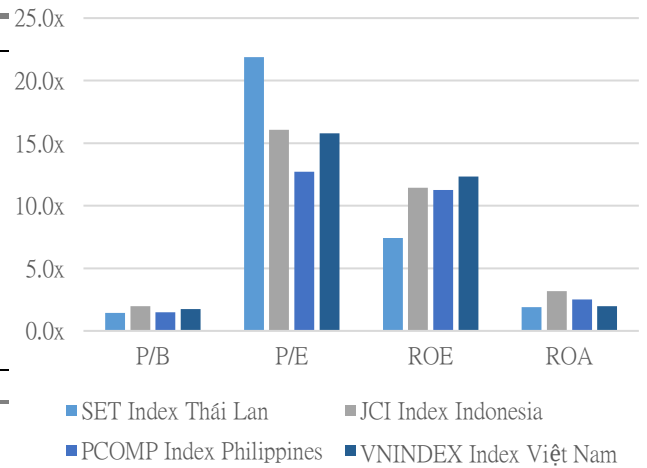
東南亞主要市場走勢比較



東南亞主要市場數據

		Thailand	Indonesia	Philippines	Vietnam
P/B		1.4x	2.0x	1.5x	1.6x
P/E		21.9x	16.1x	12.7x	13.9x
ROE	%	7.42	11.44	11.26	12.33
ROA	%	1.90	3.17	2.51	1.98
Vốn hóa	Tỷ USD	475.03	652.52	153.76	185.12
GTGD	Triệu USD	1.22	0.56	0.03	0.50
LS cổ tức	%	3.17	3.88	2.63	1.60

源: Bloomberg & YSVN



元大證券（越南）公司

個人客戶分析部

Nguyễn Th ệ Minh
研究分析經理
+84 28 3622 6868 ext 3826
minh.nguyen@yuanta.com.vn

Lý Thị Hi ền
研究分析主管
+84 28 3622 6868 ext 3908
hien.ly@yuanta.com.vn

Quách Đức Khánh
研究分析副主管
+84 28 3622 6868 ext 3833
khanh.quach@yuanta.com.vn

Khổng Hữu Hiệp
高級分析專員
+84 28 3622 6868 ext 3912
hiep.khong@yuanta.com.vn

Nguyễn Trịnh Ngọc Hồng
高級分析專員
+84 28 3622 6868 ext 3832
hong.nguyen@yuanta.com.vn

Phạm Tấn Phát
高級分析專員
+84 28 3622 6868 ext 3880
phat.pham@yuanta.com.vn

個人客戶業務部

Phạm Đắc Thành
北部分行經理
+84 28 3622 6868 ext 3416
thanh.pham@yuanta.com.vn

Võ Thị Thu Thủy
平陽分行經理
+84 28 3622 6868 ext 3505
thuy.vo@yuanta.com.vn

Lương Kỳ Ty
堤岸分行經理
+84 28 3622 6868 ext 3653
ty.luong@yuanta.com.vn

Bùi Quốc Phong
同奈分行經理
+84 28 3622 6868 ext 3701
phong.bui@yuanta.com.vn

Võ Đình Tuấn
峴港分行經理
+84 28 3622 6868 ext 3301
tuan.vo@yuanta.com.vn

Nguyễn Việt Quang
河內分行經理
+84 28 3622 6868 ext 3404
quang.nguyen@yuanta.com.vn

Đinh Thị Thu Cúc
頭頓分行經理
+84 28 3622 6868 ext 3203
cuc.dinh@yuanta.com.vn

Appendix A: Important Disclosures

Analyst Certification

Each research analyst primarily responsible for the content of this research report, in whole or in part, certifies that with respect to each security or issuer that the analyst covered in this report: (1) all of the views expressed accurately reflect his or her personal views about those securities or issuers; and (2) no part of his or her compensation was, is, or will be, directly or indirectly, related to the specific recommendations or views expressed by that research analyst in the research report.

Ratings Definitions

BUY: We have a positive outlook on the stock based on our expected absolute or relative return over the investment period. Our thesis is based on our analysis of the company's outlook, financial performance, catalysts, valuation and risk profile. We recommend investors add to their position.

HOLD-Outperform: In our view, the stock's fundamentals are relatively more attractive than peers at the current price. Our thesis is based on our analysis of the company's outlook, financial performance, catalysts, valuation and risk profile.

HOLD-Underperform: In our view, the stock's fundamentals are relatively less attractive than peers at the current price. Our thesis is based on our analysis of the company's outlook, financial performance, catalysts, valuation and risk profile.

SELL: We have a negative outlook on the stock based on our expected absolute or relative return over the investment period. Our thesis is based on our analysis of the company's outlook, financial performance, catalysts, valuation and risk profile. We recommend investors reduce their position.

Under Review: We actively follow the company, although our estimates, rating and target price are under review.

Restricted: The rating and target price have been suspended temporarily to comply with applicable regulations and/or Yuanta policies.

Note: Yuanta research coverage with a Target Price is based on an investment period of 12 months. Greater China Discovery Series coverage does not have a formal 12 month Target Price and the recommendation is based on an investment period specified by the analyst in the report.

Global Disclaimer

© 2018 Yuanta. All rights reserved. The information in this report has been compiled from sources we believe to be reliable, but we do not hold ourselves responsible for its completeness or accuracy. It is not an offer to sell or solicitation of an offer to buy any securities. All opinions and estimates included in this report constitute our judgment as of this date and are subject to change without notice.

This report provides general information only. Neither the information nor any opinion expressed herein constitutes an offer or invitation to make an offer to buy or sell securities or other investments. This material is prepared for general circulation to clients and is not intended to provide tailored investment advice and does not take into account the individual financial situation and objectives of any specific person who may receive this report. Investors should seek financial advice regarding the appropriateness of investing in any securities, investments or investment strategies discussed or recommended in this report. The information contained in this report has been compiled from sources believed to be reliable but no representation or warranty, express or implied, is made as to its accuracy, completeness or correctness. This report is not (and should not be construed as) a solicitation to act as securities broker or dealer in any jurisdiction by any person or company that is not legally permitted to carry on such business in that jurisdiction.

Yuanta research is distributed in the United States only to Major U.S. Institutional Investors (as defined in Rule 15a-6 under the Securities Exchange Act of 1934, as amended and SEC staff interpretations thereof). All transactions by a US person in the securities mentioned in this report must be effected through a registered broker-dealer under Section 15 of the Securities Exchange Act of 1934, as amended. Yuanta research is distributed in Taiwan by Yuanta Securities Investment Consulting. Yuanta research is distributed in Hong Kong by Yuanta Securities (Hong Kong) Co. Limited, which is licensed in Hong Kong by the Securities and Futures Commission for regulated activities, including Type 4 regulated activity (advising on securities). In Hong Kong, this research report may not be redistributed, retransmitted or disclosed, in whole or in part or any form or manner, without the express written