

當日市場：市場繼續調整

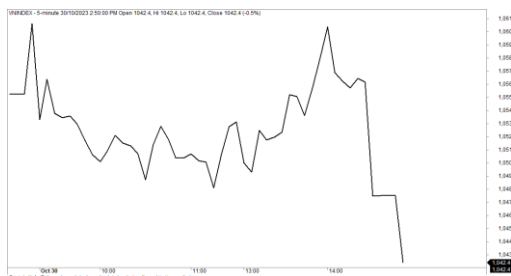
2023/10/31

市場走勢

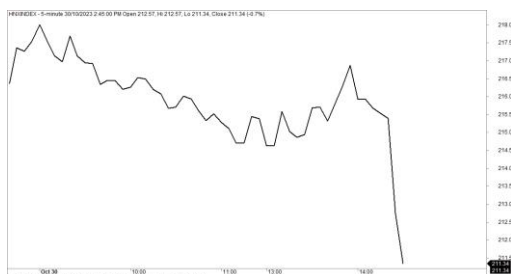
市場指數	VNI	HNI	UPCOM
收盤	1,042.40	211.34	82.28
%日	-1.72%	-3.07%	-0.99%
%週	-4.68%	-6.59%	-3.51%
%月	-9.68%	-10.58%	-7.32%
%年	1.46%	-1.12%	8.14%
成交值(Bil.VND)			
當日	10,094	1,485	372
日均量/週	13,683	1,860	533
日均量/月	14,369	1,859	656
外資進出			
買進	932.80	36.26	17.52
賣出	1,038.86	24.71	9.50
買賣超	-106.05	11.55	8.02
市場漲跌家數			
上漲	138	54	149
下跌	305	121	107
持平	56	73	84
市場指標			
P/E	13.12	18.68	16.96
總市值 (兆盾)	4,301	293	1,032
股息殖利率	2.24%	3.91%	5.66%

資料源: Bloomberg - YSVN

VNINDEX



HNIINDEX



市場走勢

市場在窄幅處於震盪的階段後，導致拋售壓力在連續最後幾分鐘加大。VN-Index 收於 1,042.4 點，相當於下跌 1.72%，HNX-Index 下跌 3.07%，Upcom-Index 下跌 0.99%。3 大市場的交易額均達到 11 兆 9,510 億越南盾。

VN30-Index 收盤下跌 1.87%，證券、房地產和銀行股成為當日拋售的焦點。其中，GVR、MBB、BID、VIB、TCB、STB、SSI 下跌 2%。此外，許多其他藍籌股繼續面臨拋售壓力，如 MWG (-3.57%)、SAB (-3.65%)。積極點是，Vingroup 的需求復甦幫助 VRE 收盤上漲，而 VIC 和 VHM 小幅下跌。VCB (1.06%) 是收盤上漲最受到關注的銀行股。

多檔股票均面臨拋售壓力，如 FIT、VIX、GEX、HHV、DGW、IDI、ANV 均跌停。

外資繼續賣超 680 億越南盾。VHM (2,960 億)、TCB (430 億)、FUSSVFL (320 億) 被拋售最多的股票。相反，DGC (1,020 億)、VCI (470 億)、VND (370 億) 在買超方面領先。

市場短期觀點

我們認為市場在下一個交易日可能會繼續下跌，VN-Index 可能在 1,000 - 1,020 點的下一個支撐位。同時，整體市場的短期風險仍然較高，但我們仍然預期 VN-Index 的 1,020 點的支撐位可以在該價格區域吸引短期需求。此外，情緒指標繼續跌入過度悲觀區域，但市場可能無法形成可靠的底部區域，並主要僅出現短期技術性復甦。

大盤的短期走勢仍維持下跌。因此，在短期內，我們建議短期投資者在沒有保證金壓力的情況下，不應在當前價格區間拋售。同時，投資者在短期風險仍然較高的期間不宜買進。

請在 <https://ysradar.yuanta.com.vn/> 查看有關股票的信號。

技術分析圖



指數技術分析圖 VN-Index



指數技術分析圖 HNX-Index

指數	短期趨勢	中期趨勢	阻力區 1	阻力區 2	支撐區 1	支撐區 2
VN-Index	下跌	下跌	1253	1300	870	800
HNX-Index	下跌	下跌	260	306	189	160
VN30	下跌	下跌	1270	1300	980	960
VNMidcaps	下跌	下跌	1280	1250	963	900
VNSmallcaps	下跌	下跌	1250	1250	804	750

胡志明市交易所 (HSX)

	收盤	漲跌%
VNI	1042.4	-1.72%
VN30	1047.63	-1.87%
VN Mid	1485.14	-3.49%
VN Small	1213.7	-1.99%

河內交易所 (HSX)

	收盤	漲跌%
HNI	211.34	-3.07%
HN30	420.94	-5.85%
VNX AllSh	1043.37	-2.33%

UPCOM 市場 (UPCoM)

	收盤	漲跌%
UPCoM	82.28	-0.99%

外資交易	成交值 (Bil.VND)
買進	932.8
賣出	1038.86
買超/賣超	-106.05

外資交易	成交值 (Bil.VND)
買進	36.26
賣出	24.71
買超/賣超	11.55

外資交易	成交值 (Bil.VND)
買進	17.52
賣出	9.50
買超/賣超	8.02

上漲排名/ 股碼	漲跌(VND)	漲跌%
THG	1450	3.76%
OGC	230	3.38%
BIC	600	2.52%
TTA	140	1.74%
DLG	30	1.60%

上漲排名/ 股碼	漲跌(VND)	漲跌%
NVB	200	2.00%
VC3	100	0.42%
GKM	100	0.29%
PVI	100	0.22%
APS	0	0.00%

上漲排名/ 股碼	漲跌(VND)	漲跌%
VOC	885	3.86%
ABI	1085	2.86%
GDA	607	2.72%
OIL	86	0.86%
G36	55	0.85%

下跌排名/ 股碼	漲跌(VND)	漲跌%
SMC	-730	-6.99%
VIX	-950	-6.99%
FIT	-310	-6.97%
VGC	-3400	-6.95%
TDC	-670	-6.94%

下跌排名/ 股碼	漲跌(VND)	漲跌%
CMS	-2100	-9.91%
VC7	-1700	-9.71%
SHS	-1300	-8.61%
HUT	-1600	-8.38%
MBS	-1300	-7.03%

下跌排名/ 股碼	漲跌(VND)	漲跌%
VLB	-1161	-3.64%
SBS	-186	-2.95%
MSR	-384	-2.61%
AAS	-181	-2.21%
C4G	-168	-1.60%

*備註：市值>5,000 億盾；成交值>15 億盾

市值排名/ 股碼	Bil.VND
VCB	475,073
BID	212,458
GAS	178,227
VHM	170,691
VPB	160,265

市值排名/ 股碼	Bil.VND
PVS	17,733
HUT	17,047
IDC	15,543
THD	13,744
SHS	12,279

市值排名/ 股碼	Bil.VND
ACV	153,917
VGI	81,041
BSR	56,606
MCH	53,874
VEA	47,960

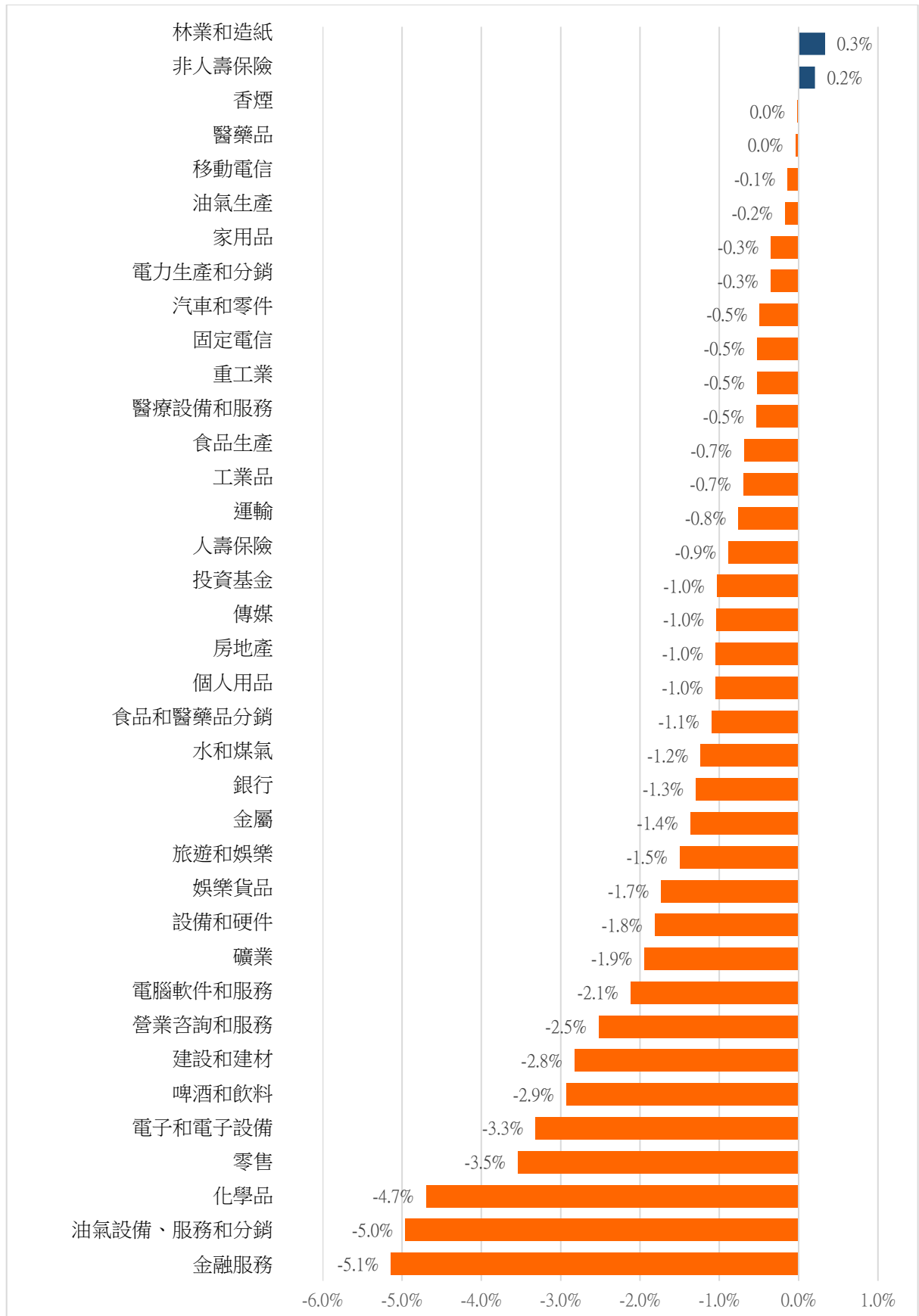
交易量排名/ 股碼	成交值	30 日均
VIX	22,232,000	28,990,773
STB	21,871,700	16,680,537
NVL	19,823,500	17,012,330
DIG	18,924,400	18,477,229
SSI	16,792,401	25,224,041

交易量排名/ 股碼	成交值	30 日均
SHS	27,534,894	26,815,800
CEO	9,770,085	9,324,507
HUT	9,173,356	5,062,871
PVS	4,928,009	7,530,129
IDC	4,690,297	4,226,147

交易量排 名/股碼	成交值	30 日均
BSR	5,293,643	10,434,780
SBS	1,434,537	2,403,860
VTP	1,160,258	1,224,910
HD8	970,400	8,555
VGI	966,049	1,051,619

資料源: Bloomberg & Yuanta Research

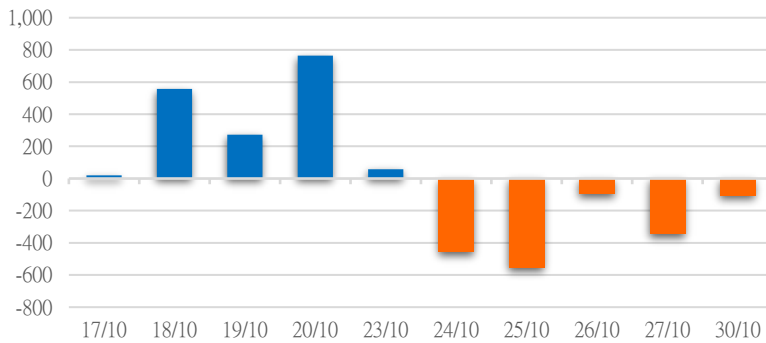
各行業板塊的交易走勢



資料源: FiinPro - YSVN

外資買進賣統計

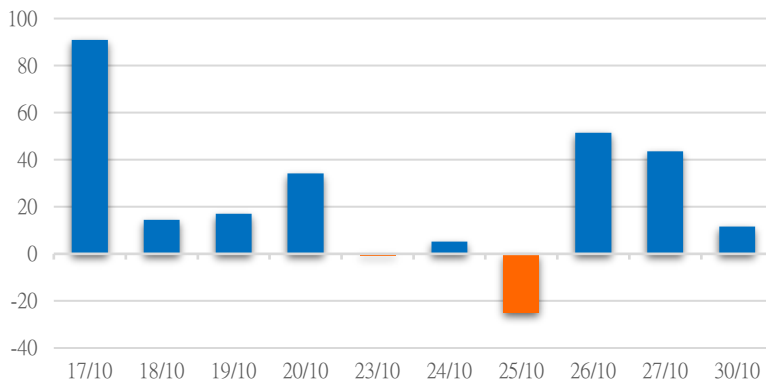
HSX 外資每日買/賣超



證券代碼	買超金額 (Mil.VND)	證券代碼	賣超金額 (Mil.VND)
DGC	101,776	VHM	294,007
VCI	46,130	TCB	43,078
VND	36,733	FUESSVFL	32,013
VCB	28,724	MSN	25,879
STB	23,307	VIC	21,378

HSX 外資買/賣超的前 5 名

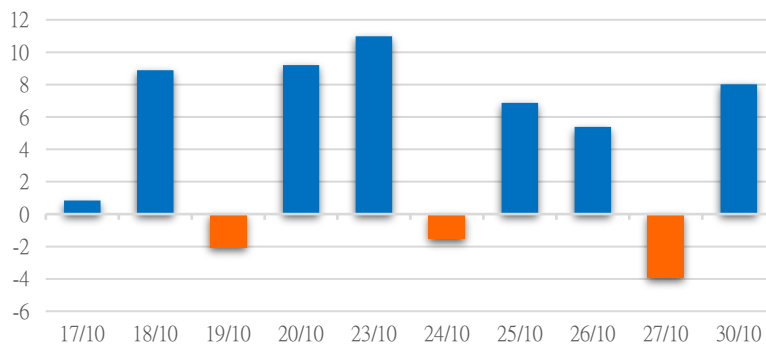
HNX 外資每日買/賣超



證券代碼	買超金額 (Mil.VND)	證券代碼	賣超金額 (Mil.VND)
TNG	9,104	SHS	10,233
PVS	8,958	VCS	1,274
CEO	1,626	VIG	393
HUT	1,443	IDC	269
MBS	1,224	DDG	120

HNX 外資買/賣超的前 5 名

UPCOM 外資每日買/賣超



證券代碼	買超金額 (Mil.VND)	證券代碼	賣超金額 (Mil.VND)
QNS	4,591	ABI	2,097
MCH	2,401	GDA	230
VTP	1,838	MML	225
ACV	880	VCP	146
GHC	358	OIL	102

UPCOM 外資買/賣超的前 5 名

源: FiinPro - YSVN

自營統計

證券代碼	買超金額 (Mil.VND)	證券代碼	賣超金額 (Mil.VND)
FUESSVFL	30,470	STB	53,698
FUEVFNVD	18,621	E1VFN30	21,532
HPG	17,837	GEX	15,296
SSI	4,634	TCB	15,161
VIX	3,961	VRE	8,226

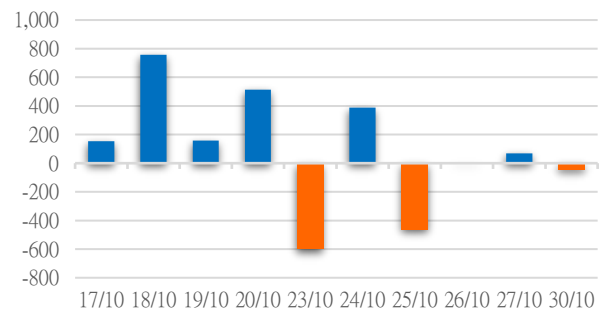
HSX 自營交易最大前名

證券代碼	買超金額 (Mil.VND)	證券代碼	賣超金額 (Mil.VND)
MBS	273.00	GKM	19,822
		IDC	1,298.6
		VCS	756.3
		PVS	371.0

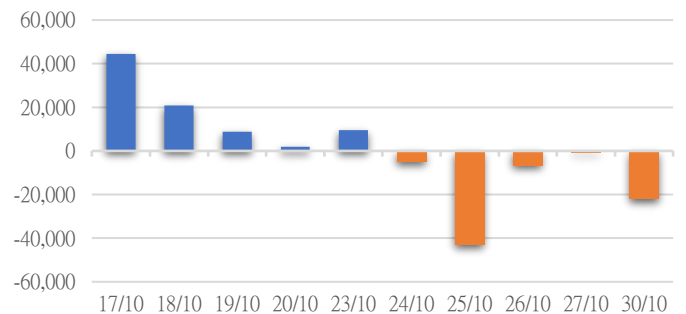
HNX 自營交易最大前名

證券代碼	買超金額 (Mil.VND)	證券代碼	賣超金額 (Mil.VND)
BSR	7,387.38	VTP	4,194
QTP	675	GDA	230

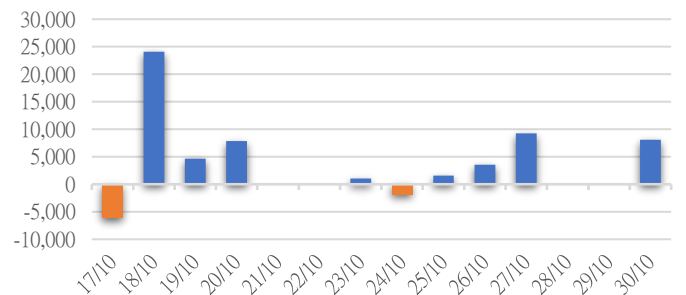
HSX 自營交易每日買/賣超 (Bil.VND)



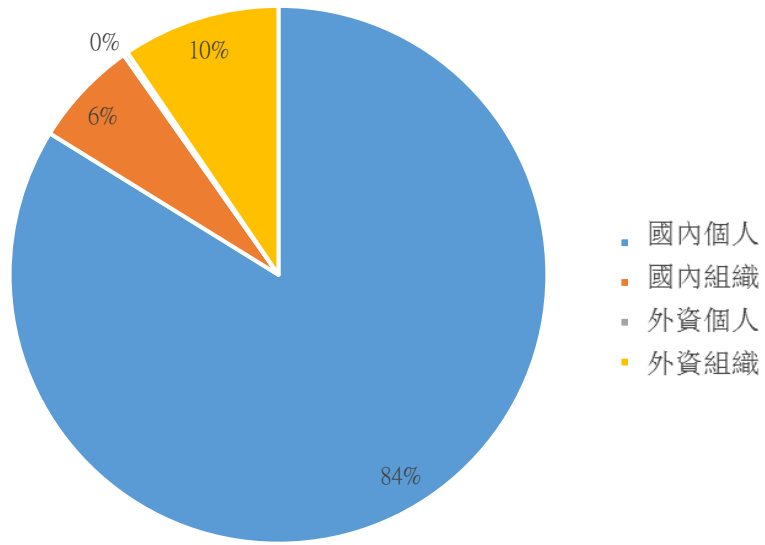
HNX 自營交易每日買/賣超 (Mil.VND)



UPCoM 自營交易每日買/賣超 (Mil.VND)



越南證券市場投資人類別統計



資料源: FiinPro - YSVN

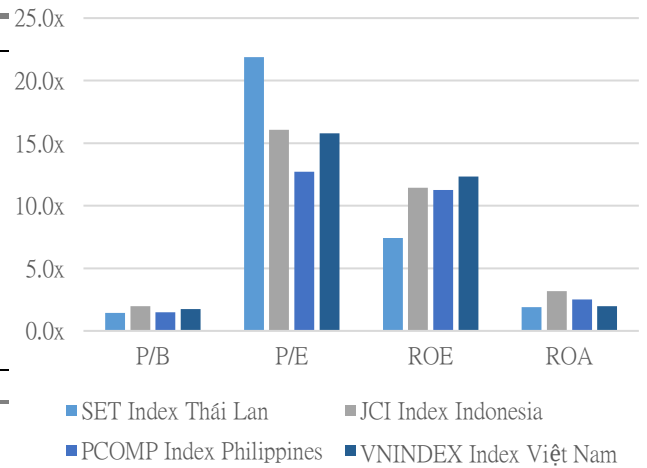
東南亞主要市場走勢比較



東南亞主要市場數據

		Thailand	Indonesia	Philippines	Vietnam
P/B		1.4x	2.0x	1.5x	1.6x
P/E		21.9x	16.1x	12.7x	13.9x
ROE	%	7.42	11.44	11.26	12.33
ROA	%	1.90	3.17	2.51	1.98
Vốn hóa	Tỷ USD	475.03	652.52	153.76	185.12
GTGD	Triệu USD	1.22	0.56	0.03	0.50
LS cổ tức	%	3.17	3.88	2.63	1.60

源: Bloomberg & YSVN



元大證券（越南）公司

個人客戶分析部

Nguyễn Th ệ Minh
研究分析經理
+84 28 3622 6868 ext 3826
minh.nguyen@yuanta.com.vn

Lý Thị Hi ền
研究分析主管
+84 28 3622 6868 ext 3908
hien.ly@yuanta.com.vn

Quách Đức Khánh
研究分析副主管
+84 28 3622 6868 ext 3833
khanh.quach@yuanta.com.vn

Khổng Hữu Hiệp
高級分析專員
+84 28 3622 6868 ext 3912
hiep.khong@yuanta.com.vn

Nguyễn Trịnh Ngọc Hồng
高級分析專員
+84 28 3622 6868 ext 3832
hong.nguyen@yuanta.com.vn

Phạm Tấn Phát
高級分析專員
+84 28 3622 6868 ext 3880
phat.pham@yuanta.com.vn

個人客戶業務部

Phạm Đắc Thành
北部分行經理
+84 28 3622 6868 ext 3416
thanh.pham@yuanta.com.vn

Võ Thị Thu Thủy
平陽分行經理
+84 28 3622 6868 ext 3505
thuy.vo@yuanta.com.vn

Lương Kỳ Ty
堤岸分行經理
+84 28 3622 6868 ext 3653
ty.luong@yuanta.com.vn

Bùi Quốc Phong
同奈分行經理
+84 28 3622 6868 ext 3701
phong.bui@yuanta.com.vn

Võ Đình Tuấn
峴港分行經理
+84 28 3622 6868 ext 3301
tuan.vo@yuanta.com.vn

Nguyễn Việt Quang
河內分行經理
+84 28 3622 6868 ext 3404
quang.nguyen@yuanta.com.vn

Đinh Thị Thu Cúc
頭頓分行經理
+84 28 3622 6868 ext 3203
cuc.dinh@yuanta.com.vn

Appendix A: Important Disclosures

Analyst Certification

Each research analyst primarily responsible for the content of this research report, in whole or in part, certifies that with respect to each security or issuer that the analyst covered in this report: (1) all of the views expressed accurately reflect his or her personal views about those securities or issuers; and (2) no part of his or her compensation was, is, or will be, directly or indirectly, related to the specific recommendations or views expressed by that research analyst in the research report.

Ratings Definitions

BUY: We have a positive outlook on the stock based on our expected absolute or relative return over the investment period. Our thesis is based on our analysis of the company's outlook, financial performance, catalysts, valuation and risk profile. We recommend investors add to their position.

HOLD-Outperform: In our view, the stock's fundamentals are relatively more attractive than peers at the current price. Our thesis is based on our analysis of the company's outlook, financial performance, catalysts, valuation and risk profile.

HOLD-Underperform: In our view, the stock's fundamentals are relatively less attractive than peers at the current price. Our thesis is based on our analysis of the company's outlook, financial performance, catalysts, valuation and risk profile.

SELL: We have a negative outlook on the stock based on our expected absolute or relative return over the investment period. Our thesis is based on our analysis of the company's outlook, financial performance, catalysts, valuation and risk profile. We recommend investors reduce their position.

Under Review: We actively follow the company, although our estimates, rating and target price are under review.

Restricted: The rating and target price have been suspended temporarily to comply with applicable regulations and/or Yuanta policies.

Note: Yuanta research coverage with a Target Price is based on an investment period of 12 months. Greater China Discovery Series coverage does not have a formal 12 month Target Price and the recommendation is based on an investment period specified by the analyst in the report.

Global Disclaimer

© 2018 Yuanta. All rights reserved. The information in this report has been compiled from sources we believe to be reliable, but we do not hold ourselves responsible for its completeness or accuracy. It is not an offer to sell or solicitation of an offer to buy any securities. All opinions and estimates included in this report constitute our judgment as of this date and are subject to change without notice.

This report provides general information only. Neither the information nor any opinion expressed herein constitutes an offer or invitation to make an offer to buy or sell securities or other investments. This material is prepared for general circulation to clients and is not intended to provide tailored investment advice and does not take into account the individual financial situation and objectives of any specific person who may receive this report. Investors should seek financial advice regarding the appropriateness of investing in any securities, investments or investment strategies discussed or recommended in this report. The information contained in this report has been compiled from sources believed to be reliable but no representation or warranty, express or implied, is made as to its accuracy, completeness or correctness. This report is not (and should not be construed as) a solicitation to act as securities broker or dealer in any jurisdiction by any person or company that is not legally permitted to carry on such business in that jurisdiction.

Yuanta research is distributed in the United States only to Major U.S. Institutional Investors (as defined in Rule 15a-6 under the Securities Exchange Act of 1934, as amended and SEC staff interpretations thereof). All transactions by a US person in the securities mentioned in this report must be effected through a registered broker-dealer under Section 15 of the Securities Exchange Act of 1934, as amended. Yuanta research is distributed in Taiwan by Yuanta Securities Investment Consulting. Yuanta research is distributed in Hong Kong by Yuanta Securities (Hong Kong) Co. Limited, which is licensed in Hong Kong by the Securities and Futures Commission for regulated activities, including Type 4 regulated activity (advising on securities). In Hong Kong, this research report may not be redistributed, retransmitted or disclosed, in whole or in part or any form or manner, without the express written