

**市場測試 1116-1119 點**
**2023/11/22**

合約走勢					
收盤	+/-	交易量	到期日	剩餘時間	
單位	點數	點數	合約	日期	日
VN30F2112	1111.0	9.0	289,662	21/12	32
VN30F2201	1107.9	4.4	457	18/01	60
VN30F2203	1103.2	8.2	64	21/03	123
VN30F2206	1104.6	11.8	58	20/06	214

源自 Bloomberg - YSVN

合約更改交易量和持倉量				
單位	交易量	+/-	OI	+/-
單位	合約	%		%
VN30F2112	289,662	-17.6%	61,447	
VN30F2201	457	-56.5%	1744	
VN30F2203	64	-66.3%	1,042	
VN30F2206	58	-68.5%	210	

源自：Bloomberg - YSVN

合約的基差變動			
單位	基差	前一盤	+/-
單位	點數	點數	點數
VN30F2112	2.4	-0.8	3.3
VN30F2201	-0.7	-0.8	0.2
VN30F2203	-5.4	-7.8	2.5
VN30F2206	-4.0	-10.1	6.0

源自：Bloomberg - YSVN

**Pham Tan Phat**  
 高級分析專員  
 Email: [phat.pham@yuanta.com.vn](mailto:phat.pham@yuanta.com.vn)  
 Phone: (084) 28 3622 6868 ext 3880

**合約走勢**

- 由於股票市場的震盪階段尚未結束，4 個期貨合約在當日持續處於強勁震盪的階段，並逐漸收窄。VN30F1M 收漲 9 點，基差為 2.4 點。
- VN30F2312 的成交量減少 18%，VN30F2401 減少 57%，VN30F2403 減少 66%，VN30F2406 減少 69%。

**VN30F1M 的評估**

- VN30F2312 復甦良好，並收盤於布林通道中線以上，顯示短期上漲趨勢有所鞏固。然而，動量指標仍處於弱中性狀態，因此仍可能會出現震盪階段。不過，主要趨勢仍上漲，並在 1117 點和 1127 點以上最近的阻力位。
- 同時，短期趨勢在 VN30F2312 合約上在日線圖上處於橫盤水平，價格可能在 1138-1140 點強勁的阻力位。

**投資策略**

<b>當天策略 (Intraday)</b>	投資者考慮在 1117-1119 點的阻力位進行交易，並支撐在 1102 點和 1083 點以上。
<b>主要短期 趨勢策略 (Daily)</b>	投資者保持觀察倉位，並等待新的入場點。



### VN30F1M 合約走勢圖

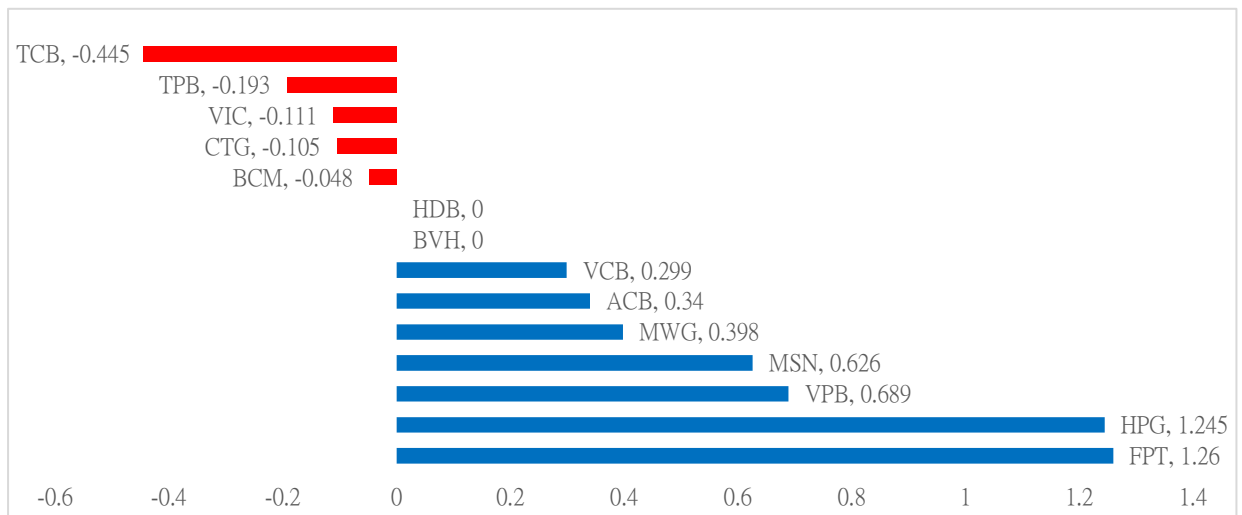


	VN30F2312-Daily	VN30F2312-1H
趨勢	橫盤	上漲
支撐 1	1093	1102
支撐 2	1076	1083
阻力 1	1140	1117
阻力 2	1166	1124

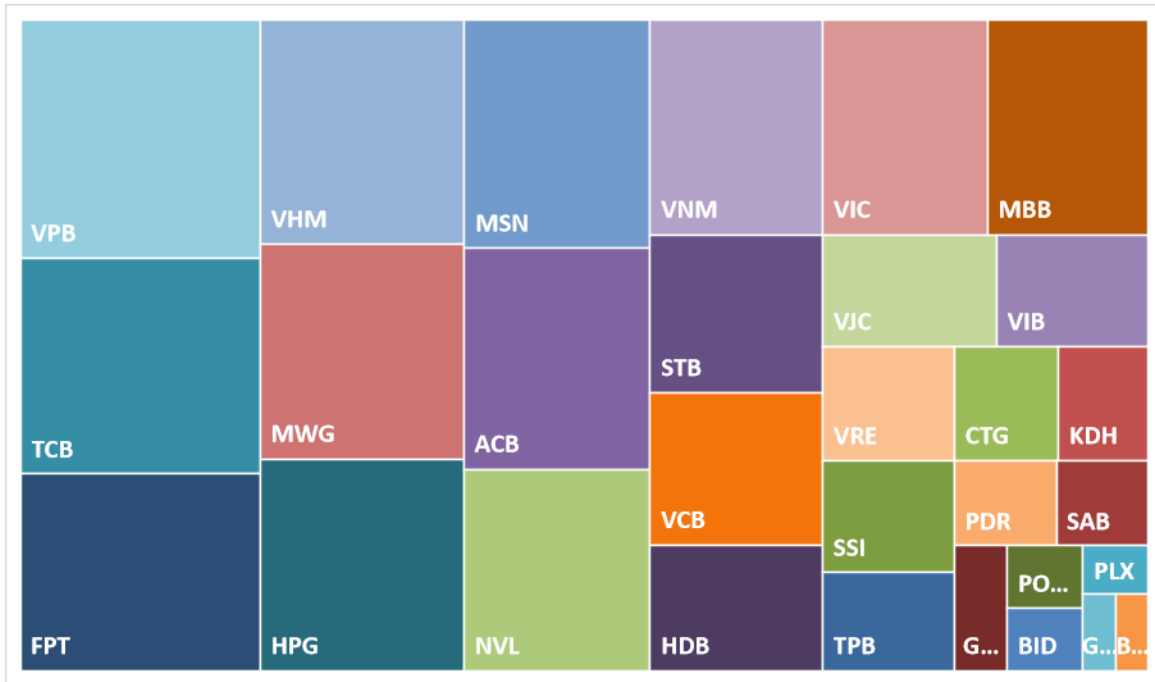
### VN30-INDEX 指數走勢

VN30-Index 收盤上漲0.52%，其中 FPT、HPG 和 VPB 是幫助指數上漲的股票，TCB、TPB 和 VIC 是導致指數下跌的股票。

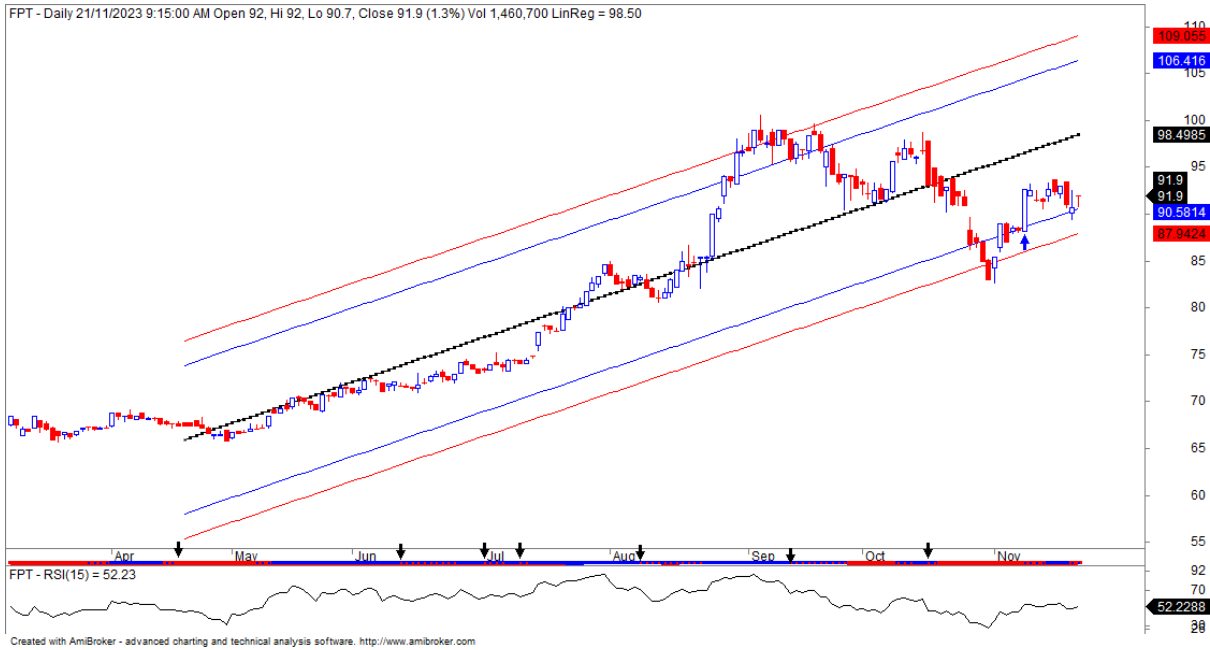
### VN30-INDEX 中最有影響力的成份股



### VN30-INDEX 中的資本化



### FPT 的走勢圖



**VN30-INDEX 中的成分股**

股碼	公司名稱	行業	比重	收盤價	資本化	PER	PBR	3 個月平均交易量	外資持有	52 週最高	52 週最底
		單位	%	VND	Bil. VND	x	x	'000 cp	%	VND	VND
BID	越南投資與發展商業股份銀行	金融	6.9%	22,600	87,780	5.9	1.3	6,280	30%	24,400	17,696
KDH	Khang Dien 房屋貿易投資股份公司	房地產	0.2%	60,200	62,307	125.1	3.6	261	2%	86,000	56,500
CTG	越南工商股份銀行	金融	0.8%	43,950	222,322	11.3	1.9	1,031	17%	49,500	34,600
ACB	亞洲商業股份銀行	金融	0.3%	40,800	30,287	17.5	1.4	470	27%	51,800	38,600
PLX	越南油氣集團	能源	1.9%	29,400	141,289	7.8	1.2	4,549	27%	33,650	23,500
BVH	Bao Viet 集團	金融	8.7%	91,900	116,710	19.0	4.9	2,630	49%	100,800	60,087
FPT	FPT 發展投資工藝股份公司	科技	0.8%	79,000	181,442	14.5	3.0	612	3%	95,750	75,500
GAS	越南氣體總公司 - 股份公司	公用服務	0.3%	20,050	80,200	34.1	1.6	3,028	0%	23,700	12,250
POW	越南天然氣股份總公司	公用服務	3.3%	18,700	54,091	6.4	1.3	7,682	20%	19,150	12,522
HDB	胡志明市發展商業股份銀行	金融	7.6%	27,050	157,290	84.1	1.6	24,932	25%	29,400	13,600
HPG	Hoa Phat (和發) 集團股份公司	原材料	4.6%	18,100	94,375	4.9	1.1	9,382	23%	19,700	13,391
MBB	軍隊貿易股份銀行	金融	3.7%	64,600	92,432	112.5	3.5	1,861	29%	110,000	56,000
MSN	Masan 集團股份公司	必需消費品	4.2%	40,900	59,819	86.1	2.6	8,898	45%	59,300	33,600
MWG	世界移動通信投資股份公司	非必需消費品	0.4%	33,800	42,946	13.1	1.7	986	17%	42,200	24,650
NVL	Nova 房地產投資集團股份公司	房地產	0.5%	11,700	27,400	17.2	0.9	6,367	5%	14,200	10,100
PNJ	Phu Nuan (富潤) 珠寶股份公司	非必需消費品	0.8%	63,100	80,930	19.7	3.2	615	62%	99,500	54,900
GVR	越南橡膠工業集團	原材料	2.9%	11,250	40,713	5.5	0.8	17,540	6%	13,600	7,347
PDR	Phat Dat 開發房地產股份公司	房地產	2.7%	23,150	56,803	16.9	2.0	1,256	0%	31,300	22,300
TPB	Tien Phong 股份商業銀行	金融	3.0%	32,550	48,797	24.2	2.2	28,402	#VALUE!	37,000	15,250
SAB	西貢啤酒 - 酒精 - 飲料股份公司	必需消費品	4.8%	29,300	55,237	7.7	1.3	19,689	24%	33,700	16,600
SSI	SSI 西貢證券股份公司	金融	6.2%	30,800	108,331	6.3	0.9	4,405	22%	36,150	21,500
STB	西貢商信銀行 (sacombank)	金融	2.0%	17,050	37,538	6.8	1.2	6,362	30%	20,100	13,794
TCB	越南技商股份銀行 (Techcombank)	金融	4.7%	86,600	484,015	14.4	3.0	1,236	23%	93,700	61,304
VCB	越南外商貿易股份銀行	金融	4.5%	39,100	170,256	4.1	1.0	6,427	24%	66,200	36,750
VHM	Vinhomes 股份公司	房地產	2.3%	19,050	48,326	5.5	1.3	4,600	21%	22,000	14,583
VIC	Vingroup 集團股份公司	房地產	4.3%	42,600	162,474	37.6	1.3	10,656	13%	76,600	38,700
VJC	Vietjet 越捷航空股份公司	工業	2.8%	106,600	57,736	#N/A N/A	3.8	1,003	18%	118,000	92,900
VNM	越南牛奶股份公司	必需消費品	5.1%	69,500	145,252	19.3	4.7	2,574	55%	85,600	65,500
VPB	Viet Nam Thịnh Vương (越南繁榮) 貿易股份銀行	金融	8.1%	19,650	155,902	12.8	1.3	14,292	29%	23,150	14,550
VRE	Vincom Retail 股份公司	房地產	1.8%	22,600	51,354	12.3	1.4	4,483	33%	32,000	21,600

## 元大證券（越南）公司

### 個人客戶分析部

**Nguyễn Th ệ Minh**  
研究分析經理  
+84 28 3622 6868 ext 3826  
minh.nguyen@yuanta.com.vn

**Lý Thị Hi ền**  
研究分析主管  
+84 28 3622 6868 ext 3908  
hien.ly@yuanta.com.vn

**Quách Đức Khánh**  
研究分析副主管  
+84 28 3622 6868 ext 3833  
khanh.quach@yuanta.com.vn

**Khổng Hữu Hiệp**  
高級分析專員  
+84 28 3622 6868 ext 3912  
hiep.khong@yuanta.com.vn

**Nguyễn Trịnh Ngọc Hồng**  
高級分析專員  
+84 28 3622 6868 ext 3832  
hong.nguyen@yuanta.com.vn

**Phạm Tấn Phát**  
高級分析專員  
+84 28 3622 6868 ext 3880  
phat.pham@yuanta.com.vn

### 個人客戶業務部

**Phạm Đắc Thành**  
北部分行經理  
+84 28 3622 6868 ext 3416  
thanh.pham@yuanta.com.vn

**Võ Thị Thu Thủy**  
平陽分行經理  
+84 28 3622 6868 ext 3505  
thuy.vo@yuanta.com.vn

**Lương Kỳ Ty**  
堤岸分行經理  
+84 28 3622 6868 ext 3653  
ty.luong@yuanta.com.vn

**Bùi Quốc Phong**  
同奈分行經理  
+84 28 3622 6868 ext 3701  
phong.bui@yuanta.com.vn

**Võ Đình Tuấn**  
峴港分行經理  
+84 28 3622 6868 ext 3301  
tuan.vo@yuanta.com.vn

**Nguyễn Việt Quang**  
河內分行經理  
+84 28 3622 6868 ext 3404  
quang.nguyen@yuanta.com.vn

**Đinh Thị Thu Cúc**  
頭頓分行經理  
+84 28 3622 6868 ext 3203  
cuc.dinh@yuanta.com.vn

## Appendix A: Important Disclosures

### Analyst Certification

Each research analyst primarily responsible for the content of this research report, in whole or in part, certifies that with respect to each security or issuer that the analyst covered in this report: (1) all of the views expressed accurately reflect his or her personal views about those securities or issuers; and (2) no part of his or her compensation was, is, or will be, directly or indirectly, related to the specific recommendations or views expressed by that research analyst in the research report.

### Ratings Definitions

**BUY:** We have a positive outlook on the stock based on our expected absolute or relative return over the investment period. Our thesis is based on our analysis of the company's outlook, financial performance, catalysts, valuation and risk profile. We recommend investors add to their position.

**HOLD-Outperform:** In our view, the stock's fundamentals are relatively more attractive than peers at the current price. Our thesis is based on our analysis of the company's outlook, financial performance, catalysts, valuation and risk profile.

**HOLD-Underperform:** In our view, the stock's fundamentals are relatively less attractive than peers at the current price. Our thesis is based on our analysis of the company's outlook, financial performance, catalysts, valuation and risk profile.

**SELL:** We have a negative outlook on the stock based on our expected absolute or relative return over the investment period. Our thesis is based on our analysis of the company's outlook, financial performance, catalysts, valuation and risk profile. We recommend investors reduce their position.

**Under Review:** We actively follow the company, although our estimates, rating and target price are under review.

**Restricted:** The rating and target price have been suspended temporarily to comply with applicable regulations and/or Yuanta policies.

Note: Yuanta research coverage with a Target Price is based on an investment period of 12 months. Greater China Discovery Series coverage does not have a formal 12 months Target Price and the recommendation is based on an investment period specified by the analyst in the report.

### Global Disclaimer

© 2020 Yuanta. All rights reserved. The information in this report has been compiled from sources we believe to be reliable, but we do not hold ourselves responsible for its completeness or accuracy. It is not an offer to sell or solicitation of an offer to buy any securities. All opinions and estimates included in this report constitute our judgment as of this date and are subject to change without notice.

This report provides general information only. Neither the information nor any opinion expressed herein constitutes an offer or invitation to make an offer to buy or sell securities or other investments. This material is prepared for general circulation to clients and is not intended to provide tailored investment advice and does not take into account the individual financial situation and objectives of any specific person who may receive this report. Investors should seek financial advice regarding the appropriateness of investing in any securities, investments or investment strategies discussed or recommended in this report. The information contained in this report has been compiled from sources believed to be reliable but no representation or warranty, express or implied, is made as to its accuracy, completeness or correctness. This report is not (and should not be construed as) a solicitation to act as securities broker or dealer in any jurisdiction by any person or company that is not legally permitted to carry on such business in that jurisdiction.

Yuanta research is distributed in the United States only to Major U.S. Institutional Investors (as defined in Rule 15a-6 under the Securities Exchange Act of 1934, as amended and SEC staff interpretations thereof). All transactions by a US person in the securities mentioned in this report must be effected through a registered broker-dealer under Section 15 of the Securities Exchange Act of 1934, as amended. Yuanta research is distributed in Taiwan by Yuanta Securities Investment Consulting. Yuanta research is distributed in Hong Kong by Yuanta Securities (Hong Kong) Co. Limited, which is licensed in Hong Kong by the Securities and Futures Commission for regulated activities, including Type 4 regulated activity (advising on securities). In Hong Kong, this research report may not be redistributed, retransmitted or disclosed, in whole or in part or any form or manner, without the express written consent of Yuanta Securities (Hong Kong) Co. Limited.