

當日市場：大型股強勢調整

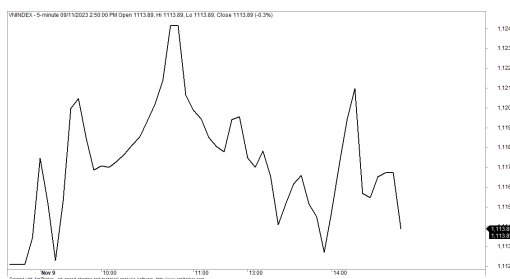
2023/11/10

市場走勢

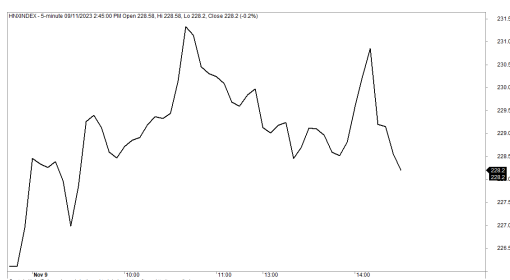
市場指數	VNI	HNI	UPCOM
收盤	1,113.89	228.22	86.22
%日	0.04%	0.53%	0.06%
%週	7.10%	8.29%	5.47%
%月	-1.34%	-1.48%	-1.18%
%年	13.42%	13.65%	19.22%
成交值(Bil.VND)			
當日	21,951	2,431	624
日均量/週	15,034	1,845	634
日均量/月	14,419	1,867	623
外資進出			
買進	1,541.40	58.27	20.95
賣出	2,347.97	53.46	36.15
買賣超	-806.56	4.80	-15.20
市場漲跌家數			
上漲	308	154	200
下跌	43	43	104
持平	64	136	599
市場指標			
P/E	13.20	19.49	18.59
總市值 (兆盾)	4,429	301	1,068
股息殖利率 ²	0.00%	0.00%	0.00%

資料源: Bloomberg - YSVN

VNINDEX



HNIINDEX



市場走勢

儘管 Vingroup 股票積極復甦，但許多剩餘藍籌股的獲利壓力增加，導致市場再次走弱。VN-Index 收於 1,113.89 點，並小幅上漲 0.04%，HNX-Index 上漲 0.52%，Upcom-Index 上漲 0.06%。3 大市場的交易額均達 25 兆越南盾。

在 Pham Nhat Vuong 先生與印度億萬富翁會面以及美國股市上的 Vinfast 股價復甦的積極消息公佈後，Vingroup 股價強勁復甦。不過，其他藍籌股如 ACB、MSN、SAB、SSB、VCB、STB 等下跌。其中，VJC (-4.07%) 在 113,000 越南盾/股的價格區間錄得強勁拋售壓力，並收於 108,400 越南盾。該企業也宣布第三季度的業務業績比前幾個季度有所改善。

積極點是，中小型股的現金流仍保持正值，漲幅在該股票占主導地位。其中，BAF、DRH、DXS、RDP、SVC、HQC 等漲停。

外資強勁賣超超過 8,160 億越南盾，其中 VHM (2,860 億)、FUSSVFL (1,850 億)、VCB (1,440 億) 被拋售最多的股票。相反，DGC (720 億)、KBC (4530 億)、NKG (440 億) 在買超方面領先。

市場短期觀點

我們認為市場可能會在下一個交易日調整，但市場可能會快速在尾盤上漲。同時，市場仍處於短期調整階段，因此現金流可能會繼續在隔離股票之間分化，VN-Index 在未來幾個交易日可能會繼續在 1,111 點附近波動。此外，短期情緒指標持續大幅上漲，顯示投資者對當前市場走勢更加樂觀。

大盤的短期走勢仍維持上漲。因此，我們建議短期投資者可以繼續利用調整的機會以增加持股比例，並買進新股。

請在 <https://ysradar.yuanta.com.vn/> 查看有關股票的信號。



We Create Fortune

技術分析圖



指數技術分析圖 VN-Index



指數技術分析圖 HNX-Index

指數	短期趨勢	中期趨勢	阻力區 1	阻力區 2	支撐區 1	支撐區 2
VN-Index	上漲	下跌	1253	1300	870	800
HNX-Index	上漲	下跌	260	306	189	160
VN30	上漲	下跌	1270	1300	980	960
VNMidcaps	上漲	下跌	1280	1250	963	900
VNSmallcaps	上漲	下跌	1250	1250	804	750

We Create Fortune

胡志明市交易所 (HSX)

	收盤	漲跌%
VNI	1113.89	0.04%
VN30	1122.95	-0.62%
VN Mid	1644.59	0.73%
VN Small	1304.64	1.15%

河內交易所 (HSX)

	收盤	漲跌%
HNI	228.22	0.53%
HN30	480.09	0.32%
VNX AllSh	1128.67	-0.13%

UPCOM 市場 (UPCoM)

	收盤	漲跌%
UPCoM	86.22	0.06%

外資交易	成交值 (Bil.VND)
買進	1541.40035
賣出	2347.96524
買超/賣超	-806.564893

外資交易	成交值 (Bil.VND)
買進	58.27
賣出	53.46
買超/賣超	4.80

外資交易	成交值 (Bil.VND)
買進	20.95
賣出	36.15
買超/賣超	-15.20

上漲排名/股碼	漲跌(VND)	漲跌%
HHP	700	7.00%
BCG	550	6.99%
BSI	2600	6.99%
NKG	1350	6.99%
TDC	630	6.99%

上漲排名/股碼	漲跌(VND)	漲跌%
CEO	2100	9.63%
MBS	1800	9.63%
VGS	1800	9.63%
TIG	1000	9.62%
SHS	1500	9.43%

上漲排名/股碼	漲跌(VND)	漲跌%
CNT	0	7.31%
KVC	0	7.14%
BIG	0	7.02%
HHG	0	5.37%
CC1	0	4.92%

下跌排名/股碼	漲跌(VND)	漲跌%
TDP	-850	-2.75%
OPC	-50	-0.22%
CTF	-50	-0.17%
DBD	0	0.00%
RDP	0	0.00%

下跌排名/股碼	漲跌(VND)	漲跌%
GKM	-500	-1.45%
PVI	-200	-0.44%
S55	-200	-0.42%
SCG	-200	-0.31%
SLS	-100	-0.06%

下跌排名/股碼	漲跌(VND)	漲跌%
VEF	-1563	-1.35%
BOT	-37	-1.06%
AMS	-69	-0.68%
SSH	-397	-0.63%
VOC	-148	-0.62%

*備註：市值>5,000 億盾；成交值>15 億盾

市值排名/股碼	Bil.VND
VCB	500,223,668
BID	217,010,672
GAS	183,739,188
VHM	178,529,067
VPB	169,389,269

市值排名/股碼	Bil.VND
PVS	17,780,346
HUT	17,760,988
IDC	15,905,997
SHS	14,148,927
THD	14,090,999

市值排名/股碼	Bil.VND
ACV	155,451,677
VGI	77,388,900
BSR	58,230,483
MCH	54,017,574
VEA	51,085,716

交易量排名/股碼	成交值	30 日均
VIX	46,831,003	29,899,383
NVL	44,710,981	19,336,065
HPG	35,531,236	21,742,641
VPB	32,526,981	16,879,944
SSI	31,657,254	24,976,752

交易量排名/股碼	成交值	30 日均
SHS	726,266,684,100	31,744,631
CEO	477,032,681,700	11,144,888
MBS	135,632,208,000	4,943,698
PVS	199,410,102,200	6,768,766
HUT	100,875,889,500	6,620,300

交易量排名/股碼	成交值	30 日均
BSR	243,321,220,300	9,239,503
SBS	35,346,887,100	2,271,442
C4G	36,180,142,300	1,598,148
AAS	22,505,670,900	1,899,738
VGI	50,304,540,400	1,444,943

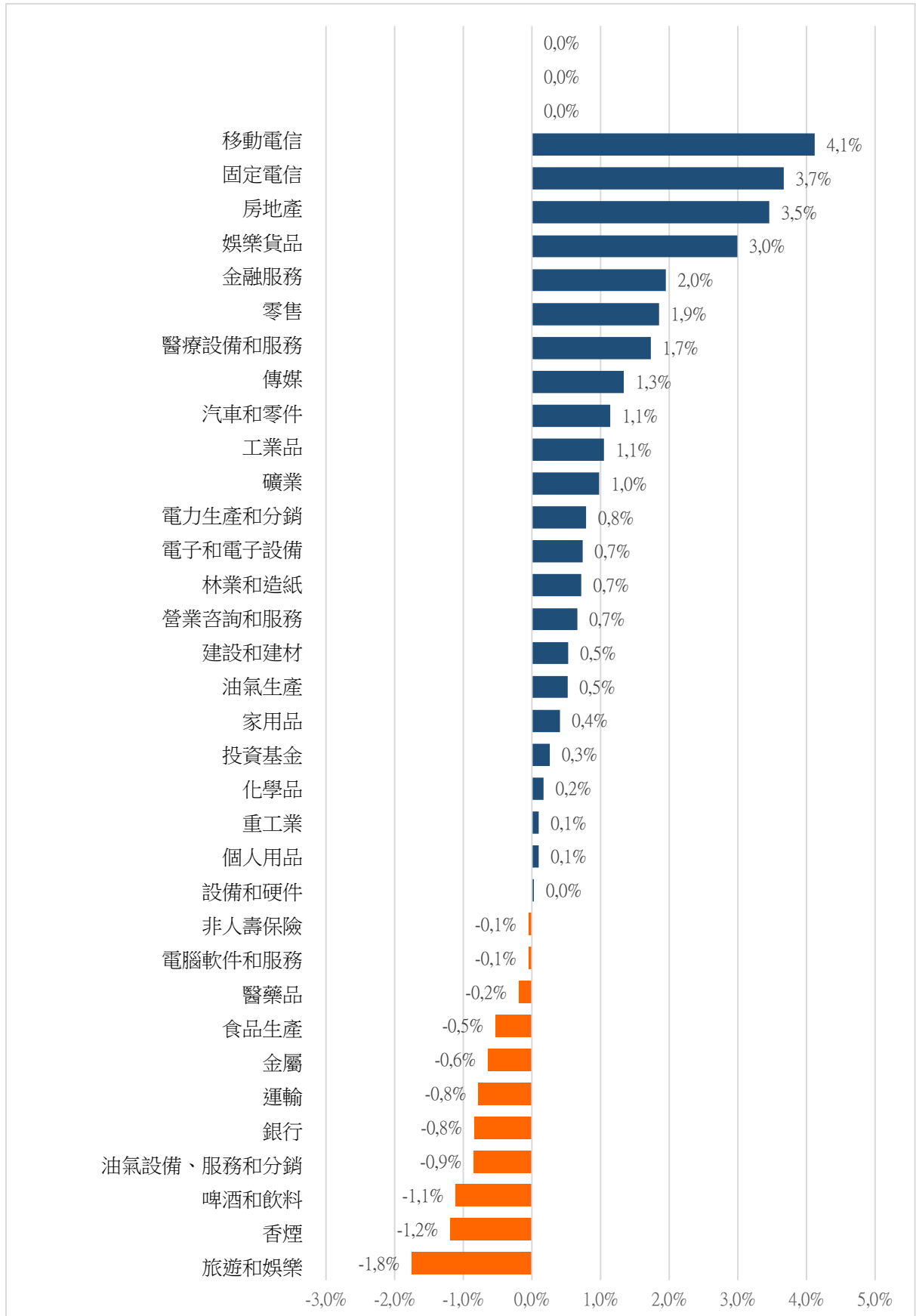
資料源: Bloomberg & Yuanta Research

資料源: Bloomberg & Yuanta Research

資料源: Bloomberg & Yuanta Research

We Create Fortune

各行業板塊的交易走勢



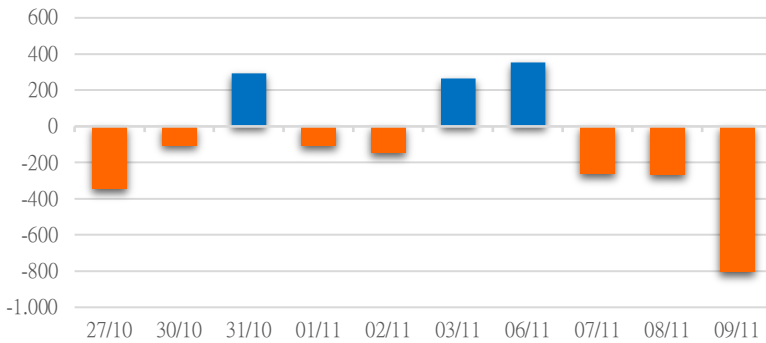
資料源: FiinPro - YSVN



We Create Fortune

外資買進賣統計

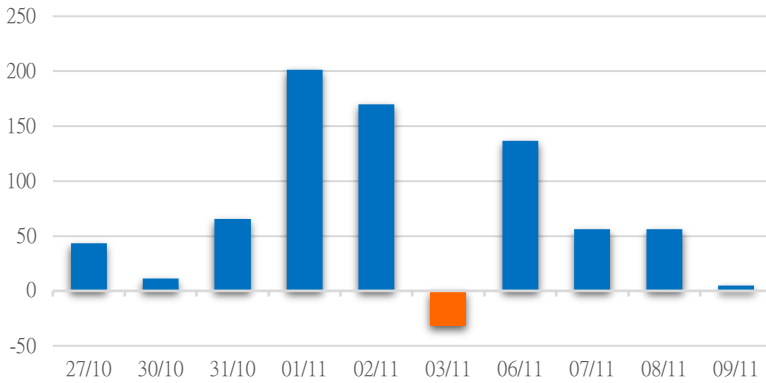
HSX 外資每日買/賣超



證券代碼	買超金額 (Mil.VND)	證券代碼	賣超金額 (Mil.VND)
HDB	37,334	MWG	-235,749
HPG	35,546	VHM	-128,281
VIC	24,909	VRE	-56,841
HSG	24,568	MSN	-40,058
STB	23,527	VNM	-36,314

HSX 外資買/賣超的前 5 名

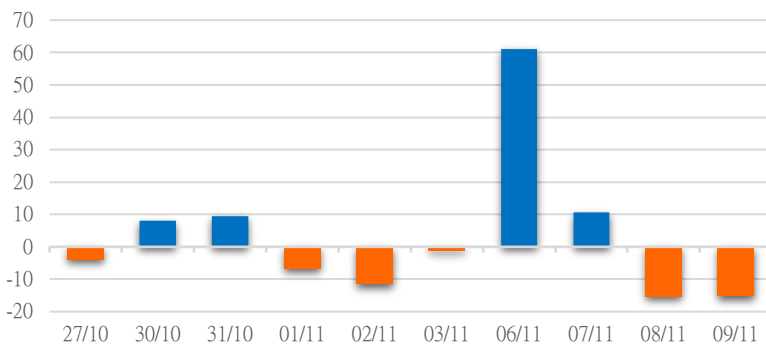
HNX 外資每日買/賣超



證券代碼	買超金額 (Mil.VND)	證券代碼	賣超金額 (Mil.VND)
IDC	35,400	CEO	-4,969
SHS	27,647	PVS	-3,991
PVI	1,439	TNG	-2,241
VGS	1,096	VCS	-432
PLC	480	TIG	-242

HNX 外資買/賣超的前 5 名

UPCOM 外資每日買/賣超



證券代碼	買超金額 (Mil.VND)	證券代碼	賣超金額 (Mil.VND)
MPC	1,834	VEA	-7,652
MCH	203	QNS	-6,224
WSB	141	ACV	-1,717
HPD	135	QTP	-1,386
CSI	57	GDA	-241

UPCOM 外資買/賣超的前 5 名

源: FiinPro - YSVN



We Create **Fortune**

自營統計

證券代碼	買超金額 (Mil.VND)	證券代碼	賣超金額 (Mil.VND)
FUESSVFL	180,922	BCM	48,463
GEX	176,491	DGC	27,486
NVL	163,904	VPB	25,179
SSI	45,600	NLG	24,023
DXG	28,152	E1VFN30	19,987

HSX 自營交易最大前名

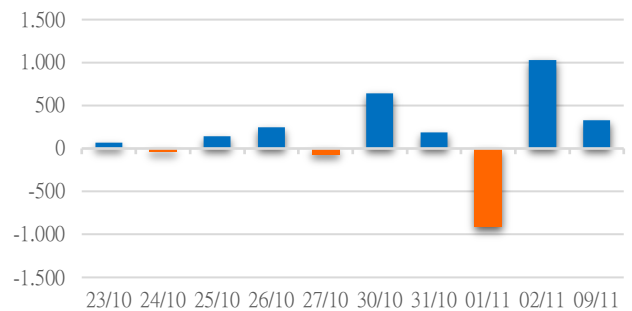
證券代碼	買超金額 (Mil.VND)	證券代碼	賣超金額 (Mil.VND)
IDC	4,845	DDG	272
PVS	1,115	MBS	213
		TNG	2

HNX 自營交易最大前名

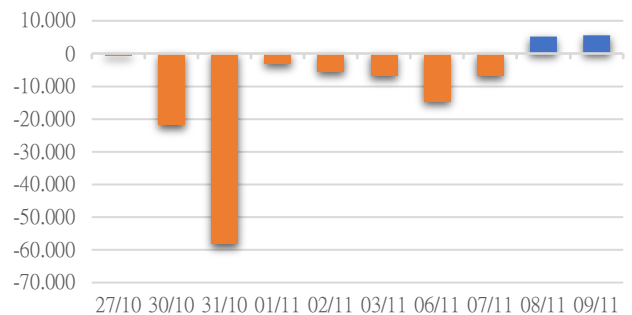
證券代碼	買超金額 (Mil.VND)	證券代碼	賣超金額 (Mil.VND)
BSR	762.00	QNS	1,435
		NCG	780
		GDA	253

UPCoM 自營交易最大前名

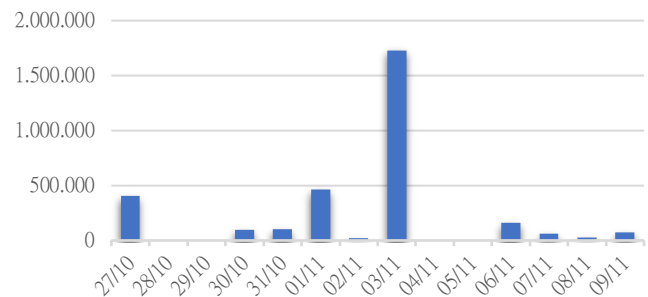
HSX 自營交易每日買/賣超 (BilVND)



HNX 自營交易每日買/賣超 (BilVND)



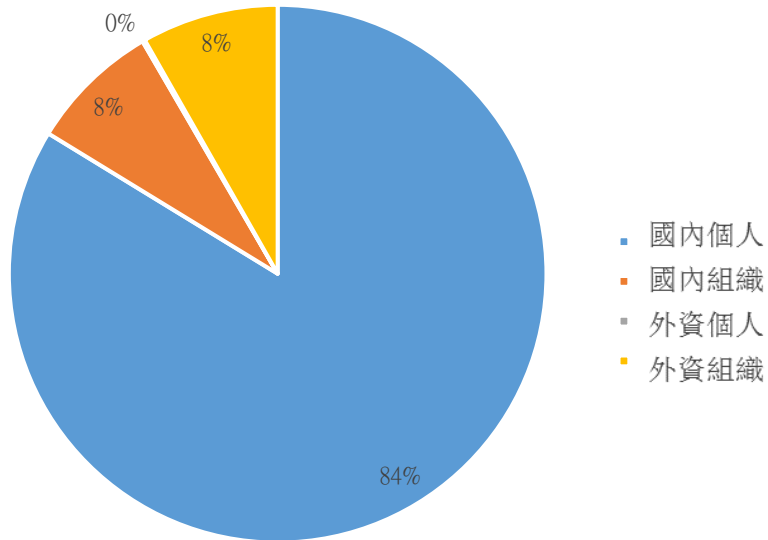
UPCoM 自營交易每日買/賣超 (BilVND)





We Create **Fortune**

越南證券市場投資人類別統計

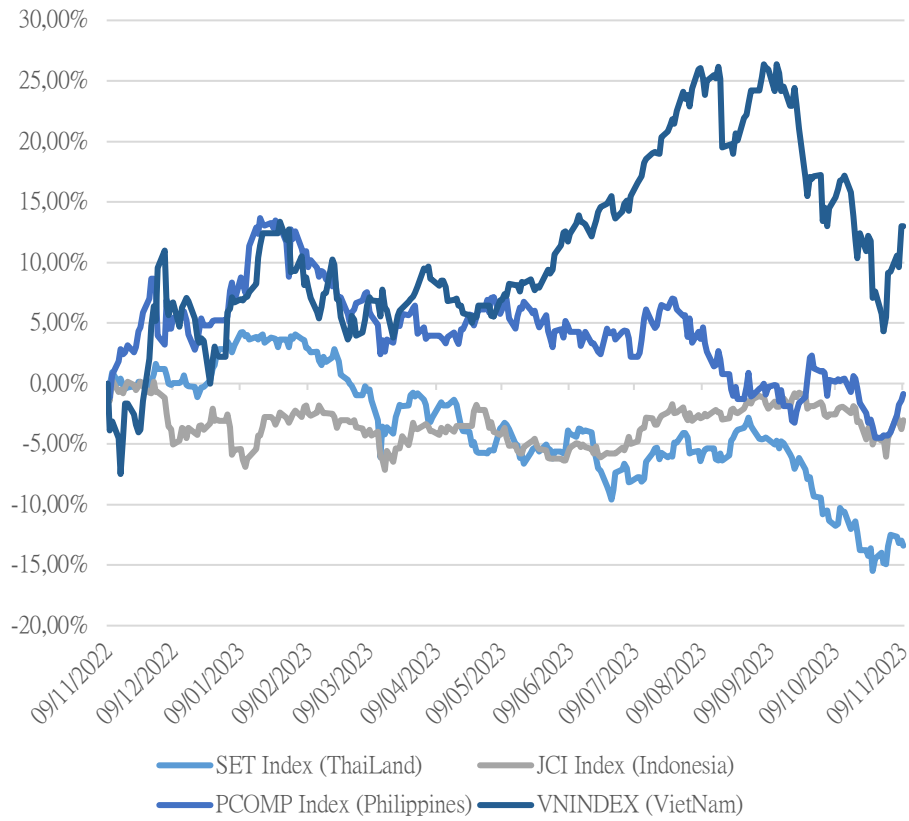


資料源: FiinPro - YSVN



We Create Fortune

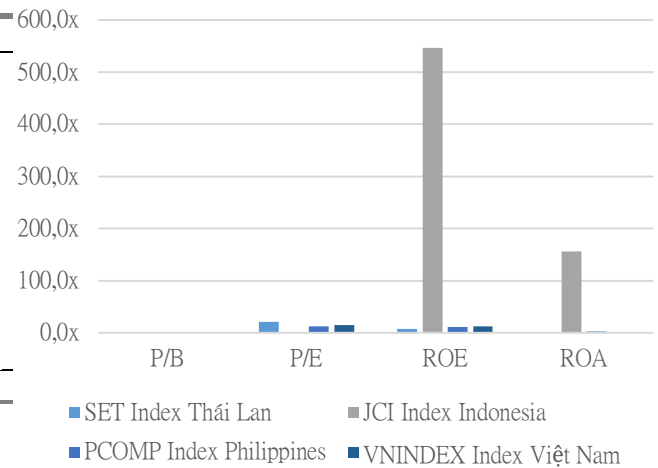
東南亞主要市場走勢比較



東南亞主要市場數據

		Thailand	Indonesia	Philippines	Vietnam
P/B		1.4x	1.9x	1.5x	1.6x
P/E		21.5x	0.1x	12.5x	14.7x
ROE	%	7.40	546.72	11.26	11.80
ROA	%	1.89	155.98	2.51	1.89
Vốn hóa	Tỷ USD	487.64	678.05	153.72	183.99
GTGD	Triệu USD	1.00	0.45	0.05	0.71
LS cổ tức	%	3.22	3.91	2.63	1.67

源: Bloomberg & YSVN



■ SET Index Thái Lan ■ JCI Index Indonesia
■ PCOMP Index Philippines ■ VNINDEX Index Việt Nam



We Create **Fortune**

元大證券（越南）公司

個人客戶分析部

Nguyễn Th ệ Minh
研究分析經理
+84 28 3622 6868 ext 3826
minh.nguyen@yuanta.com.vn

Lý Thị Hi ền
研究分析主管
+84 28 3622 6868 ext 3908
hien.ly@yuanta.com.vn

Quách Đức Khánh
研究分析副主管
+84 28 3622 6868 ext 3833
khanh.quach@yuanta.com.vn

Khổng Hữu Hiệp
高級分析專員
+84 28 3622 6868 ext 3912
hiep.khong@yuanta.com.vn

Nguyễn Trịnh Ngọc Hồng
高級分析專員
+84 28 3622 6868 ext 3832
hong.nguyen@yuanta.com.vn

Phạm Tấn Phát
高級分析專員
+84 28 3622 6868 ext 3880
phat.pham@yuanta.com.vn

個人客戶業務部

Phạm Đắc Thành
北部營業中心經理
+84 28 3622 6868 ext 3416
thanh.pham@yuanta.com.vn

Võ Thị Thu Thủy
平陽分行經理
+84 28 3622 6868 ext 3505
thuy.vo@yuanta.com.vn

Lương Kỳ Ty
堤岸分行經理
+84 28 3622 6868 ext 3653
ty.luong@yuanta.com.vn

Bùi Quốc Phong
同奈分行經理
+84 28 3622 6868 ext 3701
phong.bui@yuanta.com.vn

Võ Đình Tuấn
峴港分行經理
+84 28 3622 6868 ext 3301
tuan.vo@yuanta.com.vn

Nguyễn Việt Quang
河內分行經理
+84 28 3622 6868 ext 3404
quang.nguyen@yuanta.com.vn

Đinh Thị Thu Cúc
頭頓分行經理
+84 28 3622 6868 ext 3203
cuc.dinh@yuanta.com.vn



We Create **Fortune**

Appendix A: Important Disclosures

Analyst Certification

Each research analyst primarily responsible for the content of this research report, in whole or in part, certifies that with respect to each security or issuer that the analyst covered in this report: (1) all of the views expressed accurately reflect his or her personal views about those securities or issuers; and (2) no part of his or her compensation was, is, or will be, directly or indirectly, related to the specific recommendations or views expressed by that research analyst in the research report.

Ratings Definitions

BUY: We have a positive outlook on the stock based on our expected absolute or relative return over the investment period. Our thesis is based on our analysis of the company's outlook, financial performance, catalysts, valuation and risk profile. We recommend investors add to their position.

HOLD-Outperform: In our view, the stock's fundamentals are relatively more attractive than peers at the current price. Our thesis is based on our analysis of the company's outlook, financial performance, catalysts, valuation and risk profile.

HOLD-Underperform: In our view, the stock's fundamentals are relatively less attractive than peers at the current price. Our thesis is based on our analysis of the company's outlook, financial performance, catalysts, valuation and risk profile.

SELL: We have a negative outlook on the stock based on our expected absolute or relative return over the investment period. Our thesis is based on our analysis of the company's outlook, financial performance, catalysts, valuation and risk profile. We recommend investors reduce their position.

Under Review: We actively follow the company, although our estimates, rating and target price are under review.

Restricted: The rating and target price have been suspended temporarily to comply with applicable regulations and/or Yuanta policies.

Note: Yuanta research coverage with a Target Price is based on an investment period of 12 months. Greater China Discovery Series coverage does not have a formal 12 month Target Price and the recommendation is based on an investment period specified by the analyst in the report.

Global Disclaimer

© 2018 Yuanta. All rights reserved. The information in this report has been compiled from sources we believe to be reliable, but we do not hold ourselves responsible for its completeness or accuracy. It is not an offer to sell or solicitation of an offer to buy any securities. All opinions and estimates included in this report constitute our judgment as of this date and are subject to change without notice.

This report provides general information only. Neither the information nor any opinion expressed herein constitutes an offer or invitation to make an offer to buy or sell securities or other investments. This material is prepared for general circulation to clients and is not intended to provide tailored investment advice and does not take into account the individual financial situation and objectives of any specific person who may receive this report. Investors should seek financial advice regarding the appropriateness of investing in any securities, investments or investment strategies discussed or recommended in this report. The information contained in this report has been compiled from sources believed to be reliable but no representation or warranty, express or implied, is made as to its accuracy, completeness or correctness. This report is not (and should not be construed as) a solicitation to act as securities broker or dealer in any jurisdiction by any person or company that is not legally permitted to carry on such business in that jurisdiction.

Yuanta research is distributed in the United States only to Major U.S. Institutional Investors (as defined in Rule 15a-6 under the Securities Exchange Act of 1934, as amended and SEC staff interpretations thereof). All transactions by a US person in the securities mentioned in this report must be effected through a registered broker-dealer under Section 15 of the Securities Exchange Act of 1934, as amended. Yuanta research is distributed in Taiwan by Yuanta Securities Investment Consulting. Yuanta research is distributed in Hong Kong by Yuanta Securities (Hong Kong) Co. Limited, which is licensed in Hong Kong by the Securities and Futures Commission for regulated activities, including Type 4 regulated activity (advising on securities). In Hong Kong, this research report may not be redistributed, retransmitted or disclosed, in whole or in part or and any form or manner, without the express written