

當日市場：市場情緒穩定

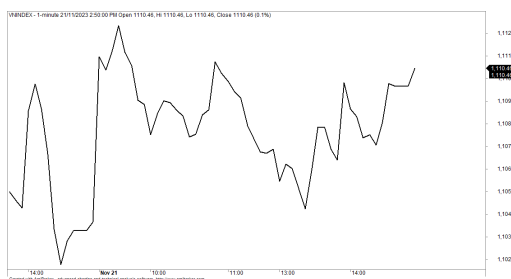
2023/11/22

市場走勢

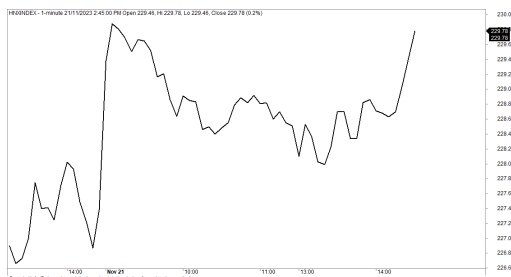
市場指數	VNI	HNI	UPCOM
收盤	1,110.46	229.80	86.22
%日	0.62%	0.89%	0.10%
%週	0.33%	0.73%	0.17%
%月	-0.39%	-0.30%	0.60%
%年	13.86%	19.33%	28.26%
成交值(Bil.VND)			
當日	14,859	2,078	425
日均量/週	18,517	2,300	595
日均量/月	15,946	1,975	574
外資進出			
買進	829.03	20.99	9.81
賣出	1,412.00	14.17	22.00
買賣超	-582.97	6.82	-12.19
市場漲跌家數			
上漲	224	92	178
下跌	96	58	101
持平	95	183	624
市場指標			
P/E	13.30	20.02	17.52
總市值 (兆盾)	4,412	302	1,052
股息殖利率	0.00%	0.00%	0.00%

資料源: Bloomberg - YSVN

VNINDEX



HNIINDEX



市場走勢

市場處於強勁震盪的階段，但收盤上漲時仍處於短期復甦走勢。其中，VN-Index 上漲 0.62%，止於 1,110.46 點，HNX-Index 上漲 0.89%，Upcom-Index 上漲 0.1%。3 大市場的交易額均達到 17 兆 3,620 億越南盾。

現金流在大型股中在近期仍持謹慎態度，VN30-Index 僅上漲 0.52%，流動性超過 5 兆越南盾。BID、FPT、MSN 和 HPG 是錄得漲幅最好的藍籌股，但漲幅僅為 1-2%。相反，拋售壓力也有所緩解，BCM (-1.95%)、TPB (-0.87%) 和 CTG (-0.51%) 處於不佳的走勢。

證券、鋼鐵和油氣股表現強於大盤。相反，一些房地產股如 DIG、ITA、PDR 和 DXS 等被獲利。不過，NTL 以及 HBC 在當日漲停。

外資轉為賣超 5,730 億越南盾，其中 VPB (2,110 億)、VNM (1,170 億)、FUESSVFL (590 億) 被拋售最多的股票。相反，SSI (610 億)、VND (320 億)、VCB (290 億) 在買超方面領先。

市場短期觀點

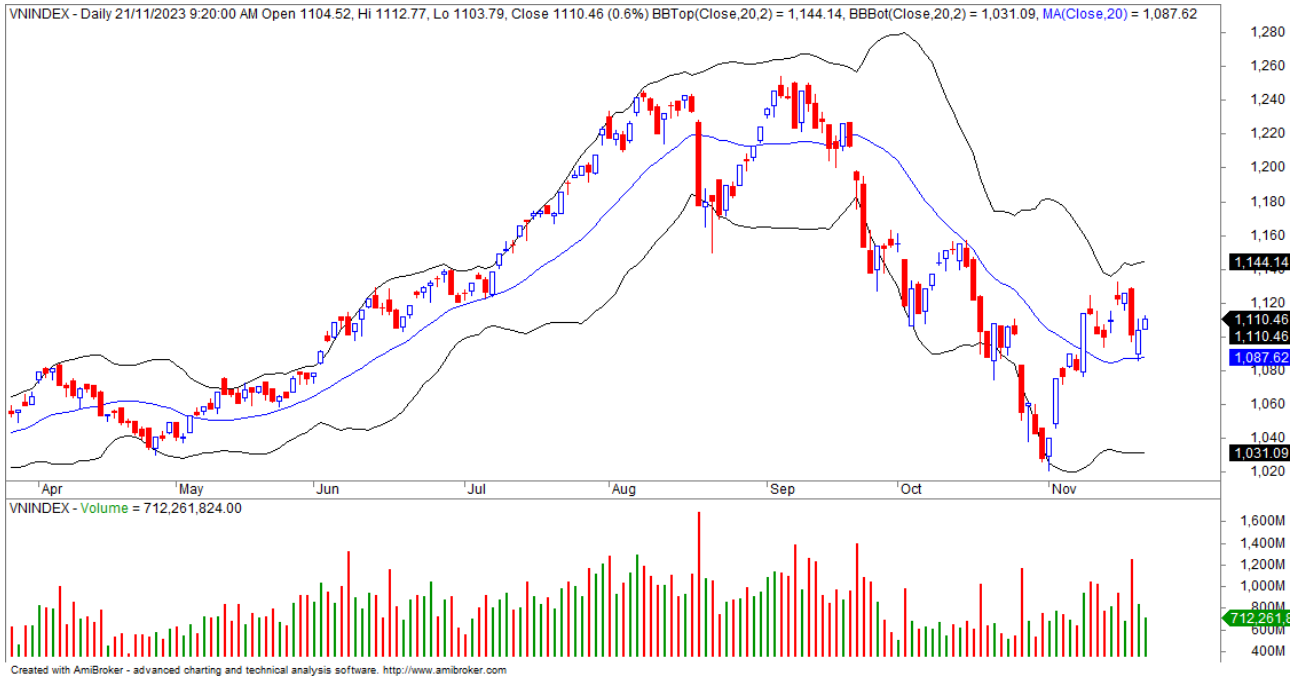
我們認為，市場在下一個交易日可能會繼續上漲，而 VN-Index 可能會在未來幾個交易日測試 200 和 50 日均線。同時，當近期漲幅較大的中小型股的獲利壓力增加時，尤其是支柱股上漲至平均線的阻力位，市場仍可能出現調整。此外，情緒指標繼續橫盤整理，顯示投資者對當前市場走勢仍持謹慎態度，流動性仍然較低，顯示投資者仍尚未準備好以大幅上漲的區間回歸市場，並在接下來的交易日中可能會繼續處於震盪階段。

大盤的短期走勢仍維持上漲。因此，我們建議短期投資者可以繼續持有高比例的股票，並在調整期優先買進目前持有的股票。

請在 <https://ysradar.yuanta.com.vn/> 查看有關股票的信號。

We Create Fortune

技術分析圖



指數技術分析圖 VN-Index



指數技術分析圖 HNX-Index

指數	短期趨勢	中期趨勢	阻力區 1	阻力區 2	支撐區 1	支撐區 2
VN-Index	上漲	下跌	1253	1300	870	800
HNX-Index	上漲	下跌	260	306	189	160
VN30	上漲	下跌	1270	1300	980	960
VNMidcaps	上漲	下跌	1280	1250	963	900
VNSmallcaps	上漲	下跌	1250	1250	804	750

We Create Fortune

胡志明市交易所 (HSX)

	收盤	漲跌%
VNI	1110.46	0.62%
VN30	1108.6	0.52%
VN Mid	1690.21	1.11%
VN Small	1348.34	0.67%

河內交易所 (HSX)

	收盤	漲跌%
HNI	229.8	0.89%
HN30	488.86	1.82%
VNX AllSh	1130.54	0.70%

UPCOM 市場 (UPCoM)

	收盤	漲跌%
UPCoM	86.22	0.10%

外資交易	成交值 (Bil.VND)
買進	829.034203
賣出	1412.00356
買超/賣超	-582.969356

外資交易	成交值 (Bil.VND)
買進	20.99
賣出	14.17
買超/賣超	6.82

外資交易	成交值 (Bil.VND)
買進	9.81
賣出	22.00
買超/賣超	-12.19

上漲排名/股碼	漲跌(VND)	漲跌%
TV2	2400	6.96%
HBC	500	6.88%
NTL	1700	6.83%
CTD	3300	5.28%
NHA	900	5.16%

上漲排名/股碼	漲跌(VND)	漲跌%
HUT	1100	5.53%
PVS	1900	5.19%
C69	300	4.55%
PVC	600	4.11%
IPA	600	3.97%

上漲排名/股碼	漲跌(VND)	漲跌%
DNA	0	15.00%
TVN	0	4.07%
KGM	0	3.39%
VGI	0	3.38%
CEN	0	3.25%

下跌排名/股碼	漲跌(VND)	漲跌%
PAC	-1200	-4.70%
ITA	-200	-3.32%
EVE	-350	-2.32%
BCM	-1200	-1.95%
TLG	-800	-1.59%

下跌排名/股碼	漲跌(VND)	漲跌%
BXH	-1800	-9.47%
MST	-200	-3.85%
LIG	-100	-2.38%
TTH	-100	-2.33%
NRC	-100	-1.96%

下跌排名/股碼	漲跌(VND)	漲跌%
NCG	-503	-2.69%
DSC	-261	-1.50%
VEA	-193	-0.58%
VGT	-17	-0.14%
VHG	-3	-0.11%

*備註：市值>5,000 億盾；成交值>15 億盾

市值排名/股碼	Bil.VND
VCB	481,220,758
BID	218,275,303
GAS	179,834,730
VHM	169,602,614
VIC	162,855,048

市值排名/股碼	Bil.VND
HUT	17,760,988
PVS	17,493,566
IDC	16,631,996
SHS	14,636,821
THD	13,859,999

市值排名/股碼	Bil.VND
ACV	156,413,889
VGI	79,635,232
BSR	57,619,685
MCH	57,348,798
VEA	44,544,034

交易量排名/股碼	成交值	30 日均
VND	33,835,400	23,787,930
VPB	33,669,600	16,639,962
VIX	29,376,700	38,246,342
SHB	29,373,800	19,717,284
HPG	26,772,700	26,271,779

交易量排名/股碼	成交值	30 日均
SHS	378,593,783,100	35,838,015
CEO	378,901,380,600	16,382,537
PVS	468,205,748,100	5,785,472
HUT	160,809,085,000	6,812,958
MBS	87,147,815,400	4,678,570

交易量排名/股碼	成交值	30 日均
BSR	144,376,319,200	8,308,145
SBS	11,649,354,300	2,446,286
VGI	35,371,768,500	1,423,612
CEN	6,478,614,400	976,857
C4G	12,052,734,700	1,649,279

資料源: Bloomberg & Yuanta Research

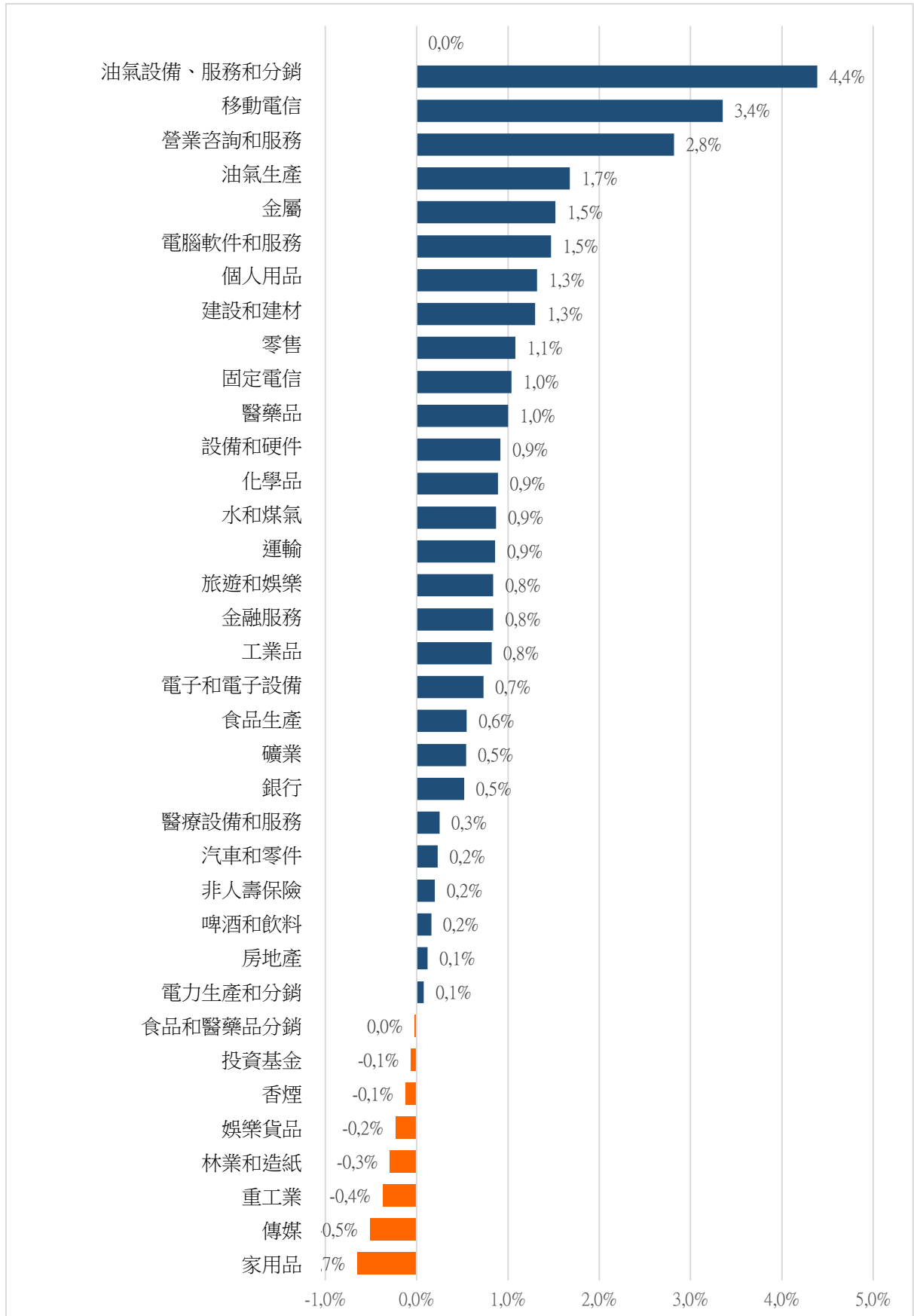
資料源: Bloomberg & Yuanta Research

資料源: Bloomberg & Yuanta Research



We Create Fortune

各行業板塊的交易走勢



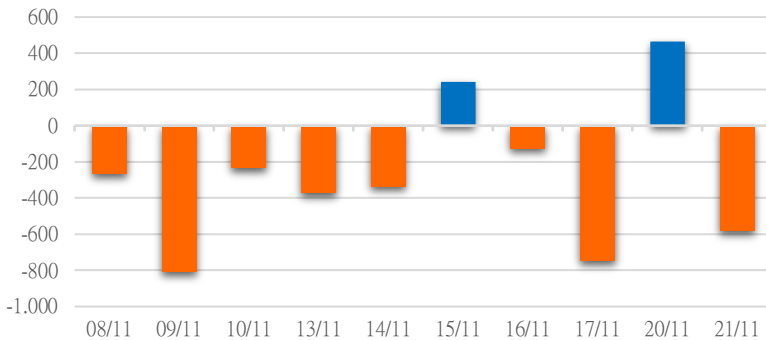
資料源:: FiinPro - YSVN



We Create Fortune

外資買進賣統計

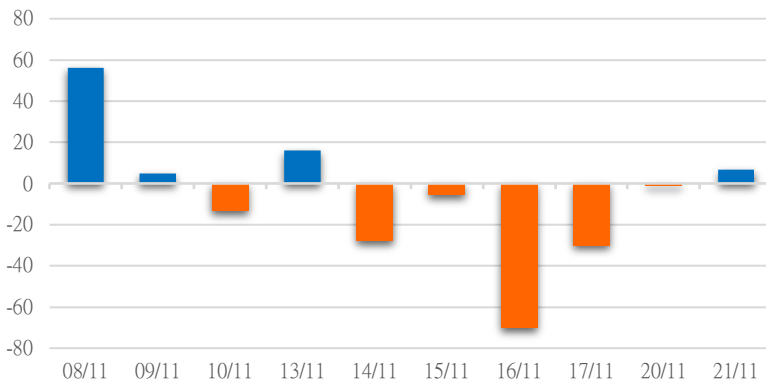
HSX 外資每日買/賣超



證券代碼	買超金額 (Mil.VND)	證券代碼	賣超金額 (Mil.VND)
SSI	60,624	VPB	-211,395
VND	32,127	VNM	-117,281
VCB	28,746	FUESSVFL	-59,507
BID	15,643	VRE	-58,762
DGC	9,868	VHM	-53,233

HSX 外資買/賣超的前 5 名

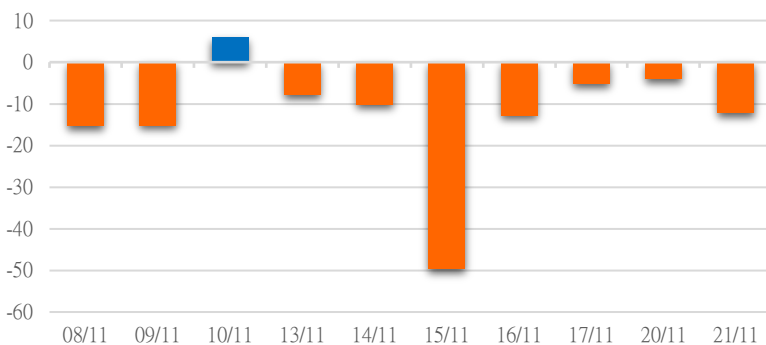
HNX 外資每日買/賣超



證券代碼	買超金額 (Mil.VND)	證券代碼	賣超金額 (Mil.VND)
PVS	18,875	CEO	-10,554
IDC	808	TIG	-1,574
VIG	385	L14	-547
PVI	342	HUT	-406
PVG	91	BVS	-253

HNX 外資買/賣超的前 5 名

UPCOM 外資每日買/賣超



證券代碼	買超金額 (Mil.VND)	證券代碼	賣超金額 (Mil.VND)
LTG	1,410	QNS	-5,636
MCH	585	VTP	-5,025
ACV	574	QTP	-1,390
TCI	180	BSR	-1,157
HPD	113	VEA	-1,054

UPCOM 外資買/賣超的前 5 名

源: FiinPro - YSVN



We Create **Fortune**

自營統計

證券代碼	買超金額 (Mil.VND)	證券代碼	賣超金額 (Mil.VND)
EVF	56,896	FUEVFNVD	183,118
EIB	53,591	STB	25,324
FUESSVFL	50,550	E1VFN30	18,088
HDB	17,629	TCB	11,691
FPT	15,218	SSI	5,707

HSX 自營交易最大前名

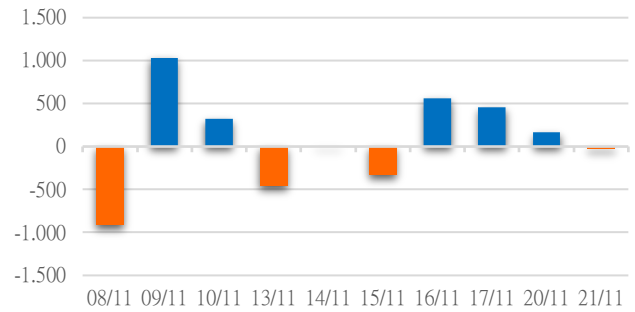
證券代碼	買超金額 (Mil.VND)	證券代碼	賣超金額 (Mil.VND)
SHS	3,982		
PVS	447		
VCC	116		

HNX 自營交易最大前名

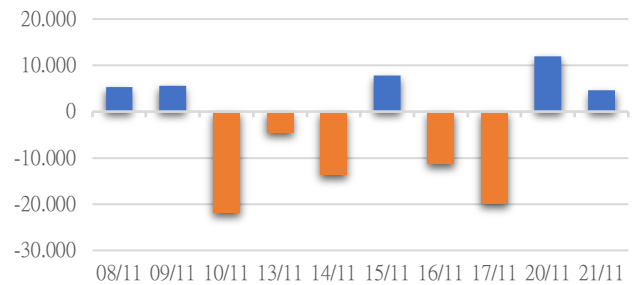
證券代碼	買超金額 (Mil.VND)	證券代碼	賣超金額 (Mil.VND)
		BSR	4,780
		GDA	249
		AAS	1

UPCoM 自營交易最大前名

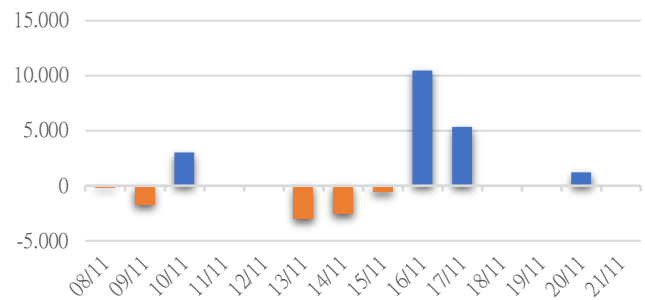
HSX 自營交易每日買/賣超 (BilVND)



HNX 自營交易每日買/賣超 (BilVND)



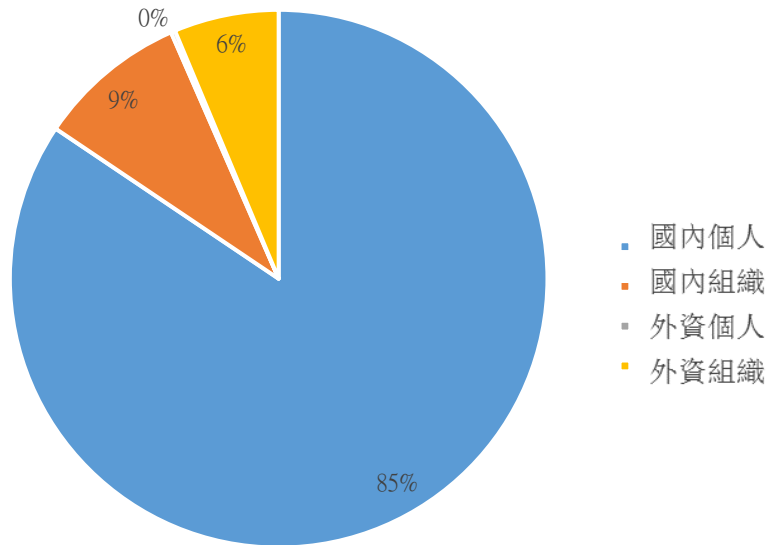
UPCOM 自營交易每日買/賣超 (BilVND)





We Create **Fortune**

越南證券市場投資人類別統計



資料源: FiinPro - YSVN



We Create Fortune

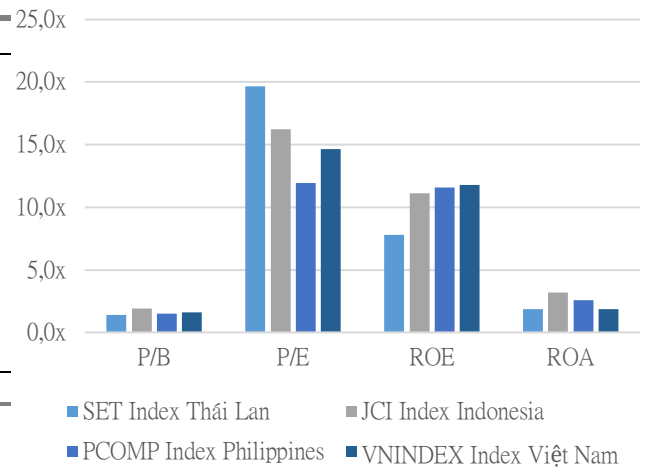
東南亞主要市場走勢比較



東南亞主要市場數據

		Thailand	Indonesia	Philippines	Vietnam
P/B		1.4x	1.9x	1.5x	1.6x
P/E		19.7x	16.2x	12.0x	14.7x
ROE	%	7.81	11.12	11.58	11.77
ROA	%	1.88	3.18	2.58	1.88
Vốn hóa	Tỷ USD	495.96	718.91	155.49	183.57
GTGD	Triệu USD	0.99	0.49	0.04	0.61
LS cổ tức	%	3.17	3.87	2.64	1.84

源：Bloomberg & YSVN



■ SET Index Thái Lan ■ JCI Index Indonesia
■ PCOMP Index Philippines ■ VNINDEX Index Việt Nam



We Create **Fortune**

元大證券（越南）公司

個人客戶分析部

Nguyễn Th ệ Minh
研究分析經理
+84 28 3622 6868 ext 3826
minh.nguyen@yuanta.com.vn

Lý Thị Hi ền
研究分析主管
+84 28 3622 6868 ext 3908
hien.ly@yuanta.com.vn

Quách Đức Khánh
研究分析副主管
+84 28 3622 6868 ext 3833
khanh.quach@yuanta.com.vn

Khổng Hữu Hiệp
高級分析專員
+84 28 3622 6868 ext 3912
hiep.khong@yuanta.com.vn

Nguyễn Trịnh Ngọc Hồng
高級分析專員
+84 28 3622 6868 ext 3832
hong.nguyen@yuanta.com.vn

Phạm Tấn Phát
高級分析專員
+84 28 3622 6868 ext 3880
phat.pham@yuanta.com.vn

個人客戶業務部

Phạm Đắc Thành
北部營業中心經理
+84 28 3622 6868 ext 3416
thanh.pham@yuanta.com.vn

Võ Thị Thu Thủy
平陽分行經理
+84 28 3622 6868 ext 3505
thuy.vo@yuanta.com.vn

Lương Kỳ Ty
堤岸分行經理
+84 28 3622 6868 ext 3653
ty.luong@yuanta.com.vn

Bùi Quốc Phong
同奈分行經理
+84 28 3622 6868 ext 3701
phong.bui@yuanta.com.vn

Võ Đình Tuấn
峴港分行經理
+84 28 3622 6868 ext 3301
tuan.vo@yuanta.com.vn

Nguyễn Việt Quang
河內分行經理
+84 28 3622 6868 ext 3404
quang.nguyen@yuanta.com.vn

Đinh Thị Thu Cúc
頭頓分行經理
+84 28 3622 6868 ext 3203
cuc.dinh@yuanta.com.vn



We Create **Fortune**

Appendix A: Important Disclosures

Analyst Certification

Each research analyst primarily responsible for the content of this research report, in whole or in part, certifies that with respect to each security or issuer that the analyst covered in this report: (1) all of the views expressed accurately reflect his or her personal views about those securities or issuers; and (2) no part of his or her compensation was, is, or will be, directly or indirectly, related to the specific recommendations or views expressed by that research analyst in the research report.

Ratings Definitions

BUY: We have a positive outlook on the stock based on our expected absolute or relative return over the investment period. Our thesis is based on our analysis of the company's outlook, financial performance, catalysts, valuation and risk profile. We recommend investors add to their position.

HOLD-Outperform: In our view, the stock's fundamentals are relatively more attractive than peers at the current price. Our thesis is based on our analysis of the company's outlook, financial performance, catalysts, valuation and risk profile.

HOLD-Underperform: In our view, the stock's fundamentals are relatively less attractive than peers at the current price. Our thesis is based on our analysis of the company's outlook, financial performance, catalysts, valuation and risk profile.

SELL: We have a negative outlook on the stock based on our expected absolute or relative return over the investment period. Our thesis is based on our analysis of the company's outlook, financial performance, catalysts, valuation and risk profile. We recommend investors reduce their position.

Under Review: We actively follow the company, although our estimates, rating and target price are under review.

Restricted: The rating and target price have been suspended temporarily to comply with applicable regulations and/or Yuanta policies.

Note: Yuanta research coverage with a Target Price is based on an investment period of 12 months. Greater China Discovery Series coverage does not have a formal 12 month Target Price and the recommendation is based on an investment period specified by the analyst in the report.

Global Disclaimer

© 2018 Yuanta. All rights reserved. The information in this report has been compiled from sources we believe to be reliable, but we do not hold ourselves responsible for its completeness or accuracy. It is not an offer to sell or solicitation of an offer to buy any securities. All opinions and estimates included in this report constitute our judgment as of this date and are subject to change without notice.

This report provides general information only. Neither the information nor any opinion expressed herein constitutes an offer or invitation to make an offer to buy or sell securities or other investments. This material is prepared for general circulation to clients and is not intended to provide tailored investment advice and does not take into account the individual financial situation and objectives of any specific person who may receive this report. Investors should seek financial advice regarding the appropriateness of investing in any securities, investments or investment strategies discussed or recommended in this report. The information contained in this report has been compiled from sources believed to be reliable but no representation or warranty, express or implied, is made as to its accuracy, completeness or correctness. This report is not (and should not be construed as) a solicitation to act as securities broker or dealer in any jurisdiction by any person or company that is not legally permitted to carry on such business in that jurisdiction.

Yuanta research is distributed in the United States only to Major U.S. Institutional Investors (as defined in Rule 15a-6 under the Securities Exchange Act of 1934, as amended and SEC staff interpretations thereof). All transactions by a US person in the securities mentioned in this report must be effected through a registered broker-dealer under Section 15 of the Securities Exchange Act of 1934, as amended. Yuanta research is distributed in Taiwan by Yuanta Securities Investment Consulting. Yuanta research is distributed in Hong Kong by Yuanta Securities (Hong Kong) Co. Limited, which is licensed in Hong Kong by the Securities and Futures Commission for regulated activities, including Type 4 regulated activity (advising on securities). In Hong Kong, this research report may not be redistributed, retransmitted or disclosed, in whole or in part or and any form or manner, without the express written