

當日市場：市場繼續保持漲幅

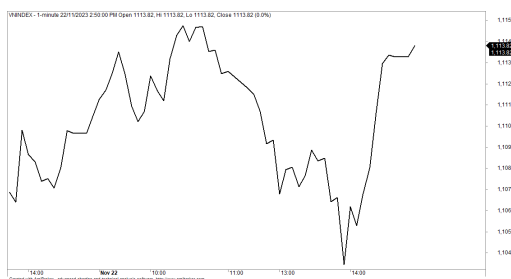
2023/11/23

市場走勢

市場指數	VNI	HNI	UPCOM
收盤	1,113.82	230.49	86.04
%日	0.30%	0.30%	-0.21%
%週	0.07%	1.04%	-0.50%
%月	0.22%	0.59%	0.70%
%年	15.59%	19.44%	27.47%
成交值(Bil.VND)			
當日	20,223	2,042	591
日均量/週	18,090	2,372	543
日均量/月	15,896	1,980	567
外資進出			
買進	824.71	8.91	38.21
賣出	1,537.26	15.38	49.56
買賣超	-712.55	-6.47	-11.35
市場漲跌家數			
上漲	210	78	160
下跌	114	65	135
持平	91	190	608
市場指標			
P/E	13.38	20.21	17.66
總市值 (兆盾)	4,439	305	1,060
股息殖利率 ²	0.00%	0.00%	0.00%

資料源: Bloomberg - YSVN

VNINDEX



HNIINDEX



市場走勢

市場與最近幾個交易日的情況類似，並處於強勁震盪的階段，但在尾盤復甦。VN-Index 上漲 0.3%，止於 1,113.82 點，HNX-Index 上漲 0.3%，Upcom-Index 下跌 0.21%。3 大市場的交易額均達到 22 兆 8,560 億越南盾。

VN30-Index 收盤上漲 0.11%，其中有 17 檔上漲股和 11 檔下跌股。在大型股的現金流依然謹慎的背景之下，FPT (1.2%)、VJC (1.5%)、SSI (1.08%) 錄得相當積極的漲幅。相反，MWG (-2.69%) 在連續第二個交易日下跌，當外資連續賣超該股票時止於 39,800 越南盾。

在發行 252 私募股的消息傳出後，HBC (6.95%) 在連續第二個交易日漲停。NVL、CLW、SJS 等同步漲停。

外資賣超 7,330 億越南盾，其中 VPB (4,520 億)、VHM (730 億)、MWG (590 億) 被拋售最多的股票。相反，STB (1,040 億)、NKG (350 億)、PVT (290 億) 在買超方面領先。

市場短期觀點

我們認為市場在下個交易日可能會持續上漲，VN-Index 仍可能測試 50 日均線。同時，市場仍處於積極劇烈波動的時期，因此 VN-Index 仍可能會快速突破 50 日均線，尤其是現金流可能主要集中在中小型股。此外，短期情緒指標持續上漲，顯示投資者對當前市場走勢持續持樂觀態度。

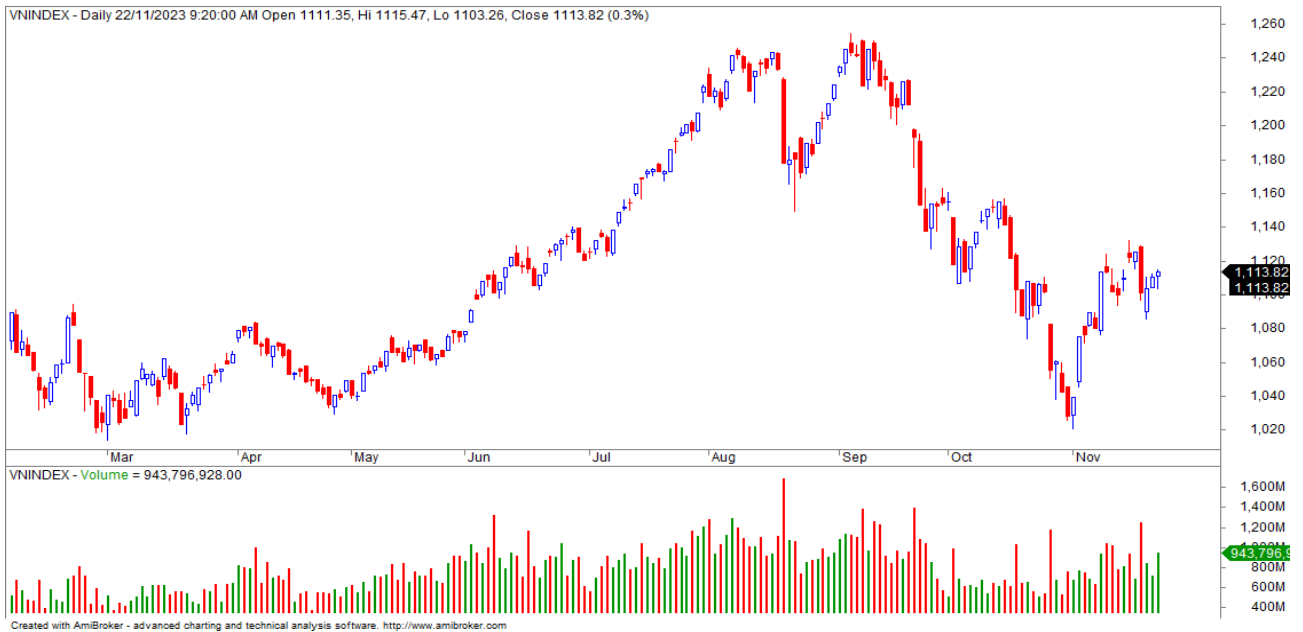
大盤的短期走勢仍維持上漲。因此，我們建議短期投資者可以繼續持有投資組合中高比例的股票。

請在 <https://ysradar.yuanta.com.vn/> 查看有關股票的信號。



We Create **Fortune**

技術分析圖



指數技術分析圖 VN-Index



指數技術分析圖 HNX-Index

指數	短期趨勢	中期趨勢	阻力區 1	阻力區 2	支撐區 1	支撐區 2
VN-Index	上漲	下跌	1253	1300	870	800
HNX-Index	上漲	下跌	260	306	189	160
VN30	上漲	下跌	1270	1300	980	960
VNMidcaps	上漲	下跌	1280	1250	963	900
VNSmallcaps	上漲	下跌	1250	1250	804	750



We Create Fortune

胡志明市交易所 (HSX)

	收盤	漲跌%
VNI	1113.82	0.30%
VN30	1109.8	0.11%
VN Mid	1708.19	1.06%
VN Small	1361.9	1.01%

河內交易所 (HSX)

	收盤	漲跌%
HNI	230.49	0.30%
HN30	493	0.85%
VNX AllSh	1135.55	0.44%

UPCOM 市場 (UPCoM)

	收盤	漲跌%
UPCoM	86.04	-0.21%

外資交易	成交值 (Bil.VND)
買進	824.705163
賣出	1537.25964
買超/賣超	-712.554473

外資交易	成交值 (Bil.VND)
買進	8.91
賣出	15.38
買超/賣超	-6.47

外資交易	成交值 (Bil.VND)
買進	38.21
賣出	49.56
買超/賣超	-11.35

上漲排名/ 股碼	漲跌(VND)	漲跌%
HBC	540	6.95%
SJS	4400	6.88%
VOS	700	6.86%
NVL	1100	6.77%
HDC	1900	5.51%

上漲排名/ 股碼	漲跌(VND)	漲跌%
TIG	500	4.27%
TMB	1600	3.79%
DVG	100	3.12%
VC2	300	2.83%
LIG	100	2.44%

上漲排名/ 股碼	漲跌(VND)	漲跌%
HU4	0	7.96%
NCG	0	5.90%
FOX	0	4.70%
MFS	0	3.29%
LTG	0	3.26%

下跌排名/ 股碼	漲跌(VND)	漲跌%
TMS	-1900	-4.43%
TDP	-850	-2.75%
MWG	-1100	-2.69%
BMP	-1400	-1.49%
VIC	-600	-1.41%

下跌排名/ 股碼	漲跌(VND)	漲跌%
MBG	-100	-2.33%
EVS	-200	-2.20%
DDG	-100	-1.54%
PVB	-300	-1.35%
VC7	-200	-1.17%

下跌排名/ 股碼	漲跌(VND)	漲跌%
FOC	-6173	-9.37%
PRT	-390	-3.58%
VOC	-483	-2.04%
CEN	-86	-1.39%
VAB	-86	-1.26%

*備註：市值>5,000 億盾；成交值>15 億盾

市值排名/ 股碼	Bil.VND
VCB	484,015,303
BID	222,322,122
GAS	181,442,448
VHM	170,255,769
VIC	162,473,655

市值排名/ 股碼	Bil.VND
HUT	18,742,751
PVS	18,401,702
IDC	16,664,996
SHS	14,636,821
THD	13,898,499

市值排名/ 股碼	Bil.VND
ACV	156,252,794
VGI	82,441,626
BSR	59,055,216
MCH	57,386,775
VEA	44,258,342

交易量排名/ 股碼	成交值	30 日均
NVL	67,956,600	26,751,005
GEX	43,215,800	18,436,091
VIX	42,817,700	37,843,540
VPB	38,807,213	17,414,146
DXG	38,019,000	20,216,204

交易量排名/ 股碼	成交值	30 日均
SHS	529,983,914,500	35,450,893
CEO	473,037,348,600	16,384,787
MBS	127,152,103,900	4,649,825
HUT	91,679,936,000	6,860,284
PVS	154,238,068,600	6,085,291

交易量排 名/股碼	成交值	30 日均
NAB	4,622,203,000	481,542
BSR	123,337,406,700	8,275,047
SBS	17,467,938,400	2,408,353
C4G	22,905,616,800	1,621,477
AAS	13,456,926,100	1,778,831

資料源: Bloomberg & Yuanta Research

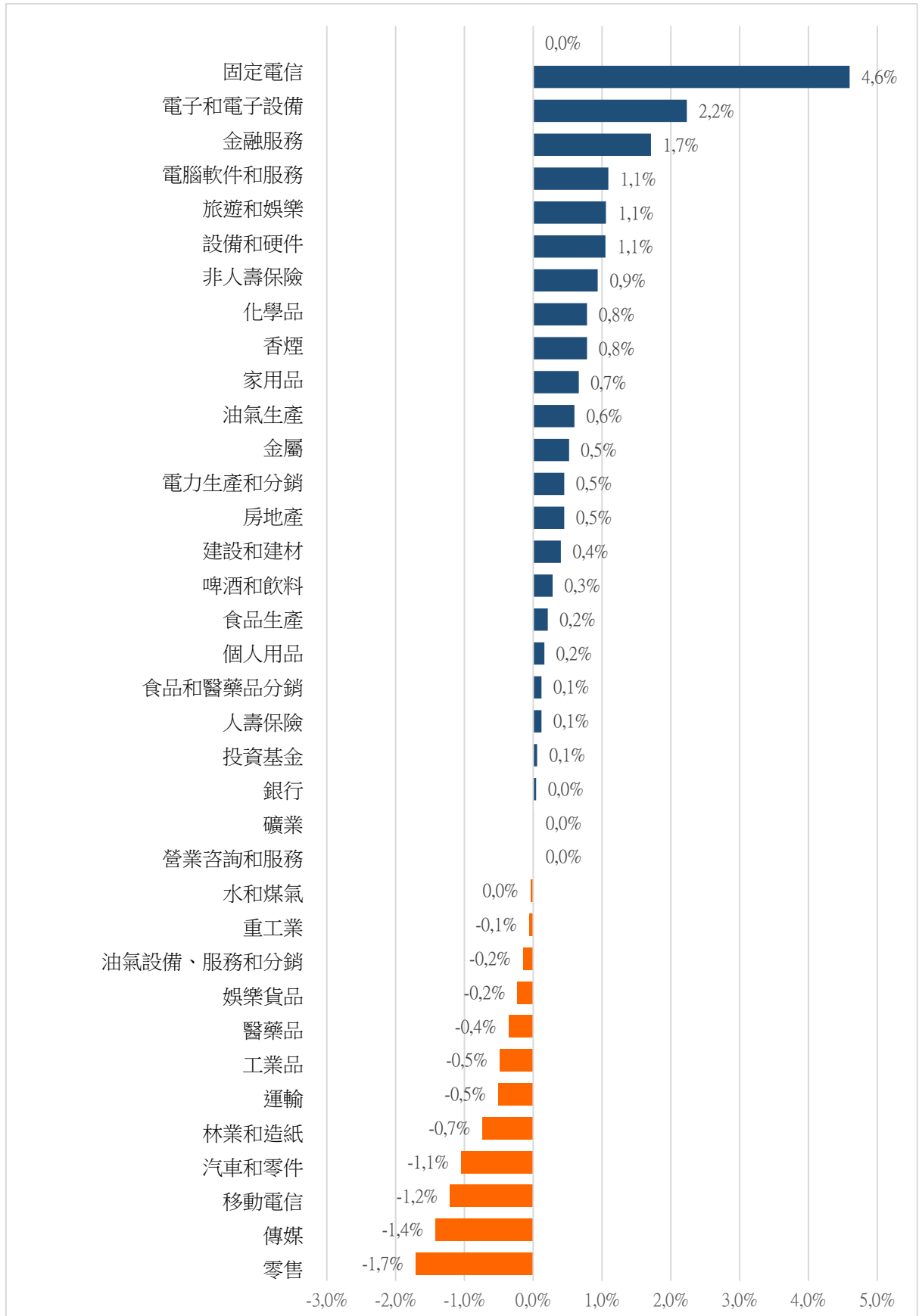
資料源: Bloomberg & Yuanta Research

資料源: Bloomberg & Yuanta Research



We Create Fortune

各行業板塊的交易走勢



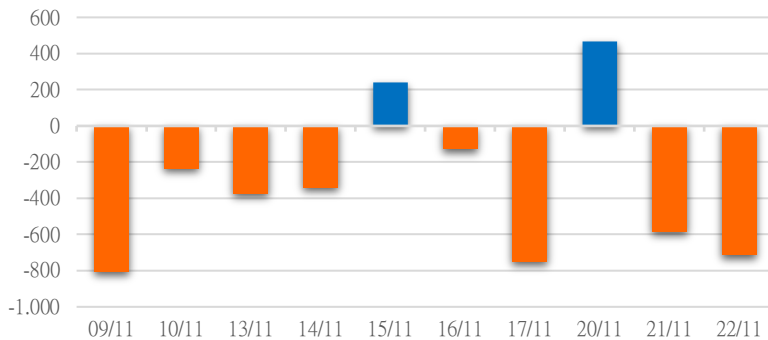
資料源: FiinPro - YSVN



We Create Fortune

外資買進賣統計

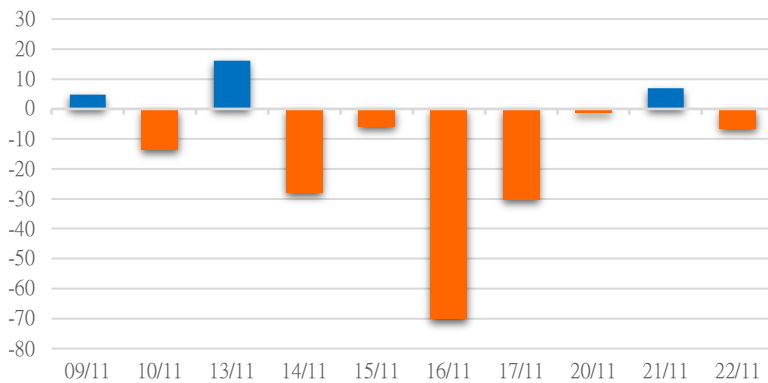
HSX 外資每日買/賣超



證券代碼	買超金額 (Mil.VND)	證券代碼	賣超金額 (Mil.VND)
STB	103,736	VPB	-449,731
NKG	35,043	VHM	-73,355
PVT	11,993	MWG	-58,404
PVD	8,749	VRE	-44,149
SSI	8,611	VIC	-43,306

HSX 外資買/賣超的前 5 名

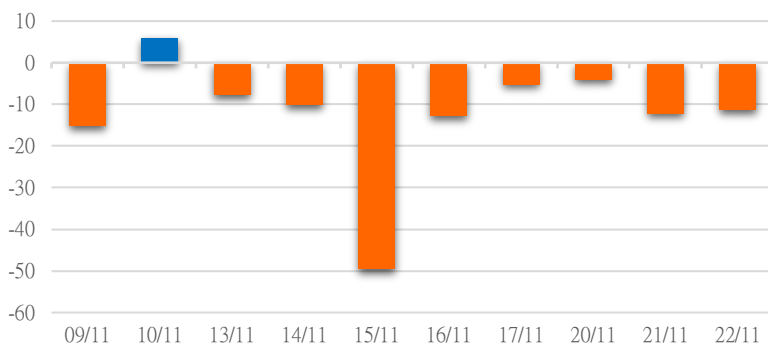
HNX 外資每日買/賣超



證券代碼	買超金額 (Mil.VND)	證券代碼	賣超金額 (Mil.VND)
IDC	903	HUT	-3,198
PVI	450	SHS	-1,839
MBS	361	PVS	-1,674
MBG	249	L14	-857
EVS	180	MAC	-521

HNX 外資買/賣超的前 5 名

UPCOM 外資每日買/賣超



證券代碼	買超金額 (Mil.VND)	證券代碼	賣超金額 (Mil.VND)
LTG	2,940	QNS	-5,381
TCI	2,174	VTP	-4,391
MCH	1,131	VEA	-2,958
MFS	192	ACV	-2,833
SBS	137	QTP	-1,399

UPCOM 外資買/賣超的前 5 名

源: FiinPro - YSVN



We Create **Fortune**

自營統計

證券代碼	買超金額 (Mil.VND)	證券代碼	賣超金額 (Mil.VND)
FUESSVFL	62,460	DGC	18,980
FUEVFNVD	24,668	VPB	13,966
TCB	14,207	ACB	13,891
STB	12,213	DCM	11,979
KBC	6,420	FPT	11,673

HSX 自營交易最大前名

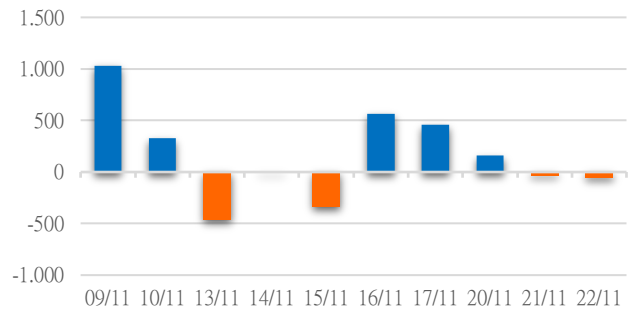
證券代碼	買超金額 (Mil.VND)	證券代碼	賣超金額 (Mil.VND)
GKM	3,100	PVS	8,464
		IDC	2,880
		SHS	1,732

HNX 自營交易最大前名

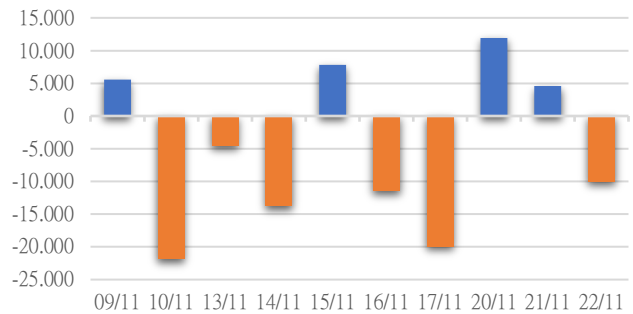
證券代碼	買超金額 (Mil.VND)	證券代碼	賣超金額 (Mil.VND)
		BSR	20,321
		GDA	250
		VTP	4

UPCoM 自營交易最大前名

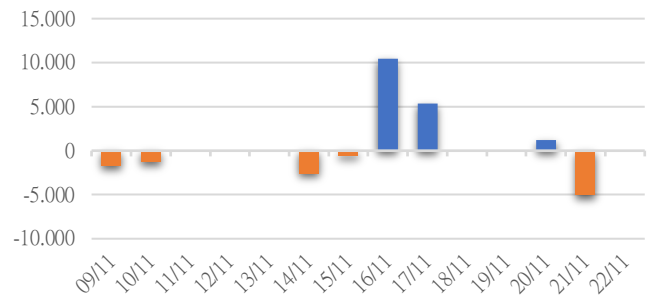
HSX 自營交易每日買/賣超 (BilVND)



HNX 自營交易每日買/賣超 (BilVND)



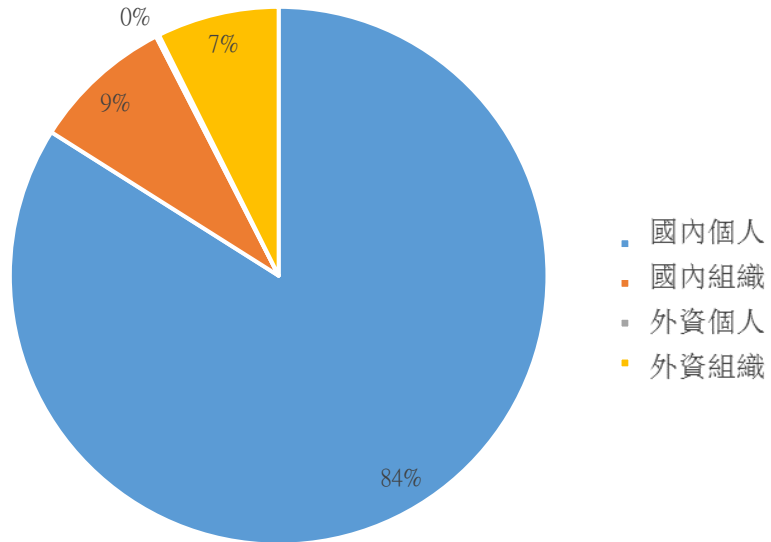
UPCoM 自營交易每日買/賣超 (BilVND)





We Create **Fortune**

越南證券市場投資人類別統計



資料源: FiinPro - YSVN



We Create Fortune

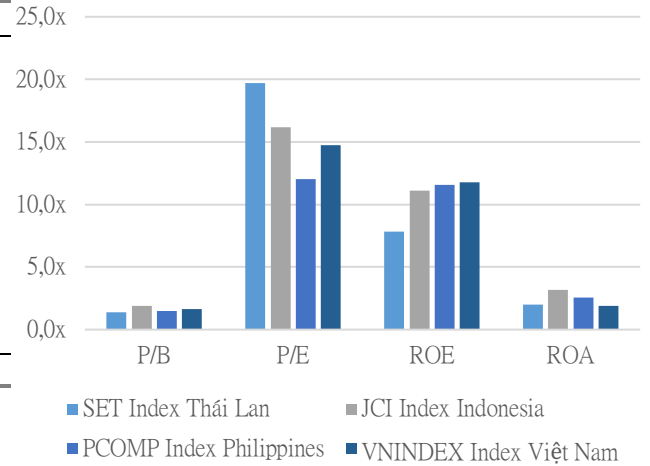
東南亞主要市場走勢比較



東南亞主要市場數據

	Thailand	Indonesia	Philippines	Vietnam
P/B	1.4x	1.9x	1.5x	1.6x
P/E	19.7x	16.2x	12.0x	14.8x
ROE	% 7.81	% 11.11	% 11.58	% 11.77
ROA	% 1.99	% 3.18	% 2.58	% 1.88
Vốn hóa	Tỷ USD 496.05	Tỷ USD 706.78	Tỷ USD 155.78	Tỷ USD 184.59
GTGD	Triệu USD 0.99	Triệu USD 0.53	Triệu USD 0.06	Triệu USD 0.52
LS cổ tức	% 3.18	% 3.90	% 2.60	% 1.83

源：Bloomberg & YSVN



■ SET Index Thái Lan ■ JCI Index Indonesia
■ PCOMP Index Philippines ■ VNINDEX Index Việt Nam



We Create **Fortune**

元大證券（越南）公司

個人客戶分析部

Nguyễn Th ệ Minh
研究分析經理
+84 28 3622 6868 ext 3826
minh.nguyen@yuanta.com.vn

Lý Thị Hi ền
研究分析主管
+84 28 3622 6868 ext 3908
hien.ly@yuanta.com.vn

Quách Đức Khánh
研究分析副主管
+84 28 3622 6868 ext 3833
khanh.quach@yuanta.com.vn

Khổng Hữu Hiệp
高級分析專員
+84 28 3622 6868 ext 3912
hiiep.khong@yuanta.com.vn

Nguyễn Trịnh Ngọc Hồng
高級分析專員
+84 28 3622 6868 ext 3832
hong.nguyen@yuanta.com.vn

Phạm Tấn Phát
高級分析專員
+84 28 3622 6868 ext 3880
phat.pham@yuanta.com.vn

個人客戶業務部

Phạm Đắc Thành
北部營業中心經理
+84 28 3622 6868 ext 3416
thanh.pham@yuanta.com.vn

Võ Thị Thu Thủy
平陽分行經理
+84 28 3622 6868 ext 3505
thuy.vo@yuanta.com.vn

Lương Kỳ Ty
堤岸分行經理
+84 28 3622 6868 ext 3653
ty.luong@yuanta.com.vn

Bùi Quốc Phong
同奈分行經理
+84 28 3622 6868 ext 3701
phong.bui@yuanta.com.vn

Võ Đình Tuấn
峴港分行經理
+84 28 3622 6868 ext 3301
tuan.vo@yuanta.com.vn

Nguyễn Việt Quang
河內分行經理
+84 28 3622 6868 ext 3404
quang.nguyen@yuanta.com.vn

Đinh Thị Thu Cúc
頭頓分行經理
+84 28 3622 6868 ext 3203
cuc.dinh@yuanta.com.vn



We Create **Fortune**

Appendix A: Important Disclosures

Analyst Certification

Each research analyst primarily responsible for the content of this research report, in whole or in part, certifies that with respect to each security or issuer that the analyst covered in this report: (1) all of the views expressed accurately reflect his or her personal views about those securities or issuers; and (2) no part of his or her compensation was, is, or will be, directly or indirectly, related to the specific recommendations or views expressed by that research analyst in the research report.

Ratings Definitions

BUY: We have a positive outlook on the stock based on our expected absolute or relative return over the investment period. Our thesis is based on our analysis of the company's outlook, financial performance, catalysts, valuation and risk profile. We recommend investors add to their position.

HOLD-Outperform: In our view, the stock's fundamentals are relatively more attractive than peers at the current price. Our thesis is based on our analysis of the company's outlook, financial performance, catalysts, valuation and risk profile.

HOLD-Underperform: In our view, the stock's fundamentals are relatively less attractive than peers at the current price. Our thesis is based on our analysis of the company's outlook, financial performance, catalysts, valuation and risk profile.

SELL: We have a negative outlook on the stock based on our expected absolute or relative return over the investment period. Our thesis is based on our analysis of the company's outlook, financial performance, catalysts, valuation and risk profile. We recommend investors reduce their position.

Under Review: We actively follow the company, although our estimates, rating and target price are under review.

Restricted: The rating and target price have been suspended temporarily to comply with applicable regulations and/or Yuanta policies.

Note: Yuanta research coverage with a Target Price is based on an investment period of 12 months. Greater China Discovery Series coverage does not have a formal 12 month Target Price and the recommendation is based on an investment period specified by the analyst in the report.

Global Disclaimer

© 2018 Yuanta. All rights reserved. The information in this report has been compiled from sources we believe to be reliable, but we do not hold ourselves responsible for its completeness or accuracy. It is not an offer to sell or solicitation of an offer to buy any securities. All opinions and estimates included in this report constitute our judgment as of this date and are subject to change without notice.

This report provides general information only. Neither the information nor any opinion expressed herein constitutes an offer or invitation to make an offer to buy or sell securities or other investments. This material is prepared for general circulation to clients and is not intended to provide tailored investment advice and does not take into account the individual financial situation and objectives of any specific person who may receive this report. Investors should seek financial advice regarding the appropriateness of investing in any securities, investments or investment strategies discussed or recommended in this report. The information contained in this report has been compiled from sources believed to be reliable but no representation or warranty, express or implied, is made as to its accuracy, completeness or correctness. This report is not (and should not be construed as) a solicitation to act as securities broker or dealer in any jurisdiction by any person or company that is not legally permitted to carry on such business in that jurisdiction.

Yuanta research is distributed in the United States only to Major U.S. Institutional Investors (as defined in Rule 15a-6 under the Securities Exchange Act of 1934, as amended and SEC staff interpretations thereof). All transactions by a US person in the securities mentioned in this report must be effected through a registered broker-dealer under Section 15 of the Securities Exchange Act of 1934, as amended. Yuanta research is distributed in Taiwan by Yuanta Securities Investment Consulting. Yuanta research is distributed in Hong Kong by Yuanta Securities (Hong Kong) Co. Limited, which is licensed in Hong Kong by the Securities and Futures Commission for regulated activities, including Type 4 regulated activity (advising on securities). In Hong Kong, this research report may not be redistributed, retransmitted or disclosed, in whole or in part or and any form or manner, without the express written