

市場再次復甦

2023/12/15

合約走勢					
收盤	+/-	交易量	到期日	剩餘時間	
單位	點數	點數	合約	日期	日
VN30F2112	1103.9	-3.1	206,371	21/12	7
VN30F2201	1104.5	-2.5	1640	18/01	35
VN30F2203	1102.3	-1.2	167	21/03	98
VN30F2206	1103.3	-5.9	353	20/06	189

源自 Bloomberg - YSVN

合約更改交易量和持倉量				
單位	合約	+/-	OI	+/-
單位	合約	%		%
VN30F2112	206,371	-0.3%	61,447	
VN30F2201	1,640	19.4%	1744	
VN30F2203	167	-65.6%	1,042	
VN30F2206	353	-33.5%	210	

源自：Bloomberg - YSVN

合約的基差變動			
單位	基差	前一盤	+/-
單位	點數	點數	點數
VN30F2112	-0.6	-0.3	-0.3
VN30F2201	0.0	-0.3	0.3
VN30F2203	-2.2	-4.4	2.2
VN30F2206	-1.2	-6.2	5.0

源自：Bloomberg - YSVN

Pham Tan Phat
高級分析專員
Email: phat.pham@yuanta.com.vn
Phone: (084) 28 3622 6868 ext 3880

合約走勢

- 期貨合約橫盤整理，並在尾盤再次調整，VN30F2312 收盤下跌超過 3 點，基差錄得 -0.6 點。
- 與前一交易日相比，VN30F2312 成交量小幅減少，VN30F2401 增加 19%，VN30F2403 減少 66%，VN30F2406 減少 34%。

VN30F1M 的評估

- VN30F2312 橫盤下跌，並下跌至近 1103 點。RSI 指標跌入超賣區域，並出現上漲背離。這顯示價格走勢圖仍處於調整和橫盤階段。因此，預計 VN30F2312 可能會從 1103 點復甦至 1109-1112 點。
- VN30F2312 合約的短期趨勢在日線圖上處於橫盤水平，價格可能在 1120-1124 點的強勁阻力位，而可能在 1058-1070 點的短期支撐位。

投資策略

當天策略 (Intraday)	投資者在盤初下跌至近 1103-1104 點時考慮開設多頭，停損於 1101 點，目標為 1109-1112 點。 空頭倉位考慮在 1113-1115 點開設，停損於 1116 點。
主要短期趨勢策略 (Daily)	投資者保持觀察倉位，並等待新的入場點。



VN30F1M 合約走勢圖

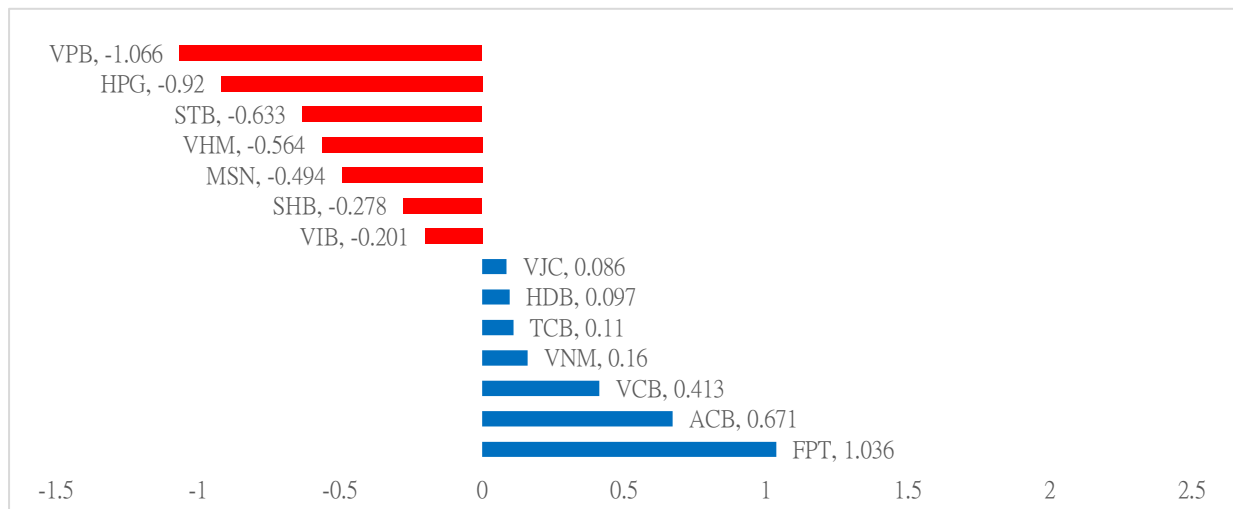


	VN30F2312-Daily	VN30F2312-1H
趨勢	橫盤	下跌
支撐 1	1070	1102
支撐 2	1058	1096
阻力 1	1124	1113
阻力 2	1150	1115

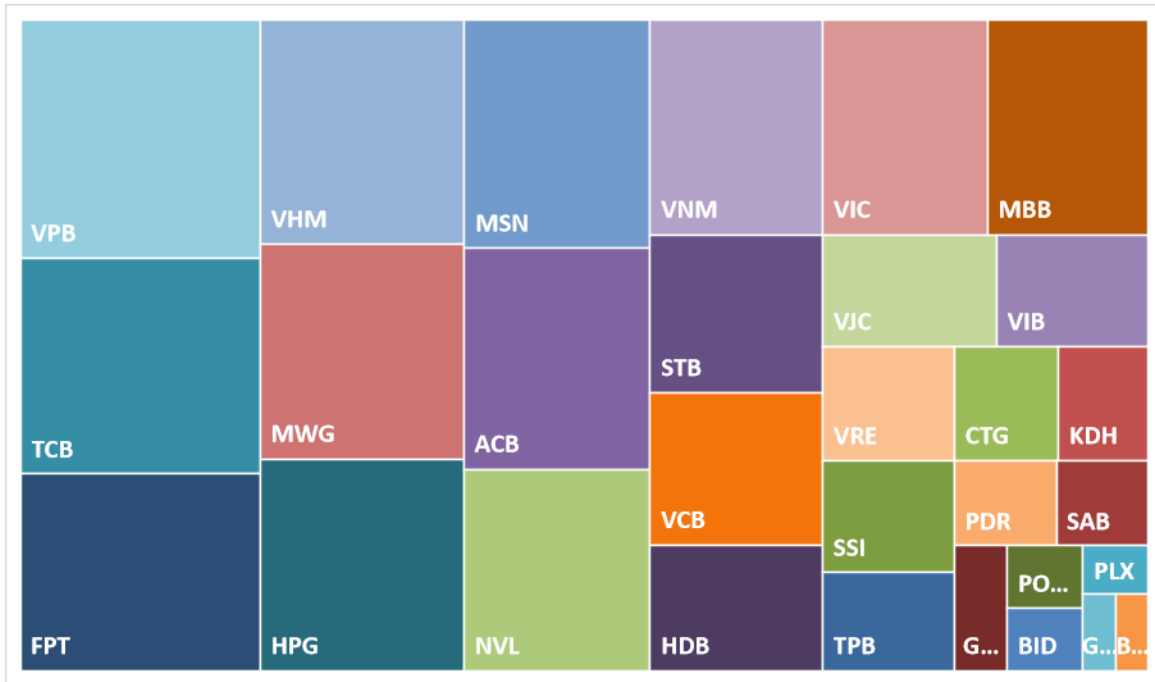
VN30-INDEX 指數走勢

VN30-Index 收盤下跌 0.21%，其中 VPB、HPG 和 STB 導致指數下跌最多的股票。相反，FPT、ACB 和 VCB 幫助指數得分的股票。

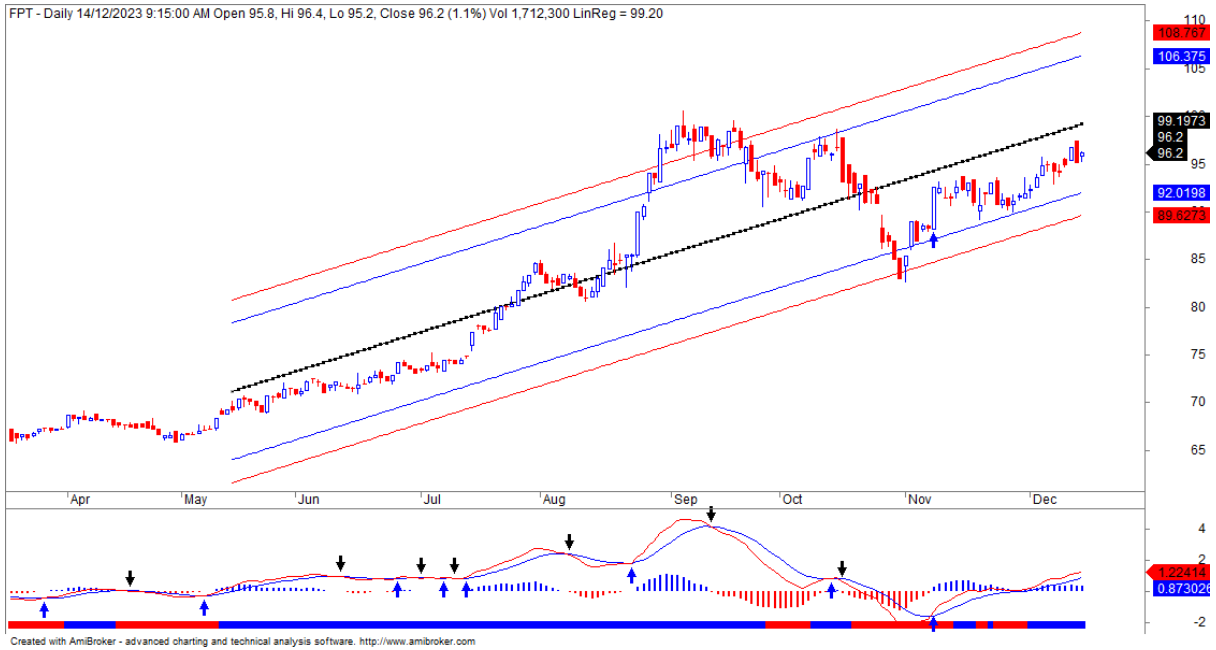
VN30-INDEX 中最有影響力的成份股



VN30-INDEX 中的資本化



FPT 的走勢圖



VN30-INDEX 中的成分股

股碼	公司名稱	行業	比重	收盤價	資本化	PER	PBR	3 個月平均交易量	外資持有	52 週最高	52 週最底
		單位	%	VND	Bil. VND	x	x	'000 cp	%	VND	VND
BID	越南投資與發展商業股份銀行	金融	6.8%	22,500	87,391	5.9	1.3	5,743	30%	24,400	18,957
KDH	Khang Dien 房屋貿易投資股份公司	房地產	0.2%	63,700	65,930	132.3	3.9	298	2%	86,000	56,500
CTG	越南工商股份銀行	金融	0.8%	41,600	237,138	12.1	2.1	1,069	15%	43,926	33,277
ACB	亞洲商業股份銀行	金融	0.3%	40,150	29,804	17.2	1.4	389	26%	51,800	38,600
PLX	越南油氣集團	能源	1.9%	26,750	143,648	8.0	1.2	4,233	24%	30,114	23,268
BVH	Bao Viet 集團	金融	9.0%	96,200	122,171	19.9	5.2	2,519	49%	100,800	65,565
FPT	FPT 發展投資工藝股份公司	科技	0.8%	76,900	176,619	14.1	2.9	600	3%	93,250	75,500
GAS	越南氣體總公司 - 股份公司	公用服務	0.3%	19,850	79,400	33.8	1.6	2,775	0%	23,700	13,350
POW	越南天然氣股份總公司	公用服務	3.3%	18,900	54,669	6.5	1.3	8,344	20%	19,150	13,609
HDB	胡志明市發展商業股份銀行	金融	7.5%	27,050	157,290	84.1	1.6	24,596	25%	29,400	17,100
HPG	Hoa Phat (和發) 集團股份公司	原材料	4.5%	18,050	94,114	4.9	1.1	8,623	23%	19,700	14,565
MBB	軍隊貿易股份銀行	金融	3.6%	65,000	93,005	113.2	3.5	1,933	29%	106,000	56,000
MSN	Masan 集團股份公司	必需消費品	4.2%	41,600	60,836	87.6	2.6	9,232	44%	59,300	33,600
MWG	世界移動通信投資股份公司	非必需消費品	0.4%	34,350	43,645	13.3	1.7	971	17%	42,200	29,050
NVL	Nova 房地產投資集團股份公司	房地產	0.5%	11,300	26,463	16.6	0.9	5,365	4%	14,200	10,300
PNJ	Phu Nhuan (富潤) 珠寶股份公司	非必需消費品	0.8%	63,000	80,801	19.7	3.2	571	62%	99,500	54,900
GVR	越南橡膠工業集團	原材料	2.7%	10,800	39,084	5.3	0.8	16,235	6%	13,600	8,102
PDR	Phat Dat 開發房地產股份公司	房地產	2.6%	22,600	55,454	16.5	1.9	1,271	0%	31,300	22,300
TPB	Tien Phong 股份商業銀行	金融	2.9%	32,000	47,972	23.8	2.1	26,487	#VALUE!	37,000	17,000
SAB	西貢啤酒 - 酒精 - 飲料股份公司	必需消費品	4.4%	27,100	51,089	7.1	1.2	17,938	23%	33,700	21,250
SSI	SSI 西貢證券股份公司	金融	6.1%	30,550	107,613	6.3	0.9	3,733	22%	36,150	25,400
STB	西貢商信銀行 (sacombank)	金融	1.9%	16,900	37,208	6.8	1.1	5,633	30%	20,100	14,764
TCB	越南技商股份銀行 (Techcombank)	金融	4.5%	84,400	471,719	14.0	3.0	1,077	23%	93,700	66,469
VCB	越南外商貿易股份銀行	金融	4.6%	40,300	175,481	4.2	1.0	6,660	23%	66,200	36,750
VHM	Vinhomes 股份公司	房地產	2.3%	18,900	47,946	5.5	1.3	4,355	21%	22,000	15,250
VIC	Vingroup 集團股份公司	房地產	4.4%	43,800	167,050	38.6	1.3	6,998	12%	76,600	38,700
VJC	Vietjet 越捷航空股份公司	工業	2.7%	105,300	57,032	#N/A N/A	3.7	969	17%	118,000	92,900
VNM	越南牛奶股份公司	必需消費品	5.0%	68,400	142,953	19.0	4.7	2,334	54%	81,900	65,500
VPB	Viet Nam Thịnh Vương (越南繁榮) 貿易股份銀行	金融	9.2%	19,000	150,745	12.4	1.2	12,218	28%	23,150	16,550
VRE	Vincom Retail 股份公司	房地產	1.8%	22,850	51,922	12.4	1.4	4,265	32%	32,000	21,600

元大證券（越南）公司

個人客戶分析部

Nguyễn Th ệ Minh
研究分析經理
+84 28 3622 6868 ext 3826
minh.nguyen@yuanta.com.vn

Lý Thị Hi ền
研究分析主管
+84 28 3622 6868 ext 3908
hien.ly@yuanta.com.vn

Quách Đức Khánh
研究分析副主管
+84 28 3622 6868 ext 3833
khanh.quach@yuanta.com.vn

Khổng Hữu Hiệp
高級分析專員
+84 28 3622 6868 ext 3912
hiep.khong@yuanta.com.vn

Nguyễn Trịnh Ngọc Hồng
高級分析專員
+84 28 3622 6868 ext 3832
hong.nguyen@yuanta.com.vn

Phạm Tấn Phát
高級分析專員
+84 28 3622 6868 ext 3880
phat.pham@yuanta.com.vn

個人客戶業務部

Phạm Đắc Thành
北部分行經理
+84 28 3622 6868 ext 3416
thanh.pham@yuanta.com.vn

Võ Thị Thu Thủy
平陽分行經理
+84 28 3622 6868 ext 3505
thuy.vo@yuanta.com.vn

Lương Kỳ Ty
堤岸分行經理
+84 28 3622 6868 ext 3653
ty.luong@yuanta.com.vn

Bùi Quốc Phong
同奈分行經理
+84 28 3622 6868 ext 3701
phong.bui@yuanta.com.vn

Võ Đình Tuấn
峴港分行經理
+84 28 3622 6868 ext 3301
tuan.vo@yuanta.com.vn

Nguyễn Việt Quang
河內分行經理
+84 28 3622 6868 ext 3404
quang.nguyen@yuanta.com.vn

Đinh Thị Thu Cúc
頭頓分行經理
+84 28 3622 6868 ext 3203
cuc.dinh@yuanta.com.vn

Appendix A: Important Disclosures

Analyst Certification

Each research analyst primarily responsible for the content of this research report, in whole or in part, certifies that with respect to each security or issuer that the analyst covered in this report: (1) all of the views expressed accurately reflect his or her personal views about those securities or issuers; and (2) no part of his or her compensation was, is, or will be, directly or indirectly, related to the specific recommendations or views expressed by that research analyst in the research report.

Ratings Definitions

BUY: We have a positive outlook on the stock based on our expected absolute or relative return over the investment period. Our thesis is based on our analysis of the company's outlook, financial performance, catalysts, valuation and risk profile. We recommend investors add to their position.

HOLD-Outperform: In our view, the stock's fundamentals are relatively more attractive than peers at the current price. Our thesis is based on our analysis of the company's outlook, financial performance, catalysts, valuation and risk profile.

HOLD-Underperform: In our view, the stock's fundamentals are relatively less attractive than peers at the current price. Our thesis is based on our analysis of the company's outlook, financial performance, catalysts, valuation and risk profile.

SELL: We have a negative outlook on the stock based on our expected absolute or relative return over the investment period. Our thesis is based on our analysis of the company's outlook, financial performance, catalysts, valuation and risk profile. We recommend investors reduce their position.

Under Review: We actively follow the company, although our estimates, rating and target price are under review.

Restricted: The rating and target price have been suspended temporarily to comply with applicable regulations and/or Yuanta policies.

Note: Yuanta research coverage with a Target Price is based on an investment period of 12 months. Greater China Discovery Series coverage does not have a formal 12 months Target Price and the recommendation is based on an investment period specified by the analyst in the report.

Global Disclaimer

© 2020 Yuanta. All rights reserved. The information in this report has been compiled from sources we believe to be reliable, but we do not hold ourselves responsible for its completeness or accuracy. It is not an offer to sell or solicitation of an offer to buy any securities. All opinions and estimates included in this report constitute our judgment as of this date and are subject to change without notice.

This report provides general information only. Neither the information nor any opinion expressed herein constitutes an offer or invitation to make an offer to buy or sell securities or other investments. This material is prepared for general circulation to clients and is not intended to provide tailored investment advice and does not take into account the individual financial situation and objectives of any specific person who may receive this report. Investors should seek financial advice regarding the appropriateness of investing in any securities, investments or investment strategies discussed or recommended in this report. The information contained in this report has been compiled from sources believed to be reliable but no representation or warranty, express or implied, is made as to its accuracy, completeness or correctness. This report is not (and should not be construed as) a solicitation to act as securities broker or dealer in any jurisdiction by any person or company that is not legally permitted to carry on such business in that jurisdiction.

Yuanta research is distributed in the United States only to Major U.S. Institutional Investors (as defined in Rule 15a-6 under the Securities Exchange Act of 1934, as amended and SEC staff interpretations thereof). All transactions by a US person in the securities mentioned in this report must be effected through a registered broker-dealer under Section 15 of the Securities Exchange Act of 1934, as amended. Yuanta research is distributed in Taiwan by Yuanta Securities Investment Consulting. Yuanta research is distributed in Hong Kong by Yuanta Securities (Hong Kong) Co. Limited, which is licensed in Hong Kong by the Securities and Futures Commission for regulated activities, including Type 4 regulated activity (advising on securities). In Hong Kong, this research report may not be redistributed, retransmitted or disclosed, in whole or in part or any form or manner, without the express written consent of Yuanta Securities (Hong Kong) Co. Limited.