

當日市場：上漲勢頭維持至尾盤

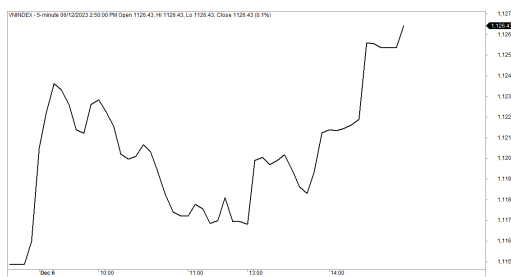
2023/12/07

市場走勢

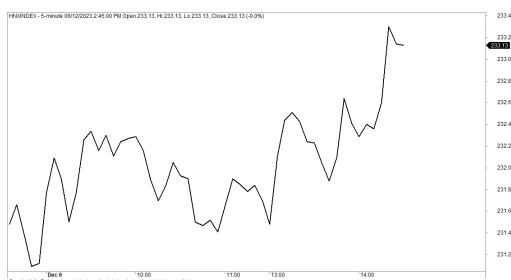
市場指數	VNI	HNI	UPCOM
收盤	1,126.43	233.63	86.31
%日	0.94%	0.99%	0.34%
%週	1.88%	3.10%	1.61%
%月	3.64%	6.24%	2.21%
%年	2.04%	5.17%	17.45%
成交值(Bil.VND)			
當日	18,009	2,115	501
日均量/週	16,146	2,001	626
日均量/月	17,178	2,061	598
外資進出			
買進	1,258.66	40.00	8.14
賣出	1,807.80	47.26	15.64
買賣超	-549.14	-7.26	-7.51
市場漲跌家數			
上漲	260	105	179
下跌	74	62	139
持平	80	165	585
市場指標			
P/E	13.57	20.56	17.67
總市值 (兆盾)	4,497	310	1,056
股息殖利率	0.00%	0.00%	0.00%

資料源: Bloomberg - YSVN

VNINDEX



HNIINDEX



市場走勢

需求一直維持至尾盤，幫助所有指數均收盤上漲。VN-Index 收盤上漲 0.94%，止於 1,126.43 點。HNX-Index 上漲 0.99%，Upcom-Index 上漲 0.34%。3 大市場的交易額均達到 20 兆 6,250 億越南盾。

VN30-Index 收盤上漲 0.8%，交易額超過 6 兆越南盾。BCM (4.27%) 在連續第二個交易日大幅上漲，並持續受到關注。此外，GAS、HPG、MSN、SAB、MWG、VPB、TPB 均上漲超過 1%。相反，VHM (-0.12%) 逆市小幅下跌。

房地產、公共投資和漁業股在當日上漲相當積極，其中 DIG、PDR、ITA、HQC、HHV 等錄得漲幅相當大，而 IDI、DXS、ASM、VHC、CRE 漲停。

外資在當日繼續賣超超過 5,650 億越南盾。VHM (2,440 億)、VND (860 億)、FUEVFVND (760 億) 被拋售最多的股票。相反，VHC (1,040 億)、SSI (270 億)、HPG (250 億) 在買超方面領先。

市場短期觀點

我們認為市場在下一個交易日可能會繼續上漲，VN-Index 可能會重新測試 1,133 點的阻力位。同時，市場仍處於短期調整階段，因此現金流可能會在各類股票之間分化，尤其是我們預期現金流可能主要流入中小型股。此外，短期情緒指標持續上漲，但短期情緒指標仍處於趨勢不明顯的階段。

大盤的短期走勢仍維持中性。因此，我們建議短期投資者可以繼續持有均衡比例的股票，並僅應考慮以低比例買進新股。

請在 <https://ysradar.yuanta.com.vn/> 查看有關股票的信號。



We Create **Fortune**

技術分析圖



指數技術分析圖 VN-Index



指數技術分析圖 HNX-Index

指數	短期趨勢	中期趨勢	阻力區 1	阻力區 2	支撐區 1	支撐區 2
VN-Index	中性	下跌	1253	1300	870	800
HNX-Index	中性	下跌	260	306	189	160
VN30	中性	下跌	1270	1300	980	960
VNMidcaps	中性	下跌	1280	1250	963	900
VNSmallcaps	中性	下跌	1250	1250	804	750



We Create Fortune

胡志明市交易所 (HSX)

	收盤	漲跌%
VNI	1126.43	0.94%
VN30	1109.27	0.80%
VN Mid	1743.52	1.45%
VN Small	1389.32	1.38%

河內交易所 (HSX)

	收盤	漲跌%
HNI	233.63	0.99%
HN30	507.75	1.92%
VNX AllSh	1143.56	1.03%

UPCOM 市場 (UPCoM)

	收盤	漲跌%
UPCoM	86.31	0.34%

外資交易	成交值 (Bil.VND)
買進	1258.66403
賣出	1807.80469
買超/賣超	-549.14066

外資交易	成交值 (Bil.VND)
買進	40.00
賣出	47.26
買超/賣超	-7.26

外資交易	成交值 (Bil.VND)
買進	8.14
賣出	15.64
買超/賣超	-7.51

上漲排名/ 股碼	漲跌(VND)	漲跌%
ASM	640	6.92%
CRE	540	6.92%
DXS	500	6.91%
VHC	4900	6.90%
ELC	1250	6.83%

上漲排名/ 股碼	漲跌(VND)	漲跌%
LIG	400	9.76%
MAC	1100	9.73%
TIG	600	5.61%
LAS	700	5.04%
HUT	1000	4.93%

上漲排名/ 股碼	漲跌(VND)	漲跌%
HSV	0	12.76%
VTK	0	9.51%
HDM	0	6.71%
PXL	0	4.59%
CEN	0	4.51%

下跌排名/ 股碼	漲跌(VND)	漲跌%
ST8	-650	-3.43%
BFC	-650	-2.68%
SBG	-450	-2.39%
SJS	-1100	-1.51%
ILB	-400	-1.40%

下跌排名/ 股碼	漲跌(VND)	漲跌%
PVB	-200	-0.88%
SLS	-1200	-0.79%
PLC	-200	-0.60%
VFS	-100	-0.52%
CMS	-100	-0.50%

下跌排名/ 股碼	漲跌(VND)	漲跌%
VEF	-4839	-3.94%
TCI	-153	-1.12%
BSR	-201	-1.03%
GDA	-225	-0.95%
BOT	-25	-0.81%

*備註：市值>5,000 億盾；成交值>15 億盾

市值排名/ 股碼	Bil.VND
VCB	477,308,394
BID	226,022,862
GAS	181,442,448
VHM	176,351,883
VIC	163,236,442

市值排名/ 股碼	Bil.VND
PVS	19,118,652
HUT	18,117,993
IDC	16,730,996
SHS	15,775,241
THD	13,628,999

市值排名/ 股碼	Bil.VND
ACV	146,746,052
VGI	79,735,678
MCH	62,064,391
BSR	60,348,125
VEA	43,624,504

交易量排名/ 股碼	成交值	30 日均
TCB	36,631,003	9,468,891
HAG	34,573,700	23,614,663
VND	30,761,300	27,793,625
VIX	29,383,800	41,561,071
DXG	24,909,300	22,231,675

交易量排名/ 股碼	成交值	30 日均
CEO	484,512,742,200	18,573,093
SHS	344,550,759,800	33,121,044
HUT	221,503,233,700	5,833,652
EVS	4,062,841,400	769,639
PVS	189,936,554,300	6,216,954

交易量排 名/股碼	成交值	30 日均
BSR	106,341,554,900	7,715,823
SBS	19,886,157,900	2,708,913
C4G	26,853,196,300	1,757,972
VGI	57,308,694,500	1,168,129
CEN	10,464,854,100	991,580

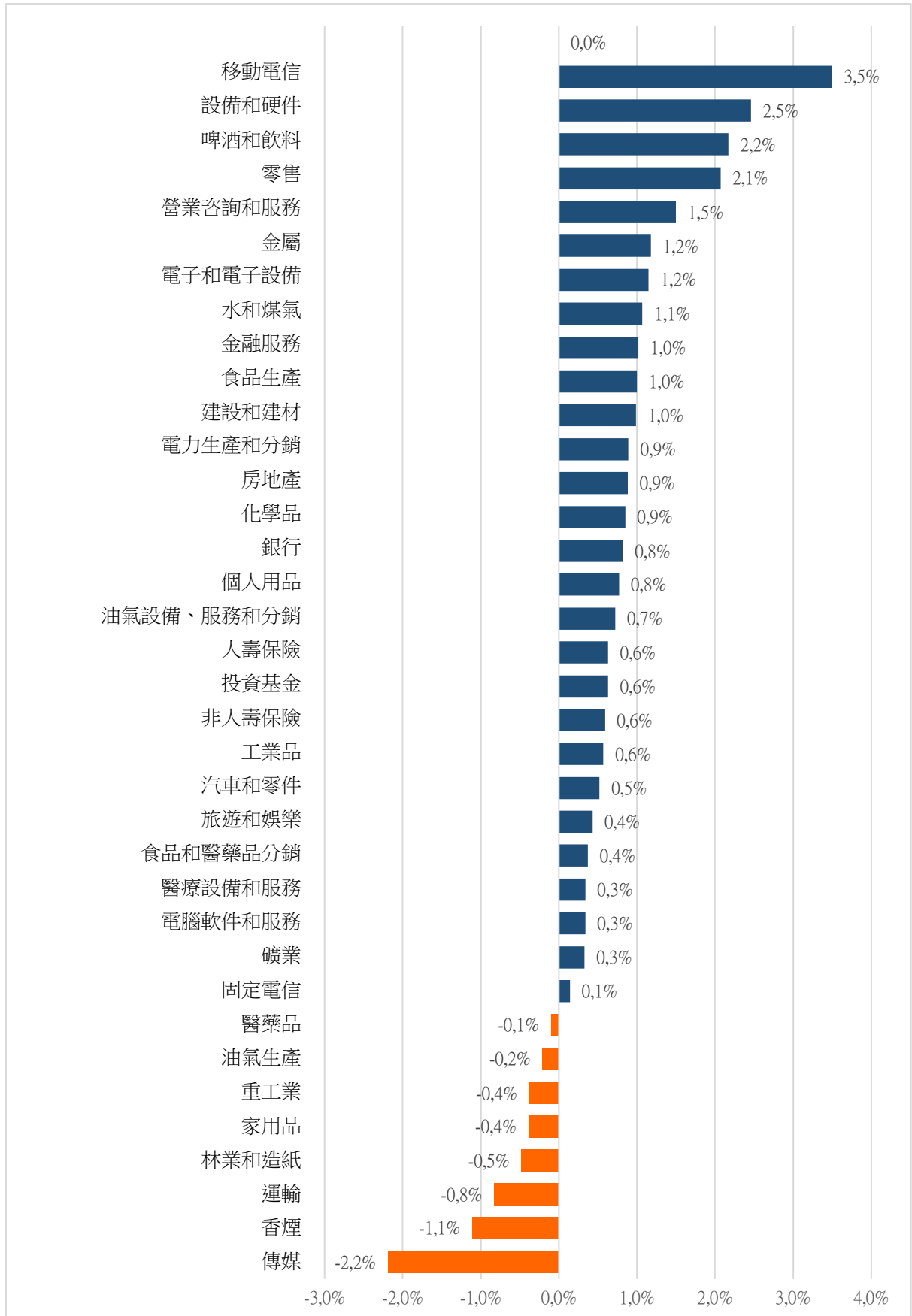
資料源: Bloomberg & Yuanta Research

資料源: Bloomberg & Yuanta Research

資料源: Bloomberg & Yuanta Research

We Create Fortune

各行業板塊的交易走勢



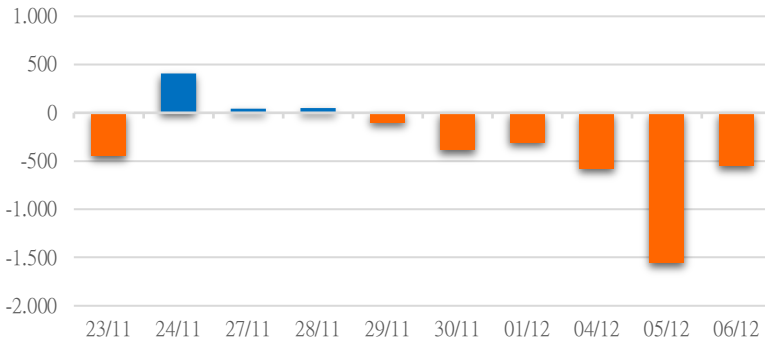
資料源: FiinPro - YSVN



We Create Fortune

外資買進賣統計

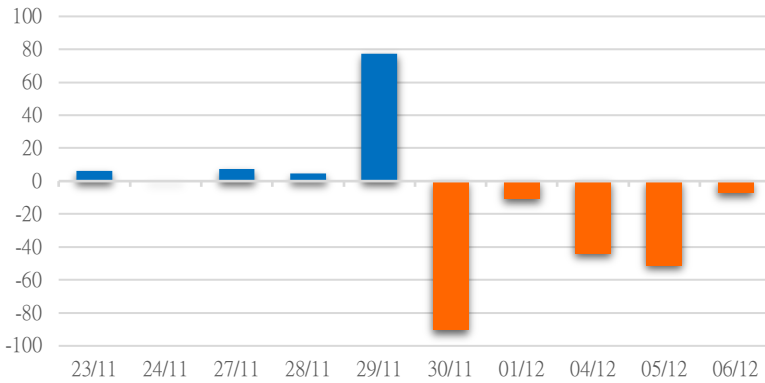
HSX 外資每日買/賣超



證券代碼	買超金額 (Mil.VND)	證券代碼	賣超金額 (Mil.VND)
VHC	103,318	VHM	-244,286
SSI	27,326	VND	-85,748
HPG	25,150	FUEVFNVD	-76,026
DGC	24,540	VNM	-52,066
ASM	16,796	STB	-45,787

HSX 外資買/賣超的前 5 名

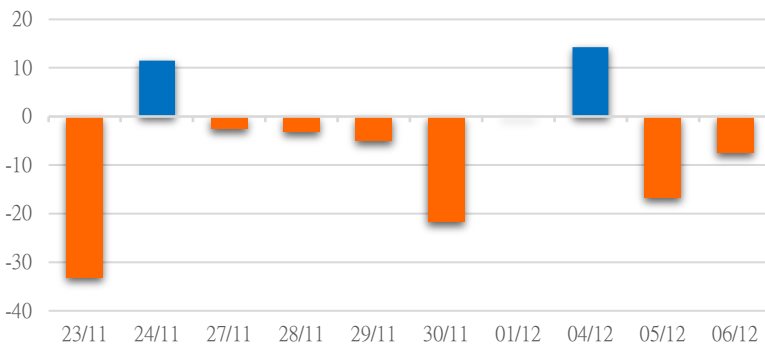
HNX 外資每日買/賣超



證券代碼	買超金額 (Mil.VND)	證券代碼	賣超金額 (Mil.VND)
PVS	19,369	SHS	-14,372
IDC	4,322	CEO	-13,704
VCS	84	TNG	-2,083
EVS	81	DTD	-185
PVG	64	TIG	-180

HNX 外資買/賣超的前 5 名

UPCOM 外資每日買/賣超



證券代碼	買超金額 (Mil.VND)	證券代碼	賣超金額 (Mil.VND)
OIL	2,359	QNS	-4,890
MPC	2,181	LTG	-2,881
VLC	819	VEA	-2,143
MCH	348	ACV	-1,696
MFS	69	IFS	-431

UPCOM 外資買/賣超的前 5 名

源: FiinPro - YSVN



We Create Fortune

自營統計

證券代碼	買超金額 (Mil.VND)	證券代碼	賣超金額 (Mil.VND)
FUEVFNVD	83,734	BCM	32,979
DBC	39,274	MBB	6,580
MWG	28,153	HPG	5,492
HAH	22,433	ACB	5,377
FIR	18,025	OCB	4,851

HSX 自營交易最大前名

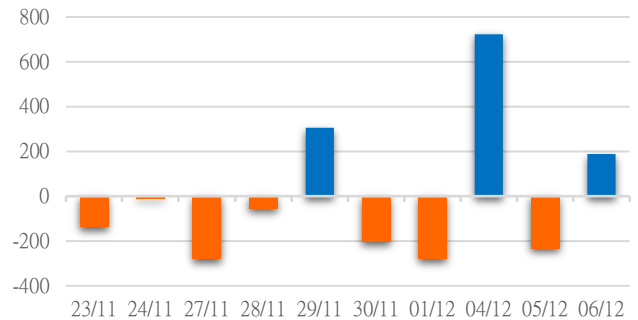
證券代碼	買超金額 (Mil.VND)	證券代碼	賣超金額 (Mil.VND)
TV3	5,464	SHS	980
LAS	1,450	VCS	561
L18	184	IDC	513
NTP	22	HLD	44
		CEO	5

HNX 自營交易最大前名

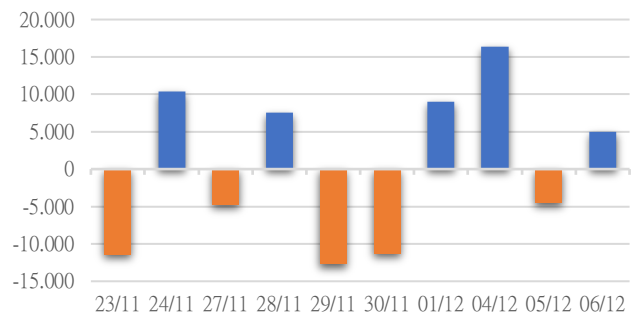
證券代碼	買超金額 (Mil.VND)	證券代碼	賣超金額 (Mil.VND)
ILS	22.78	QTP	4,944
		GDA	237
		MCG	0

UPCoM 自營交易最大前名

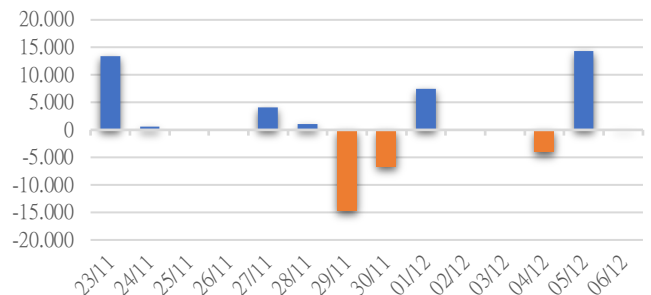
HSX 自營交易每日買/賣超 (BilVND)



HNX 自營交易每日買/賣超 (BilVND)



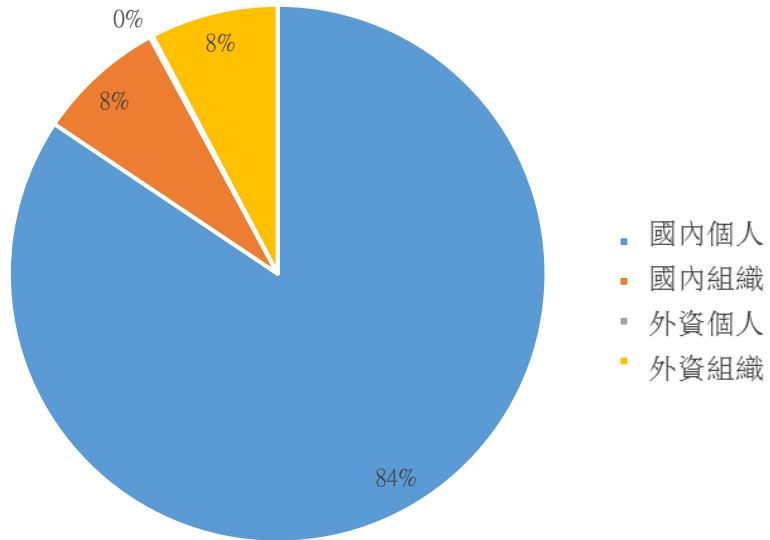
UPCOM自營交易每日買/賣超 (BilVND)





We Create **Fortune**

越南證券市場投資人類別統計

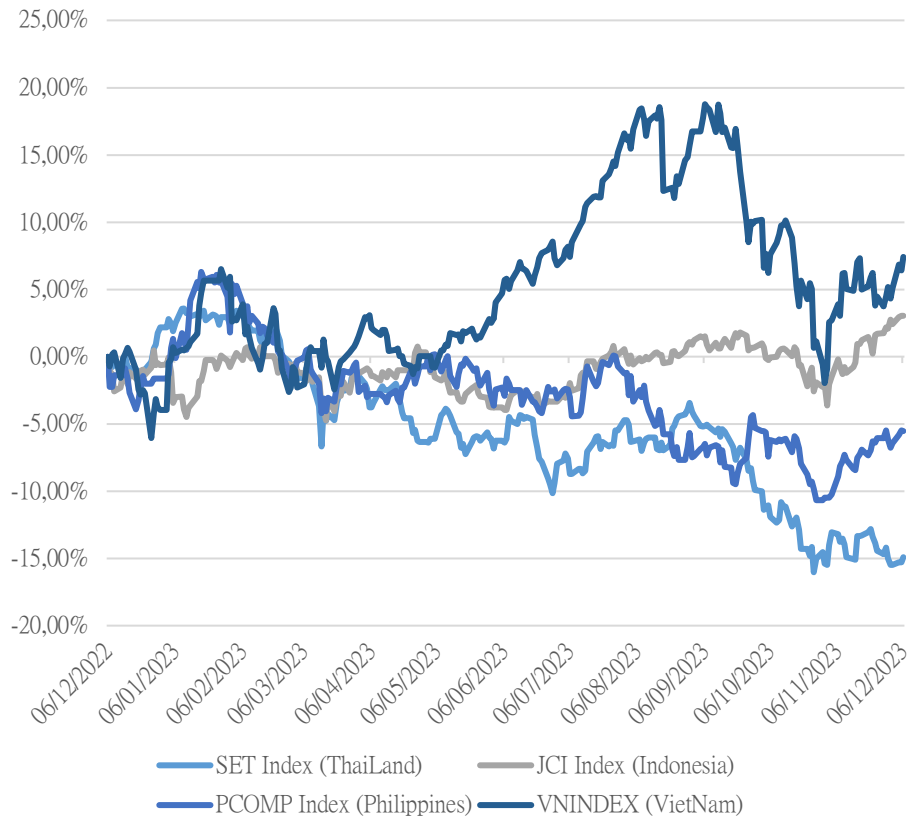


資料源: FiinPro - YSVN



We Create Fortune

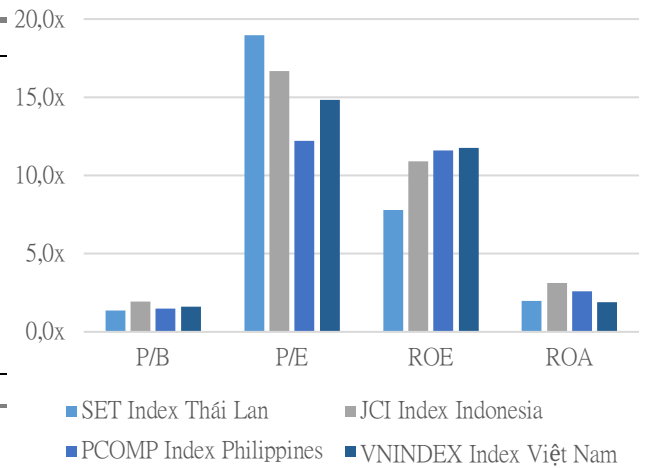
東南亞主要市場走勢比較



東南亞主要市場數據

		Thailand	Indonesia	Philippines	Vietnam
P/B		1.4x	1.9x	1.5x	1.6x
P/E		18.9x	16.7x	12.2x	14.8x
ROE	%	7.79	10.90	11.60	11.76
ROA	%	1.98	3.12	2.58	1.88
Vốn hóa	Tỷ USD	484.22	726.32	158.49	185.18
GTGD	Triệu USD	0.92	0.69	0.05	0.64
LS cổ tức	%	3.22	3.79	2.62	1.80

源: Bloomberg & YSVN



■ SET Index Thái Lan ■ JCI Index Indonesia
■ PCOMP Index Philippines ■ VNINDEX Index Việt Nam



We Create **Fortune**

元大證券（越南）公司

個人客戶分析部

Nguyễn Th ệ Minh
研究分析經理
+84 28 3622 6868 ext 3826
minh.nguyen@yuanta.com.vn

Lý Thị Hi ền
研究分析主管
+84 28 3622 6868 ext 3908
hien.ly@yuanta.com.vn

Quách Đức Khánh
研究分析副主管
+84 28 3622 6868 ext 3833
khanh.quach@yuanta.com.vn

Khổng Hữu Hiệp
高級分析專員
+84 28 3622 6868 ext 3912
hiep.khong@yuanta.com.vn

Nguyễn Trịnh Ngọc Hồng
高級分析專員
+84 28 3622 6868 ext 3832
hong.nguyen@yuanta.com.vn

Phạm Tấn Phát
高級分析專員
+84 28 3622 6868 ext 3880
phat.pham@yuanta.com.vn

個人客戶業務部

Phạm Đắc Thành
北部營業中心經理
+84 28 3622 6868 ext 3416
thanh.pham@yuanta.com.vn

Võ Thị Thu Thủy
平陽分行經理
+84 28 3622 6868 ext 3505
thuy.vo@yuanta.com.vn

Lương Kỳ Ty
堤岸分行經理
+84 28 3622 6868 ext 3653
ty.luong@yuanta.com.vn

Bùi Quốc Phong
同奈分行經理
+84 28 3622 6868 ext 3701
phong.bui@yuanta.com.vn

Võ Đình Tuấn
峴港分行經理
+84 28 3622 6868 ext 3301
tuan.vo@yuanta.com.vn

Nguyễn Việt Quang
河內分行經理
+84 28 3622 6868 ext 3404
quang.nguyen@yuanta.com.vn

Đinh Thị Thu Cúc
頭頓分行經理
+84 28 3622 6868 ext 3203
cuc.dinh@yuanta.com.vn



We Create **Fortune**

Appendix A: Important Disclosures

Analyst Certification

Each research analyst primarily responsible for the content of this research report, in whole or in part, certifies that with respect to each security or issuer that the analyst covered in this report: (1) all of the views expressed accurately reflect his or her personal views about those securities or issuers; and (2) no part of his or her compensation was, is, or will be, directly or indirectly, related to the specific recommendations or views expressed by that research analyst in the research report.

Ratings Definitions

BUY: We have a positive outlook on the stock based on our expected absolute or relative return over the investment period. Our thesis is based on our analysis of the company's outlook, financial performance, catalysts, valuation and risk profile. We recommend investors add to their position.

HOLD-Outperform: In our view, the stock's fundamentals are relatively more attractive than peers at the current price. Our thesis is based on our analysis of the company's outlook, financial performance, catalysts, valuation and risk profile.

HOLD-Underperform: In our view, the stock's fundamentals are relatively less attractive than peers at the current price. Our thesis is based on our analysis of the company's outlook, financial performance, catalysts, valuation and risk profile.

SELL: We have a negative outlook on the stock based on our expected absolute or relative return over the investment period. Our thesis is based on our analysis of the company's outlook, financial performance, catalysts, valuation and risk profile. We recommend investors reduce their position.

Under Review: We actively follow the company, although our estimates, rating and target price are under review.

Restricted: The rating and target price have been suspended temporarily to comply with applicable regulations and/or Yuanta policies.

Note: Yuanta research coverage with a Target Price is based on an investment period of 12 months. Greater China Discovery Series coverage does not have a formal 12 month Target Price and the recommendation is based on an investment period specified by the analyst in the report.

Global Disclaimer

© 2018 Yuanta. All rights reserved. The information in this report has been compiled from sources we believe to be reliable, but we do not hold ourselves responsible for its completeness or accuracy. It is not an offer to sell or solicitation of an offer to buy any securities. All opinions and estimates included in this report constitute our judgment as of this date and are subject to change without notice.

This report provides general information only. Neither the information nor any opinion expressed herein constitutes an offer or invitation to make an offer to buy or sell securities or other investments. This material is prepared for general circulation to clients and is not intended to provide tailored investment advice and does not take into account the individual financial situation and objectives of any specific person who may receive this report. Investors should seek financial advice regarding the appropriateness of investing in any securities, investments or investment strategies discussed or recommended in this report. The information contained in this report has been compiled from sources believed to be reliable but no representation or warranty, express or implied, is made as to its accuracy, completeness or correctness. This report is not (and should not be construed as) a solicitation to act as securities broker or dealer in any jurisdiction by any person or company that is not legally permitted to carry on such business in that jurisdiction.

Yuanta research is distributed in the United States only to Major U.S. Institutional Investors (as defined in Rule 15a-6 under the Securities Exchange Act of 1934, as amended and SEC staff interpretations thereof). All transactions by a US person in the securities mentioned in this report must be effected through a registered broker-dealer under Section 15 of the Securities Exchange Act of 1934, as amended. Yuanta research is distributed in Taiwan by Yuanta Securities Investment Consulting. Yuanta research is distributed in Hong Kong by Yuanta Securities (Hong Kong) Co. Limited, which is licensed in Hong Kong by the Securities and Futures Commission for regulated activities, including Type 4 regulated activity (advising on securities). In Hong Kong, this research report may not be redistributed, retransmitted or disclosed, in whole or in part or and any form or manner, without the express written