

當日市場：市場再次上漲

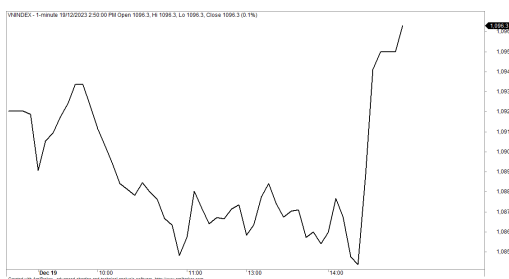
2023/12/20

市場走勢

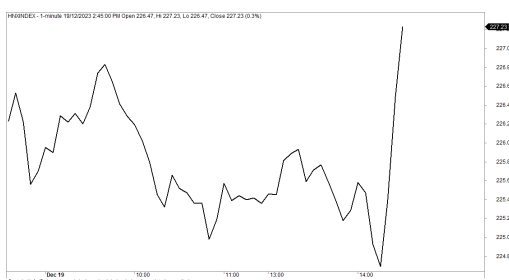
市場指數	VNI	HNI	UPCOM
收盤	1,096.30	227.27	85.10
%日	0.40%	0.68%	0.25%
%週	-2.99%	-2.44%	-0.70%
%月	-0.85%	-0.36%	-1.33%
%年	3.74%	5.98%	17.58%
成交值(Bil.VND)			
當日	12,779	1,708	605
日均量/週	15,517	1,696	505
日均量/月	16,845	1,989	562
外資進出			
買進	1,114.00	20.13	20.24
賣出	1,567.30	18.75	20.25
買賣超	-453.30	1.38	-0.01
市場漲跌家數			
上漲	182	89	122
下跌	128	68	161
持平	104	174	620
市場指標			
P/E	13.22	19.96	17.28
總市值 (兆盾)	4,379	300	1,037
股息殖利率	0.00%	0.00%	0.00%

資料源: Bloomberg - YSVN

VNINDEX



HNIINDEX



市場走勢

在市場的大部分時間處於震盪的階段後，巨大的購買壓力幫助指數逆轉上漲。VN-Index 收盤上漲 0.4%，止於 1096.3 點。HNX-Index 上漲 0.68%，Upcom-Index 上漲 0.25%。3 大市場的交易額均達到 15 兆 930 億越南盾。

銀行股再次表現積極，ACB (1.1%) 是該板塊中最活躍的股票，並進入連續第三周上漲。此外，HDB、CTG 和 STB 均上漲超過 1%。該指數的漲幅也得益於 SAB (1.14%)、HPG (2.26%)、MWG (2.65%) 等支柱股。相反，GAS、VHM 和 MSN 處於不太積極的走勢。

HAG、HQC、ITA 等近期大幅上漲的小型股出現獲利的壓力，導致該板塊在當日跌停。在行業板塊方面，鋼鐵、證券和油氣股表現最活躍。此外，水務股也受到關注，如 TDW 和 CLW 漲停。

外資賣超超過 4,640 億越南盾，其中 EIB (1,710 億)、VNM (940 億)、SSI (920 億) 被拋售最多的股票。相反，FUEVFNVD (1,430 億)、DGC (490 億)、VRE (160 億) 在買超方面領先。

市場短期觀點

我們認為市場可能會在下一個交易日繼續復甦，VN-Index 可能會在未來的幾個交易日測試 1,110 點的阻力位。同時，我們評估短期現金流可能會在各類股票之間分化，其中現金流有回歸大中型股的跡象。此外，短期情緒指標持續小幅下跌，顯示投資者對當前市場走勢仍持悲觀態度。

大盤的短期走勢仍維持中性。因此，我們建議短期投資者可以保持均衡的股票比例，並在此期間暫時不宜買進新股。在此期間，短期投資者應關注每檔股票的走勢。

請在 <https://ysradar.yuanta.com.vn/> 查看有關股票的信號。



We Create Fortune

技術分析圖



指數技術分析圖 VN-Index



指數技術分析圖 HNX-Index

指數	短期趨勢	中期趨勢	阻力區 1	阻力區 2	支撐區 1	支撐區 2
VN-Index	中性	中性	1253	1300	870	800
HNX-Index	中性	下跌	260	306	189	160
VN30	中性	下跌	1270	1300	980	960
VNMidcaps	中性	上漲	1280	1250	963	900
VNSmallcaps	中性	上漲	1250	1250	804	750



We Create Fortune

胡志明市交易所 (HSX)

	收盤	漲跌%
VNI	1096.3	0.40%
VN30	1091.87	0.66%
VN Mid	1674.44	0.58%
VN Small	1345.17	0.23%

河內交易所 (HSX)

	收盤	漲跌%
HNI	227.27	0.68%
HN30	487.63	1.21%
VNX AllSh	1116.4	0.61%

UPCOM 市場 (UPCoM)

	收盤	漲跌%
UPCoM	85.1	0.25%

外資交易	成交值 (Bil.VND)
買進	1113.99995
賣出	1567.30053
買超/賣超	-453.300582

外資交易	成交值 (Bil.VND)
買進	20.13
賣出	18.75
買超/賣超	1.38

外資交易	成交值 (Bil.VND)
買進	20.24
賣出	20.25
買超/賣超	-0.01

上漲排名/股碼	漲跌(VND)	漲跌%
NKG	1250	5.49%
HNG	180	4.65%
HSG	750	3.61%
BFC	700	3.04%
HDB	550	2.99%

上漲排名/股碼	漲跌(VND)	漲跌%
MST	400	7.55%
NRC	200	4.44%
VC2	400	4.04%
IPA	500	3.33%
VGS	700	3.14%

上漲排名/股碼	漲跌(VND)	漲跌%
BCR	0	9.06%
DWS	0	2.46%
AFX	0	1.17%
SBS	0	0.94%
CEN	0	0.74%

下跌排名/股碼	漲跌(VND)	漲跌%
HQC	-320	-6.97%
ITA	-500	-6.93%
HAG	-900	-6.77%
YEG	-550	-4.64%
TDP	-1000	-3.34%

下跌排名/股碼	漲跌(VND)	漲跌%
TIG	-1000	-7.69%
CMS	-1000	-4.74%
MAC	-600	-3.85%
LAS	-500	-3.50%
C69	-200	-2.82%

下跌排名/股碼	漲跌(VND)	漲跌%
NCG	-931	-6.17%
BIG	-399	-4.69%
PAT	-2920	-3.09%
VHG	-86	-3.07%
DSC	-403	-2.06%

*備註：市值>5,000 億盾；成交值>15 億盾

市值排名/股碼	Bil.VND
VCB	453,834,210
BID	234,857,959
GAS	172,255,489
VHM	171,997,516
VIC	164,762,016

市值排名/股碼	Bil.VND
PVS	18,114,922
HUT	17,314,732
IDC	16,664,996
SHS	15,287,347
THD	13,436,499

市值排名/股碼	Bil.VND
ACV	138,332,139
VGI	75,593,051
MCH	61,523,398
BSR	56,686,434
VEA	44,191,902

交易量排名/股碼	成交值	30 日均
EIB	28,131,879	19,577,172
HAG	27,191,000	26,772,905
HPG	21,348,200	26,843,554
VND	18,517,000	29,802,678
STB	18,410,900	16,561,528

交易量排名/股碼	成交值	30 日均
SHS	354,259,571,600	26,300,773
CEO	225,786,051,200	16,904,586
HUT	80,330,681,300	7,547,773
TIG	95,477,435,100	2,983,888
MST	30,997,896,700	1,337,797

交易量排名/股碼	成交值	30 日均
DVN	148,180,000	158,043
BSR	54,930,702,200	6,458,721
ABB	21,523,775,000	561,679
C4G	9,397,447,900	1,649,389
AFX	450,840,000	293,674

資料源: Bloomberg & Yuanta Research

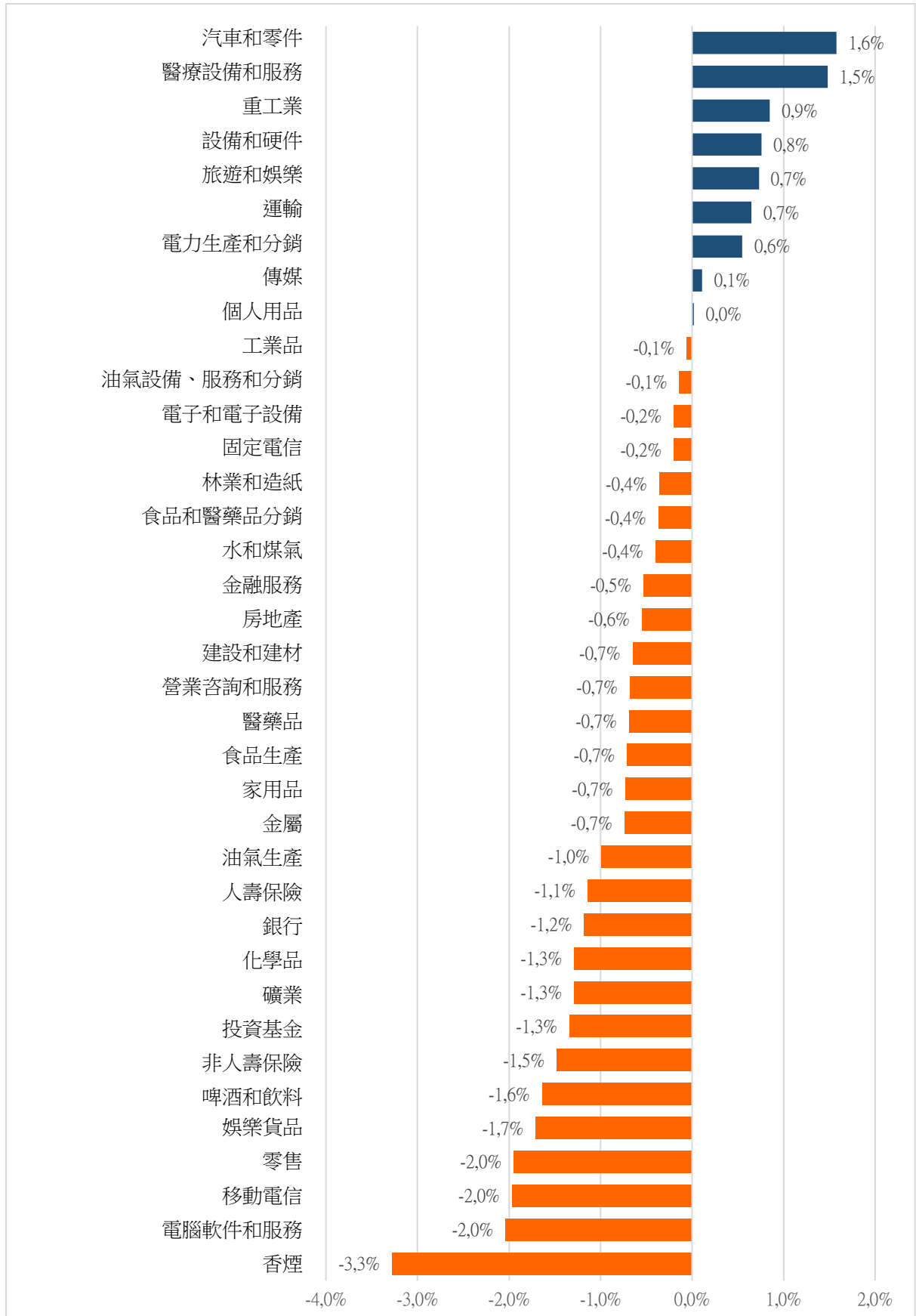
資料源: Bloomberg & Yuanta Research

資料源: Bloomberg & Yuanta Research



We Create Fortune

各行業板塊的交易走勢



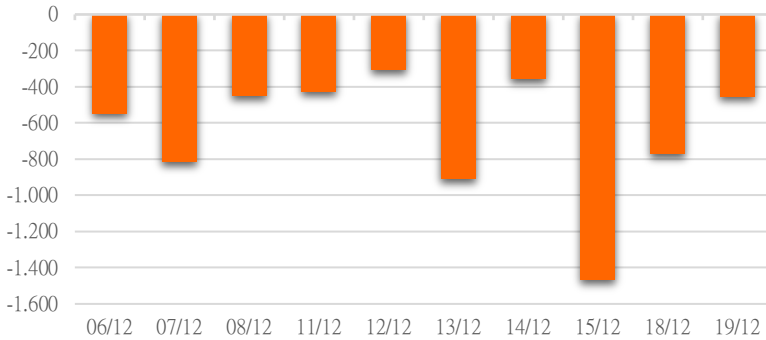
資料源: FiinPro - YSVN



We Create Fortune

外資買進賣統計

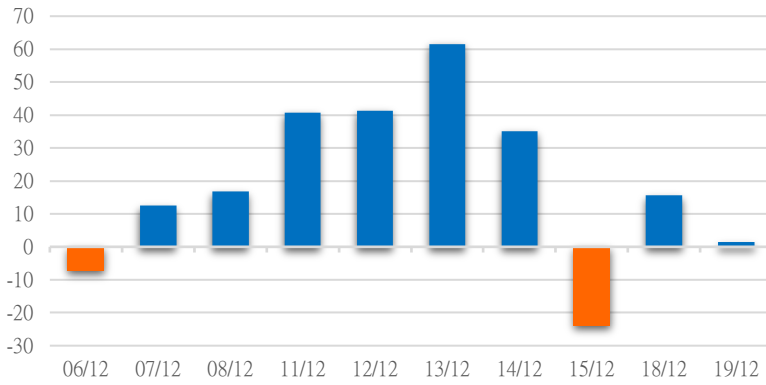
HSX 外資每日買/賣超



證券代碼	買超金額 (Mil.VND)	證券代碼	賣超金額 (Mil.VND)
FUEVFNVD	143,267	EIB	-162,276
DGC	52,515	VNM	-93,470
VRE	16,254	SSI	-91,539
HDB	12,611	HCM	-57,234
MWG	10,955	STB	-56,417

HSX 外資買/賣超的前 5 名

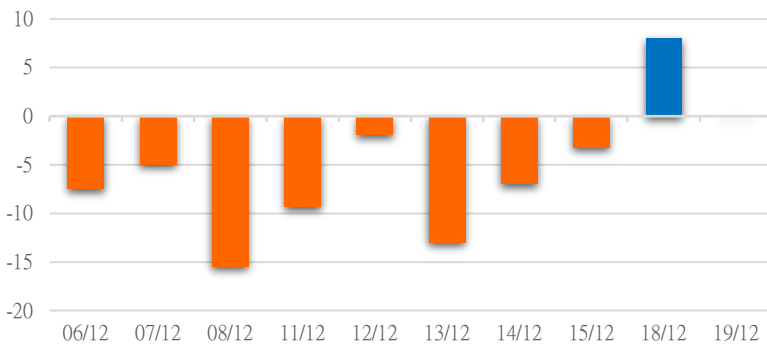
HNX 外資每日買/賣超



證券代碼	買超金額 (Mil.VND)	證券代碼	賣超金額 (Mil.VND)
IDC	16,171	PVS	-11,417
TNG	692	SHS	-3,510
TIG	417	BVS	-615
PVI	275	EID	-274
VCS	125	NVB	-191

HNX 外資買/賣超的前 5 名

UPCOM 外資每日買/賣超



證券代碼	買超金額 (Mil.VND)	證券代碼	賣超金額 (Mil.VND)
VEA	6,569	QNS	-3,730
MML	628	ACV	-3,687
LTG	250	VET	-224
MCH	242	IFS	-140
MPC	146	GDA	-132

UPCOM 外資買/賣超的前 5 名

源: FiinPro - YSVN



We Create **Fortune**

自營統計

證券代碼	買超金額 (Mil.VND)	證券代碼	賣超金額 (Mil.VND)
EIB	74,946	MSN	92,993
HAH	14,490	STB	11,504
NKG	8,072	TCB	8,549
HPG	6,953	ACB	7,003
HSG	4,950	VIC	5,599

HSX 自營交易最大前名

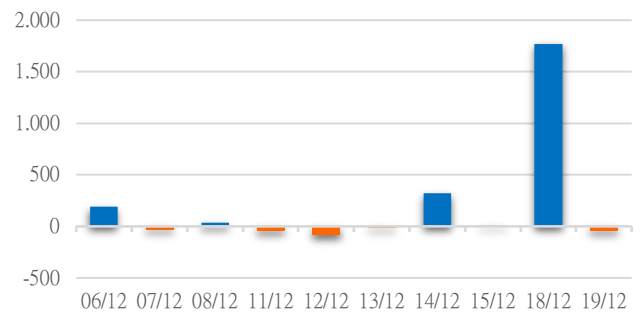
證券代碼	買超金額 (Mil.VND)	證券代碼	賣超金額 (Mil.VND)
SHS	180,000	HHC	11
GKM	7,826		

HNX 自營交易最大前名

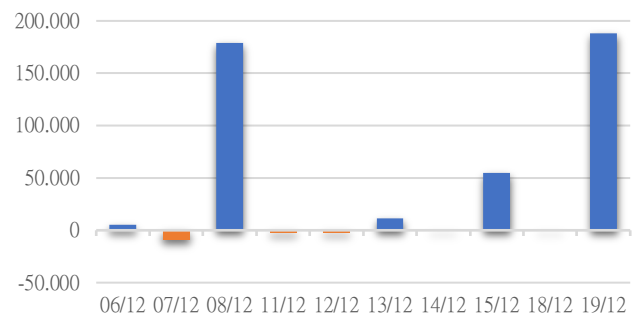
證券代碼	買超金額 (Mil.VND)	證券代碼	賣超金額 (Mil.VND)
QNS	2,212.95	DVN	210,268
		ACV	3,172
		BSR	919
		GDA	233

UPCoM 自營交易最大前名

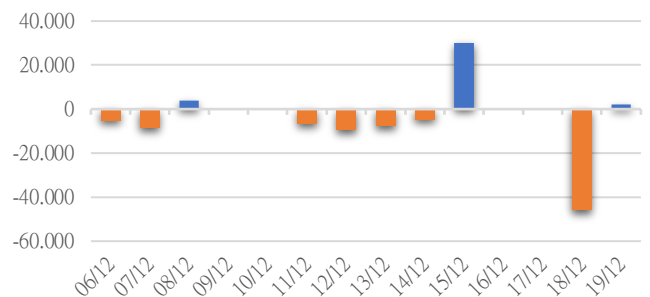
HSX 自營交易每日買/賣超 (BiVND)



HNX 自營交易每日買/賣超 (BiVND)



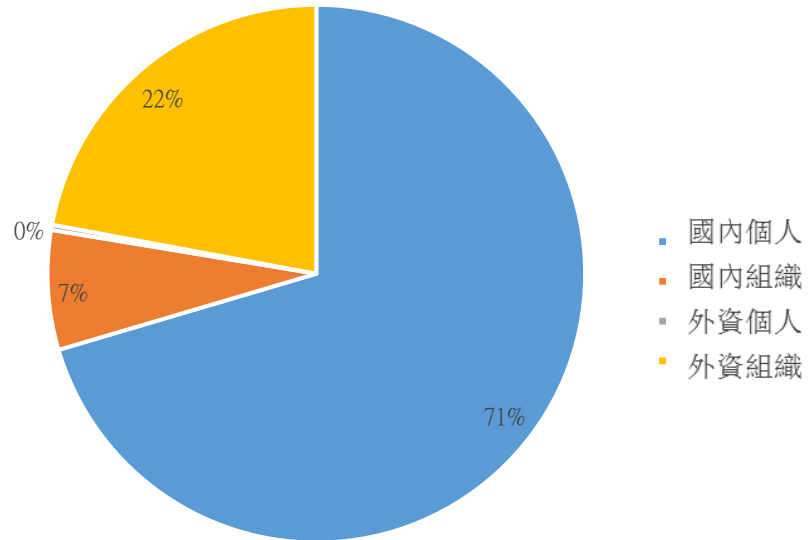
UPCOM 自營交易每日買/賣超 (BiVND)





We Create **Fortune**

越南證券市場投資人類別統計



資料源: FiinPro - YSVN



We Create Fortune

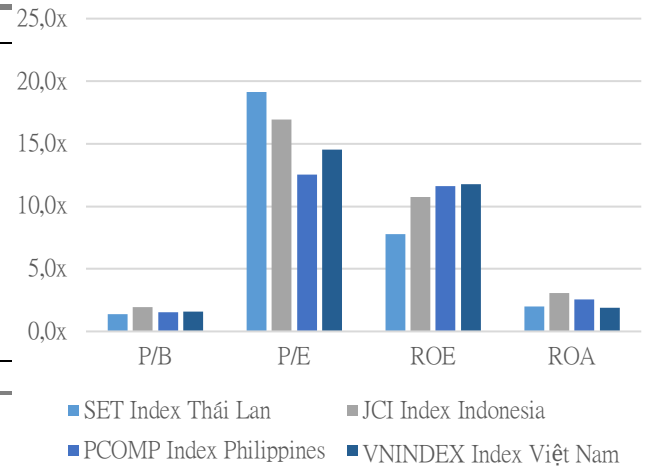
東南亞主要市場走勢比較



東南亞主要市場數據

	Thailand	Indonesia	Philippines	Vietnam
P/B	1.4x	2.0x	1.5x	1.6x
P/E	19.1x	16.9x	12.5x	14.5x
ROE	% 7.78	10.77	11.60	11.76
ROA	% 1.98	3.09	2.58	1.88
Vốn hóa	Tỷ USD 488.93	738.35	159.88	180.76
GTGD	Triệu USD 0.81	0.72	0.08	0.42
LS cổ tức	% 3.27	3.69	2.56	1.84

源: Bloomberg & YSVN





We Create **Fortune**

元大證券（越南）公司

個人客戶分析部

Nguyễn Th ệ Minh
研究分析經理
+84 28 3622 6868 ext 3826
minh.nguyen@yuanta.com.vn

Lý Thị Hi ền
研究分析主管
+84 28 3622 6868 ext 3908
hien.ly@yuanta.com.vn

Quách Đức Khánh
研究分析副主管
+84 28 3622 6868 ext 3833
khanh.quach@yuanta.com.vn

Khổng Hữu Hiệp
高級分析專員
+84 28 3622 6868 ext 3912
hiep.khong@yuanta.com.vn

Nguyễn Trịnh Ngọc Hồng
高級分析專員
+84 28 3622 6868 ext 3832
hong.nguyen@yuanta.com.vn

Phạm Tấn Phát
高級分析專員
+84 28 3622 6868 ext 3880
phat.pham@yuanta.com.vn

個人客戶業務部

Phạm Đắc Thành
北部營業中心經理
+84 28 3622 6868 ext 3416
thanh.pham@yuanta.com.vn

Võ Thị Thu Thủy
平陽分行經理
+84 28 3622 6868 ext 3505
thuy.vo@yuanta.com.vn

Lương Kỳ Ty
堤岸分行經理
+84 28 3622 6868 ext 3653
ty.luong@yuanta.com.vn

Bùi Quốc Phong
同奈分行經理
+84 28 3622 6868 ext 3701
phong.bui@yuanta.com.vn

Võ Đình Tuấn
峴港分行經理
+84 28 3622 6868 ext 3301
tuan.vo@yuanta.com.vn

Nguyễn Việt Quang
河內分行經理
+84 28 3622 6868 ext 3404
quang.nguyen@yuanta.com.vn

Đinh Thị Thu Cúc
頭頓分行經理
+84 28 3622 6868 ext 3203
cuc.dinh@yuanta.com.vn



We Create **Fortune**

Appendix A: Important Disclosures

Analyst Certification

Each research analyst primarily responsible for the content of this research report, in whole or in part, certifies that with respect to each security or issuer that the analyst covered in this report: (1) all of the views expressed accurately reflect his or her personal views about those securities or issuers; and (2) no part of his or her compensation was, is, or will be, directly or indirectly, related to the specific recommendations or views expressed by that research analyst in the research report.

Ratings Definitions

BUY: We have a positive outlook on the stock based on our expected absolute or relative return over the investment period. Our thesis is based on our analysis of the company's outlook, financial performance, catalysts, valuation and risk profile. We recommend investors add to their position.

HOLD-Outperform: In our view, the stock's fundamentals are relatively more attractive than peers at the current price. Our thesis is based on our analysis of the company's outlook, financial performance, catalysts, valuation and risk profile.

HOLD-Underperform: In our view, the stock's fundamentals are relatively less attractive than peers at the current price. Our thesis is based on our analysis of the company's outlook, financial performance, catalysts, valuation and risk profile.

SELL: We have a negative outlook on the stock based on our expected absolute or relative return over the investment period. Our thesis is based on our analysis of the company's outlook, financial performance, catalysts, valuation and risk profile. We recommend investors reduce their position.

Under Review: We actively follow the company, although our estimates, rating and target price are under review.

Restricted: The rating and target price have been suspended temporarily to comply with applicable regulations and/or Yuanta policies.

Note: Yuanta research coverage with a Target Price is based on an investment period of 12 months. Greater China Discovery Series coverage does not have a formal 12 month Target Price and the recommendation is based on an investment period specified by the analyst in the report.

Global Disclaimer

© 2018 Yuanta. All rights reserved. The information in this report has been compiled from sources we believe to be reliable, but we do not hold ourselves responsible for its completeness or accuracy. It is not an offer to sell or solicitation of an offer to buy any securities. All opinions and estimates included in this report constitute our judgment as of this date and are subject to change without notice.

This report provides general information only. Neither the information nor any opinion expressed herein constitutes an offer or invitation to make an offer to buy or sell securities or other investments. This material is prepared for general circulation to clients and is not intended to provide tailored investment advice and does not take into account the individual financial situation and objectives of any specific person who may receive this report. Investors should seek financial advice regarding the appropriateness of investing in any securities, investments or investment strategies discussed or recommended in this report. The information contained in this report has been compiled from sources believed to be reliable but no representation or warranty, express or implied, is made as to its accuracy, completeness or correctness. This report is not (and should not be construed as) a solicitation to act as securities broker or dealer in any jurisdiction by any person or company that is not legally permitted to carry on such business in that jurisdiction.

Yuanta research is distributed in the United States only to Major U.S. Institutional Investors (as defined in Rule 15a-6 under the Securities Exchange Act of 1934, as amended and SEC staff interpretations thereof). All transactions by a US person in the securities mentioned in this report must be effected through a registered broker-dealer under Section 15 of the Securities Exchange Act of 1934, as amended. Yuanta research is distributed in Taiwan by Yuanta Securities Investment Consulting. Yuanta research is distributed in Hong Kong by Yuanta Securities (Hong Kong) Co. Limited, which is licensed in Hong Kong by the Securities and Futures Commission for regulated activities, including Type 4 regulated activity (advising on securities). In Hong Kong, this research report may not be redistributed, retransmitted or disclosed, in whole or in part or and any form or manner, without the express written