

當日市場：市場在尾盤處於強勁震盪的階段

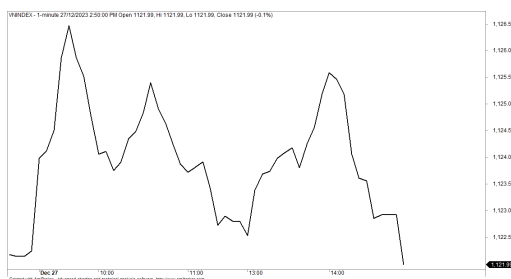
2023/12/28

市場走勢

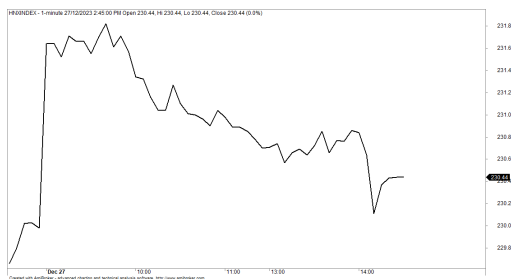
市場指數	VNI	HNI	UPCOM
收盤	1,121.99	230.60	86.46
%日	-0.02%	-0.29%	0.25%
%週	1.93%	1.07%	1.15%
%月	3.12%	3.00%	2.32%
%年	11.69%	13.52%	22.60%
成交值(Bil.VND)			
當日	19,312	1,223	912
日均量/週	14,532	1,276	808
日均量/月	15,855	1,756	630
外資進出			
買進	940.05	14.67	41.46
賣出	828.90	19.09	47.80
買賣超	111.15	-4.42	-6.34
市場漲跌家數			
上漲	157	81	176
下跌	159	75	136
持平	98	174	591
市場指標			
P/E	13.53	19.38	17.60
總市值 (兆盾)	4,483	304	1,056
股息殖利率	0.00%	0.00%	0.00%

資料源: Bloomberg - YSVN

VNINDEX



HNIINDEX



市場走勢

短期獲利壓力逐漸加大，導致漲勢在前兩個交易日強勁後走弱。VN-Index 收盤反轉小幅下跌 0.02%，止於 1121.99 點，HNX-Index 下跌 0.29%，Upcom-Index 上漲 0.25%。3 大市場的交易額均達到 21 兆 4,470 億越南盾。

VN30-Index 收盤時仍保持漲幅，上漲股和下跌股數量平衡。TPB (2.06%)、MSN (1.21%)、BCM (0.48%) 等是錄得漲幅最大的藍籌股。相反，FPT、GVR、SSB、STB、VRE 等收盤下跌。

多檔房地產股出現調整，如 HDG (-3.83%)、DXG (-1.05%)、NLG (-1.33%)。相反，HBC (4.23%) 收到河內價值 4 兆越南盾的社會住宅建設合約訊息。此外，HNG 在當日漲停也引起關注。

外資反轉買超 1,030 億越南盾，其中 HCM (560 億)、TPB (420 億)、MSN (300 億) 在買超方面領先。相反，VNM (350 億)、HDG (220 億)、GMD (210 億) 被拋售最多的股票。

市場短期觀點

我們認為市場在下一個交易日可能會持續調整。同時，各類股票也出現分化的跡象，大型股有進入積極劇烈波動期的跡象，短期上漲趨勢在未來幾個交易日可能會更加明顯，中小型股仍處於短期調整階段，因此這兩檔股票的波動幅度在未來的幾個交易日可能會較小。此外，情緒指標持續上漲，顯示投資者對當前市場走勢更加樂觀。

大盤的短期走勢仍維持上漲。因此，我們建議短期投資者可以利用調整期的機會以增加投資組合中的股票比例。

請在 <https://ysradar.yuanta.com.vn/> 查看有關股票的信號。



We Create Fortune

技術分析圖



指數技術分析圖 VN-Index



指數技術分析圖 HNX-Index

指數	短期趨勢	中期趨勢	阻力區 1	阻力區 2	支撐區 1	支撐區 2
VN-Index	上漲	中性	1253	1300	870	800
HNX-Index	上漲	下跌	260	306	189	160
VN30	上漲	下跌	1270	1300	980	960
VNMidcaps	上漲	上漲	1280	1250	963	900
VNSmallcaps	上漲	上漲	1250	1250	804	750

We Create Fortune

胡志明市交易所 (HSX)

	收盤	漲跌%
VNI	1121.99	-0.02%
VN30	1115.94	0.04%
VN Mid	1718.71	0.01%
VN Small	1366.77	0.08%

河內交易所 (HSX)

	收盤	漲跌%
HNI	230.6	-0.29%
HN30	493.88	-0.30%
VNX AllSh	1141.94	0.03%

UPCOM 市場 (UPCoM)

	收盤	漲跌%
UPCoM	86.46	0.25%

外資交易	成交值 (Bil.VND)
買進	940.04974
賣出	828.904465
買超/賣超	111.145274

外資交易	成交值 (Bil.VND)
買進	14.67
賣出	19.09
買超/賣超	-4.42

外資交易	成交值 (Bil.VND)
買進	41.46
賣出	47.80
買超/賣超	-6.34

上漲排名/股碼	漲跌(VND)	漲跌%
HNG	280	7.00%
TNH	1000	4.89%
HBC	330	4.23%
DCL	1000	4.20%
MHC	370	4.06%

上漲排名/股碼	漲跌(VND)	漲跌%
HTP	1600	8.47%
TKG	600	8.45%
CMS	900	4.79%
TDT	300	4.23%
TVD	500	3.60%

上漲排名/股碼	漲跌(VND)	漲跌%
PRT	146997800	11.44%
DGT	38647000	11.31%
DSC	204836525	3.81%
HAF	7104900	3.18%
HSV	7867806	2.98%

下跌排名/股碼	漲跌(VND)	漲跌%
HDG	-1100	-3.83%
POM	-160	-3.08%
HSL	-250	-2.40%
PC1	-550	-1.91%
PSH	-200	-1.90%

下跌排名/股碼	漲跌(VND)	漲跌%
NVB	-500	-4.42%
DTD	-900	-3.52%
SDT	-100	-2.44%
PLC	-600	-1.89%
IPA	-300	-1.88%

下跌排名/股碼	漲跌(VND)	漲跌%
BCA	-475	-6.79%
TTD	-4500	-6.10%
SEA	-1991	-5.59%
BIG	-501	-5.33%
GCF	-749	-4.71%

*備註：市值>5,000 億盾；成交值>15 億盾

市值排名/股碼	Bil.VND
VCB	462,217,847
BID	245,118,744
VHM	182,447,998
GAS	175,241,250
VIC	166,711,644

市值排名/股碼	Bil.VND
PVS	18,497,295
HUT	17,403,983
IDC	17,192,996
SHS	15,287,347
THD	13,667,499

市值排名/股碼	Bil.VND
ACV	140,297,925
VGI	78,408,577
MCH	62,084,454
BSR	57,731,303
VEA	45,330,683

交易量排名/股碼	成交值	30 日均
VHM	96,259,400	8,547,445
EIB	39,790,868	20,650,866
VPB	25,301,300	14,102,124
VIX	22,006,400	28,324,033
VND	21,546,400	24,592,954

交易量排名/股碼	成交值	30 日均
SHS	281,605,461,800	22,492,840
CEO	185,706,541,800	13,137,668
MBS	71,120,335,900	4,221,752
PVS	115,324,481,000	4,709,361
MST	9,739,515,700	1,753,897

交易量排名/股碼	成交值	30 日均
DGT	9,004,057,800	1,497,339
MCM	393,111,100	23,645
KLB	294,984,700	405,381
SEA	3,849,084,800	2,020,041
BSR	39,799,877,400	5,114,493

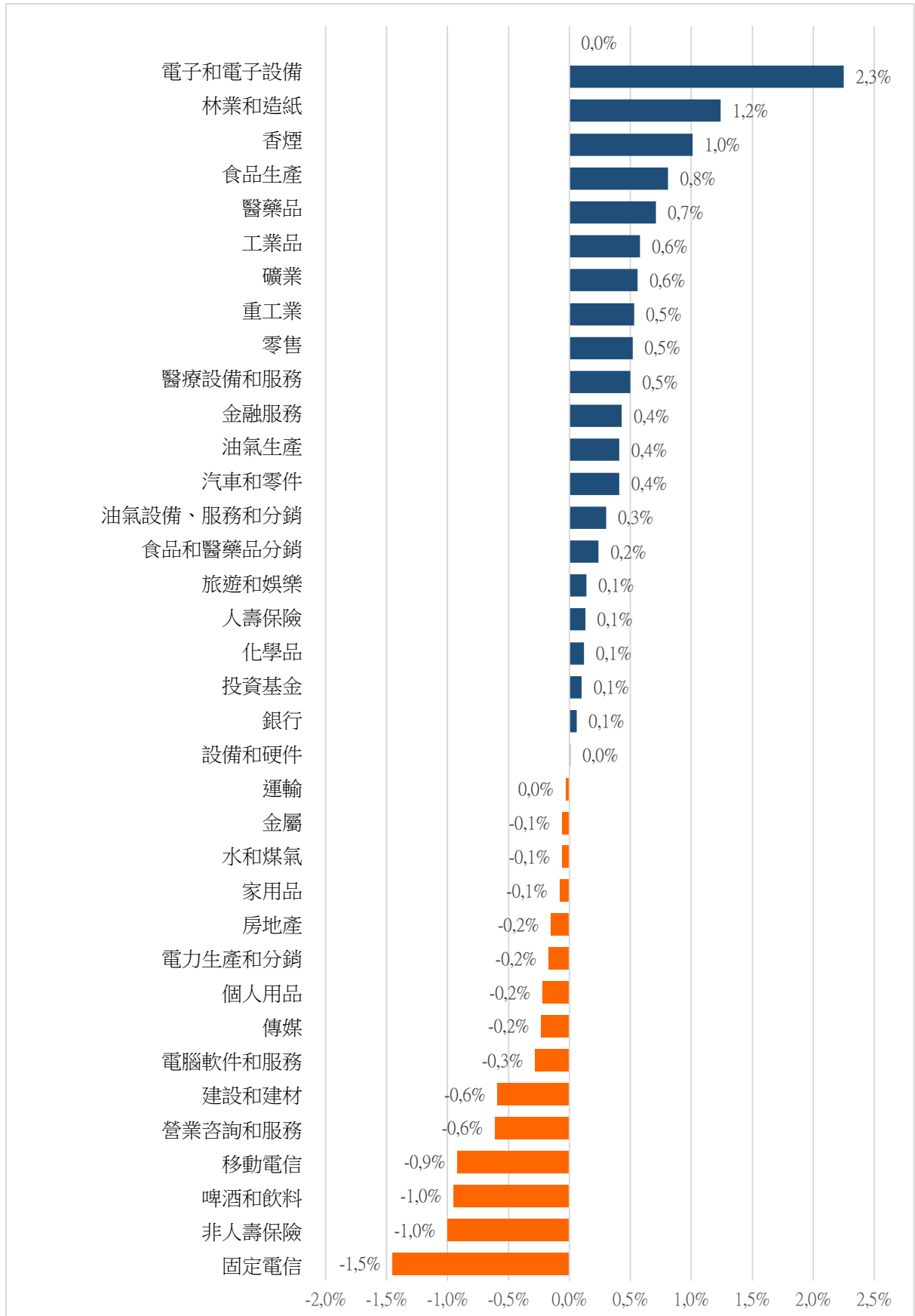
資料源: Bloomberg & Yuanta Research

資料源: Bloomberg & Yuanta Research

資料源: Bloomberg & Yuanta Research

We Create Fortune

各行業板塊的交易走勢



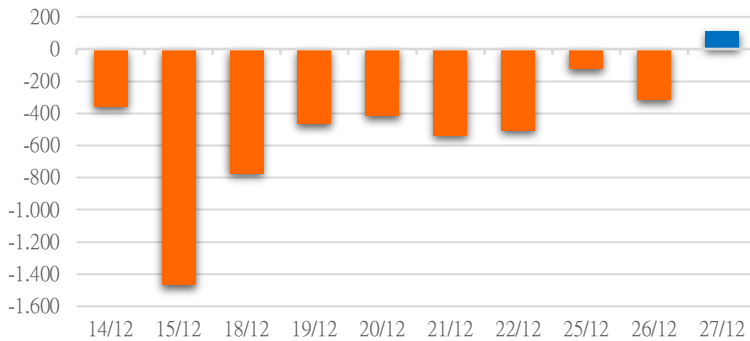
資料源:: FiinPro - YSVN



We Create Fortune

外資買進賣統計

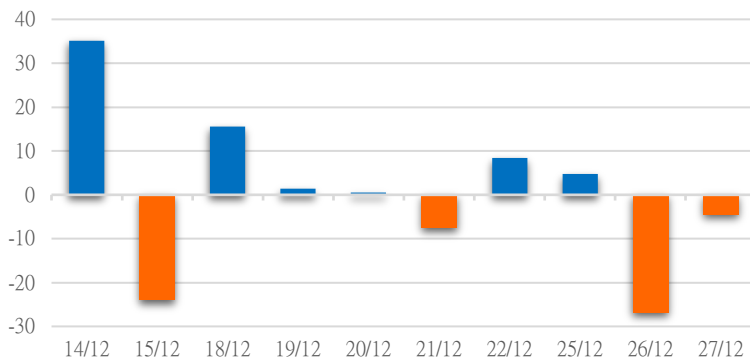
HSX 外資每日買/賣超



證券代碼	買超金額 (Mil.VND)	證券代碼	賣超金額 (Mil.VND)
HCM	55,666	VNM	-35,478
TPB	42,227	HDG	-22,211
MSN	30,051	GMD	-20,515
VHM	28,647	BID	-17,259
VCB	22,987	NLG	-13,917

HSX 外資買/賣超的前 5 名

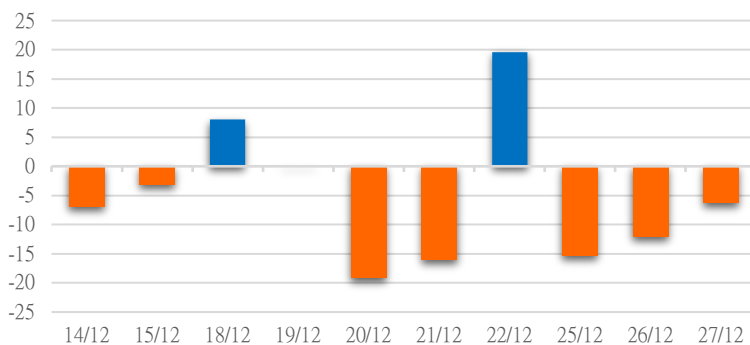
HNX 外資每日買/賣超



證券代碼	買超金額 (Mil.VND)	證券代碼	賣超金額 (Mil.VND)
IDC	2,632	PVS	-4,675
TNG	2,141	CEO	-2,693
SHS	951	VCS	-2,652
NRC	592	PLC	-334
PVI	179	NVB	-311

HNX 外資買/賣超的前 5 名

UPCOM 外資每日買/賣超



證券代碼	買超金額 (Mil.VND)	證券代碼	賣超金額 (Mil.VND)
BSR	1,867	VTP	-8,967
VEA	1,057	QNS	-5,623
MCH	865	ACV	-2,446
LTG	268	GDA	-250
VGG	211	CSI	-39

UPCOM 外資買/賣超的前 5 名

源: FiinPro - YSVN



We Create **Fortune**

自營統計

證券代碼	買超金額 (Mil.VND)	證券代碼	賣超金額 (Mil.VND)
EIB	113,241	HAH	37,156
TPB	46,461	CDC	5,608
VIX	29,555	CHP	2,381
DBC	24,465	SZC	1,814
HPG	23,291	PVT	1,392

HSX 自營交易最大前名

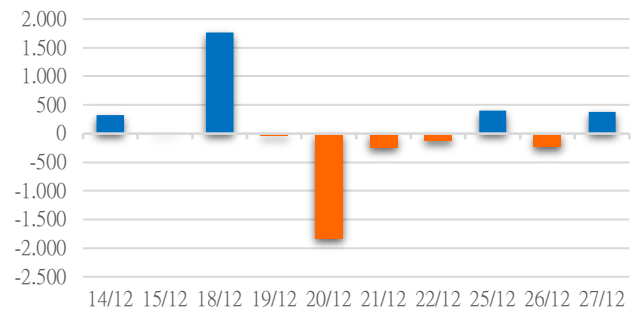
證券代碼	買超金額 (Mil.VND)	證券代碼	賣超金額 (Mil.VND)
PVI	224	PVS	3,096
L18	40	SHS	336
IDC	31	CEO	7
		DTD	3
		PVC	2

HNX 自營交易最大前名

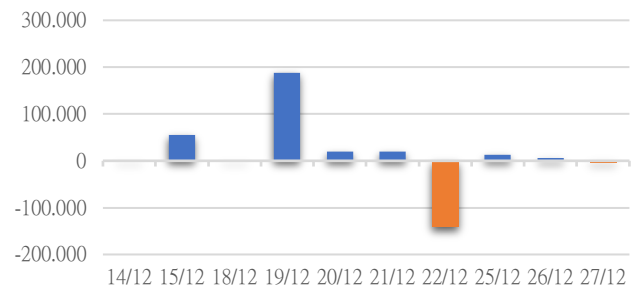
證券代碼	買超金額 (Mil.VND)	證券代碼	賣超金額 (Mil.VND)
HAF	16,065.00	MCM	154,552
ACV		GDA	252
QNS		VTR	135
ILS			

UPCoM 自營交易最大前名

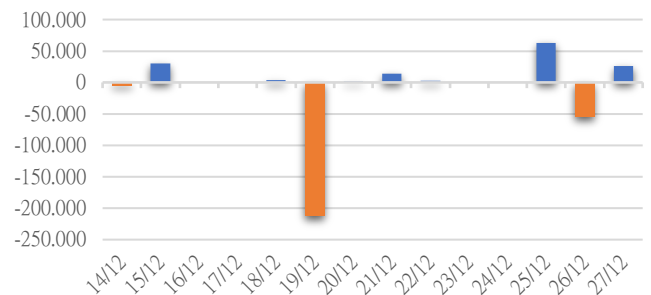
HSX 自營交易每日買/賣超 (BilVND)



HNX 自營交易每日買/賣超 (BilVND)



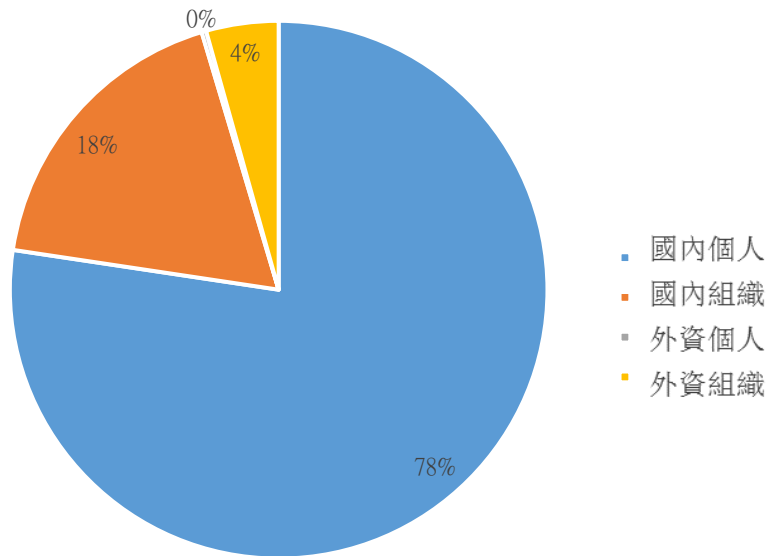
UPCOM 自營交易每日買/賣超 (BilVND)





We Create **Fortune**

越南證券市場投資人類別統計



資料源: FiinPro - YSVN



We Create Fortune

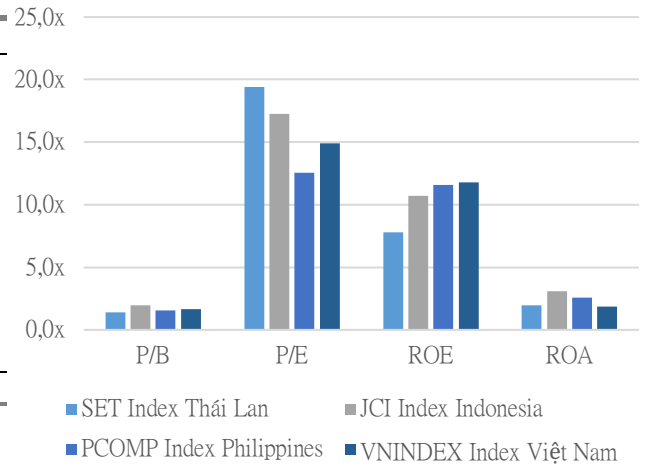
東南亞主要市場走勢比較



東南亞主要市場數據

		Thailand	Indonesia	Philippines	Vietnam
P/B		1.4x	2.0x	1.6x	1.6x
P/E		19.4x	17.3x	12.6x	14.9x
ROE	%	7.78	10.73	11.60	11.76
ROA	%	1.98	3.08	2.58	1.88
Vốn hóa	Tỷ USD	504.78	756.23	161.66	186.04
GTGD	Triệu USD	0.94	0.43	0.04	0.53
LS cổ tức	%	3.21	3.64	2.61	1.82

源: Bloomberg & YSVN



■ SET Index Thái Lan ■ JCI Index Indonesia
■ PCOMP Index Philippines ■ VNINDEX Index Việt Nam



We Create **Fortune**

元大證券（越南）公司

個人客戶分析部

Nguyễn Th ệ Minh
研究分析經理
+84 28 3622 6868 ext 3826
minh.nguyen@yuanta.com.vn

Lý Thị Hi ền
研究分析主管
+84 28 3622 6868 ext 3908
hien.ly@yuanta.com.vn

Quách Đức Khánh
研究分析副主管
+84 28 3622 6868 ext 3833
khanh.quach@yuanta.com.vn

Khổng Hữu Hiệp
高級分析專員
+84 28 3622 6868 ext 3912
hiep.khong@yuanta.com.vn

Nguyễn Trịnh Ngọc Hồng
高級分析專員
+84 28 3622 6868 ext 3832
hong.nguyen@yuanta.com.vn

Phạm Tấn Phát
高級分析專員
+84 28 3622 6868 ext 3880
phat.pham@yuanta.com.vn

個人客戶業務部

Phạm Đắc Thành
北部營業中心經理
+84 28 3622 6868 ext 3416
thanh.pham@yuanta.com.vn

Võ Thị Thu Thủy
平陽分行經理
+84 28 3622 6868 ext 3505
thuy.vo@yuanta.com.vn

Lương Kỳ Ty
堤岸分行經理
+84 28 3622 6868 ext 3653
ty.luong@yuanta.com.vn

Bùi Quốc Phong
同奈分行經理
+84 28 3622 6868 ext 3701
phong.bui@yuanta.com.vn

Võ Đình Tuấn
峴港分行經理
+84 28 3622 6868 ext 3301
tuan.vo@yuanta.com.vn

Nguyễn Việt Quang
河內分行經理
+84 28 3622 6868 ext 3404
quang.nguyen@yuanta.com.vn

Đinh Thị Thu Cúc
頭頓分行經理
+84 28 3622 6868 ext 3203
cuc.dinh@yuanta.com.vn



We Create **Fortune**

Appendix A: Important Disclosures

Analyst Certification

Each research analyst primarily responsible for the content of this research report, in whole or in part, certifies that with respect to each security or issuer that the analyst covered in this report: (1) all of the views expressed accurately reflect his or her personal views about those securities or issuers; and (2) no part of his or her compensation was, is, or will be, directly or indirectly, related to the specific recommendations or views expressed by that research analyst in the research report.

Ratings Definitions

BUY: We have a positive outlook on the stock based on our expected absolute or relative return over the investment period. Our thesis is based on our analysis of the company's outlook, financial performance, catalysts, valuation and risk profile. We recommend investors add to their position.

HOLD-Outperform: In our view, the stock's fundamentals are relatively more attractive than peers at the current price. Our thesis is based on our analysis of the company's outlook, financial performance, catalysts, valuation and risk profile.

HOLD-Underperform: In our view, the stock's fundamentals are relatively less attractive than peers at the current price. Our thesis is based on our analysis of the company's outlook, financial performance, catalysts, valuation and risk profile.

SELL: We have a negative outlook on the stock based on our expected absolute or relative return over the investment period. Our thesis is based on our analysis of the company's outlook, financial performance, catalysts, valuation and risk profile. We recommend investors reduce their position.

Under Review: We actively follow the company, although our estimates, rating and target price are under review.

Restricted: The rating and target price have been suspended temporarily to comply with applicable regulations and/or Yuanta policies.

Note: Yuanta research coverage with a Target Price is based on an investment period of 12 months. Greater China Discovery Series coverage does not have a formal 12 month Target Price and the recommendation is based on an investment period specified by the analyst in the report.

Global Disclaimer

© 2018 Yuanta. All rights reserved. The information in this report has been compiled from sources we believe to be reliable, but we do not hold ourselves responsible for its completeness or accuracy. It is not an offer to sell or solicitation of an offer to buy any securities. All opinions and estimates included in this report constitute our judgment as of this date and are subject to change without notice.

This report provides general information only. Neither the information nor any opinion expressed herein constitutes an offer or invitation to make an offer to buy or sell securities or other investments. This material is prepared for general circulation to clients and is not intended to provide tailored investment advice and does not take into account the individual financial situation and objectives of any specific person who may receive this report. Investors should seek financial advice regarding the appropriateness of investing in any securities, investments or investment strategies discussed or recommended in this report. The information contained in this report has been compiled from sources believed to be reliable but no representation or warranty, express or implied, is made as to its accuracy, completeness or correctness. This report is not (and should not be construed as) a solicitation to act as securities broker or dealer in any jurisdiction by any person or company that is not legally permitted to carry on such business in that jurisdiction.

Yuanta research is distributed in the United States only to Major U.S. Institutional Investors (as defined in Rule 15a-6 under the Securities Exchange Act of 1934, as amended and SEC staff interpretations thereof). All transactions by a US person in the securities mentioned in this report must be effected through a registered broker-dealer under Section 15 of the Securities Exchange Act of 1934, as amended. Yuanta research is distributed in Taiwan by Yuanta Securities Investment Consulting. Yuanta research is distributed in Hong Kong by Yuanta Securities (Hong Kong) Co. Limited, which is licensed in Hong Kong by the Securities and Futures Commission for regulated activities, including Type 4 regulated activity (advising on securities). In Hong Kong, this research report may not be redistributed, retransmitted or disclosed, in whole or in part or and any form or manner, without the express written