

當日市場：大型股的共識更好

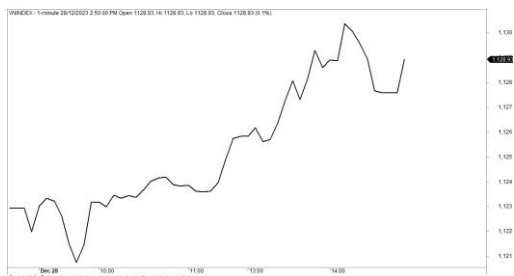
2023/12/29

市場走勢

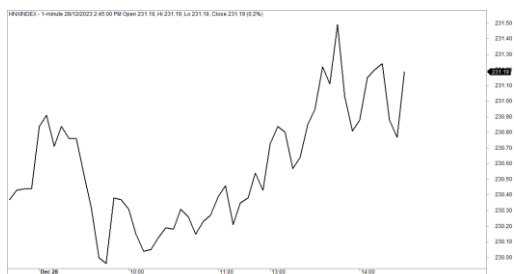
市場指數	VNI	HNI	UPCOM
收盤	1,128.93	231.35	86.97
%日	0.62%	0.33%	0.59%
%週	1.93%	1.07%	1.15%
%月	3.12%	3.00%	2.32%
%年	11.69%	13.52%	22.60%
成交值(Bil.VND)			
當日	15,478	1,087	755
日均量/週	14,532	1,276	808
日均量/月	15,855	1,756	630
外資進出			
買進	1,216.66	16.49	25.37
賣出	773.83	5.27	147.21
買賣超	442.83	11.22	-121.83
市場漲跌家數			
上漲	195	94	196
下跌	122	64	121
持平	98	172	586
市場指標			
P/E	13.61	19.44	17.65
總市值 (兆盾)	4,511	305	1,054
股息殖利率	0.00%	0.00%	0.00%

資料源: Bloomberg - YSVN

VNINDEX



HNIINDEX



市場走勢

市場再次積極，大型股的共識有所改善。VN-Index 收漲 0.62%，止於 1128.93 點，HNX-Index 上漲 0.33%，Upcom-Index 上漲 0.59%。3 大市場的交易額均達到 17 兆 3,210 億越南盾。

VN30-Index 持續出現更積極的漲幅，相當於上漲 1.13%。銀行股以及其他大型股，如 VHM (4.3%)、VIB (1.95%)、VNM (1.48%)、TCB (2.11%) 等是錄得漲幅最大的藍籌股。相反，BID、FPT、GAS、TPB 收跌，但跌幅並不顯著。

中小型股再次分化，代表中小型股的 VNMID-Index 和 VNSML-Index 分別僅上漲 0.19% 和 0.11%。ITA、HAG、HQC、PVD、CTD 下跌 1% 以上。相反，HNG、TLD、TIC、YEG 漲停。

外資繼續買超 3,450 億越南盾，其中 VHC (730 億)、HCM (520 億)、FUEVFNVD (510 億) 在買超方面領先。相反，NCG (860 億)、GMD (350 億)、BID (290 億) 被拋售最多的股票。

市場短期觀點

我們認為，當 VN-Index 面臨 1,131 點的阻力位時，市場在下一個交易日可能仍會出現震盪的階段。同時，我們關注到，整個市場仍處於短期調整階段，各類股票分化，其中大型股處於較為明顯的走勢，並在短期內引領市場。此外，短期情緒指標大幅上漲，顯示投資者對當前市場走勢持續更加樂觀。

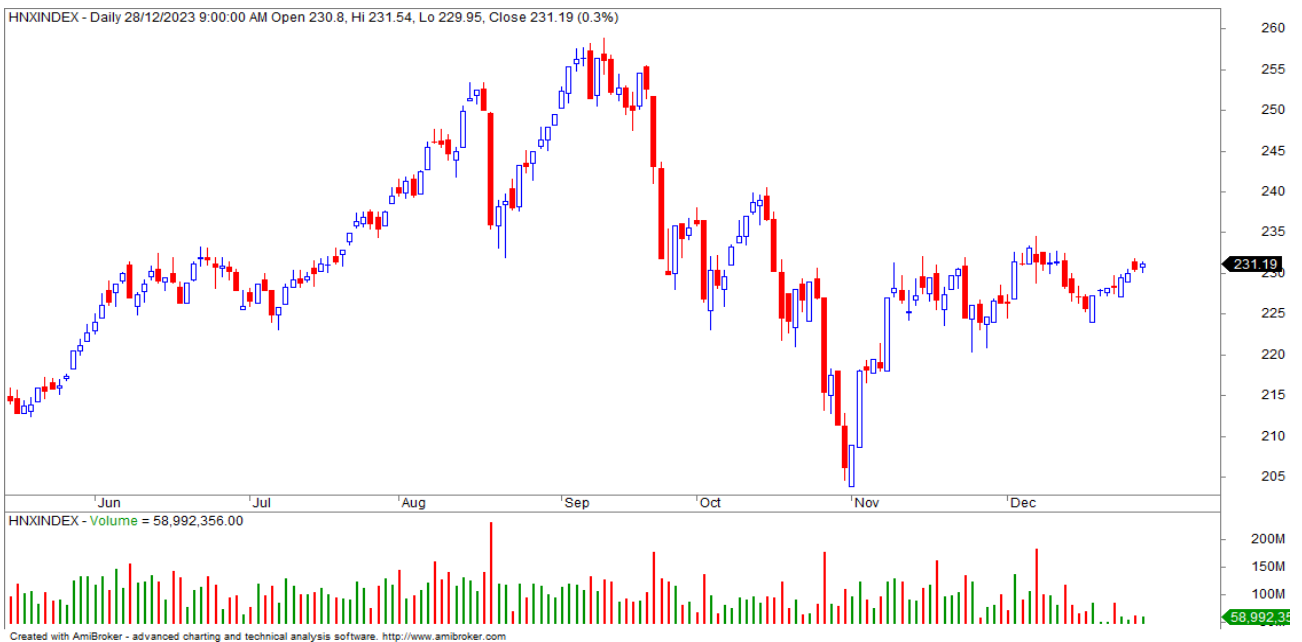
大盤的短期走勢仍維持上漲。因此，我們建議短期投資者可以利用調整期的機會以增加持股比例。

請在 <https://ysradar.yuanta.com.vn/> 查看有關股票的信號。

技術分析圖



指數技術分析圖 VN-Index



指數技術分析圖 HNX-Index

指數	短期趨勢	中期趨勢	阻力區 1	阻力區 2	支撐區 1	支撐區 2
VN-Index	上漲	中性	1253	1300	870	800
HNX-Index	上漲	下跌	260	306	189	160
VN30	上漲	下跌	1270	1300	980	960
VNMidcaps	上漲	上漲	1280	1250	963	900
VNSmallcaps	上漲	上漲	1250	1250	804	750

胡志明市交易所 (HSX)

	收盤	漲跌%
VNI	1128.93	0.62%
VN30	1128.51	1.13%
VN Mid	1722.06	0.19%
VN Small	1368.29	0.11%

河內交易所 (HSX)

	收盤	漲跌%
HNI	231.35	0.33%
HN30	492.61	-0.26%
VNX AllSh	1150.96	0.79%

UPCOM 市場 (UPCoM)

	收盤	漲跌%
UPCoM	86.97	0.59%

外資交易	成交值 (Bil.VND)
買進	1216.66078
賣出	773.833604
買超/賣超	442.827176

外資交易	成交值 (Bil.VND)
買進	16.49
賣出	5.27
買超/賣超	11.22

外資交易	成交值 (Bil.VND)
買進	25.37
賣出	147.21
買超/賣超	-121.83

上漲排名/ 股碼	漲跌(VND)	漲跌%
SIP	4000	6.84%
TLD	360	6.82%
HNG	290	6.78%
ITC	700	6.76%
VTB	850	6.69%

上漲排名/ 股碼	漲跌(VND)	漲跌%
HTP	2000	9.76%
TKG	700	9.09%
MST	400	6.90%
NVB	600	5.56%
NTP	2000	5.46%

上漲排名/ 股碼	漲跌(VND)	漲跌%
HMS	0	12.60%
PSP	19586100	11.13%
SEA	0	9.91%
PRT	146997800	5.39%
HD6	0	4.11%

下跌排名/ 股碼	漲跌(VND)	漲跌%
ITA	-280	-4.18%
HCD	-240	-3.06%
HVN	-250	-1.98%
HQC	-80	-1.92%
NTL	-450	-1.60%

下跌排名/ 股碼	漲跌(VND)	漲跌%
AAV	-100	-2.44%
LAS	-300	-2.11%
CMS	-400	-2.03%
PVC	-200	-1.32%
DTD	-300	-1.21%

下跌排名/ 股碼	漲跌(VND)	漲跌%
VCR	-1275	-4.90%
BIG	-381	-4.28%
HSV	-159	-1.94%
DDV	-105	-1.09%
BCR	-93	-0.99%

*備註：市值>5,000 億盾；成交值>15 億盾

市值排名/ 股碼	Bil.VND
VCB	462,776,756
BID	243,408,613
VHM	190,285,859
GAS	174,552,228
VIC	169,961,756

市值排名/ 股碼	Bil.VND
PVS	18,306,109
HUT	17,403,983
IDC	17,225,996
SHS	15,287,347
THD	13,628,999

市值排名/ 股碼	Bil.VND
ACV	138,976,516
VGI	77,948,961
MCH	62,282,221
BSR	57,318,936
VEA	45,306,765

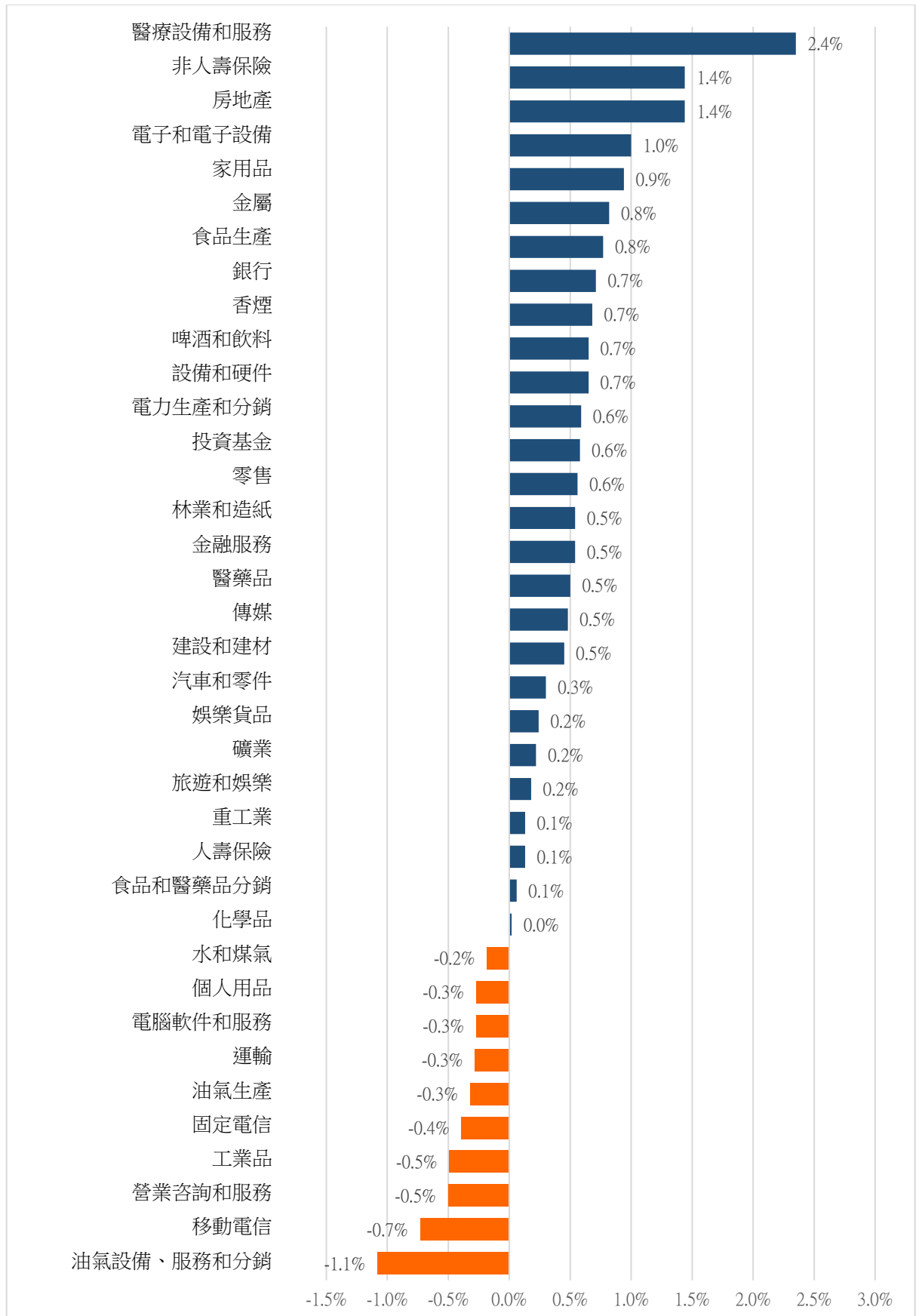
交易量排名/ 股碼	成交值	30 日均
HAG	47,102,200	24,826,461
OCB	41,034,000	1,992,561
HPG	32,506,200	26,593,872
VPB	21,754,400	14,826,912
NVL	20,821,900	21,453,607

交易量排名/ 股碼	成交值	30 日均
SHS	202,254,701,400	22,596,191
CEO	168,969,775,900	12,981,724
MST	22,524,837,900	1,866,851
PVS	104,432,842,300	4,716,542
HUT	46,764,017,900	6,977,203

交易量排 名/股碼	成交值	30 日均
PRT	13,604,526,800	728,852
DGT	4,324,460,000	1,971,697
NCG	407,516,400	70,161
KLB	76,630,000	563,360
BSR	57,185,483,200	5,055,774

資料源: Bloomberg & Yuanta Research

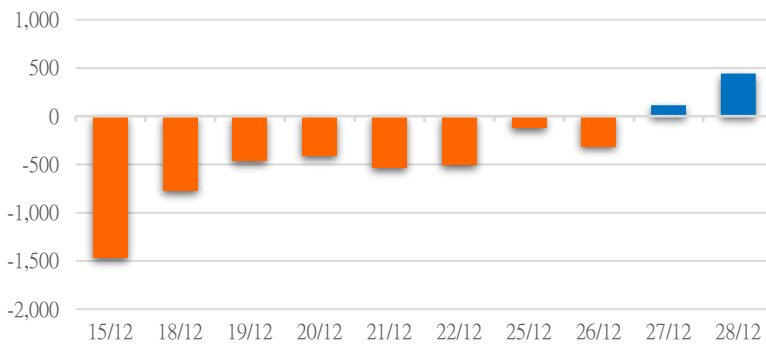
各行業板塊的交易走勢



資料源: FinPro - YSVN

外資買進賣統計

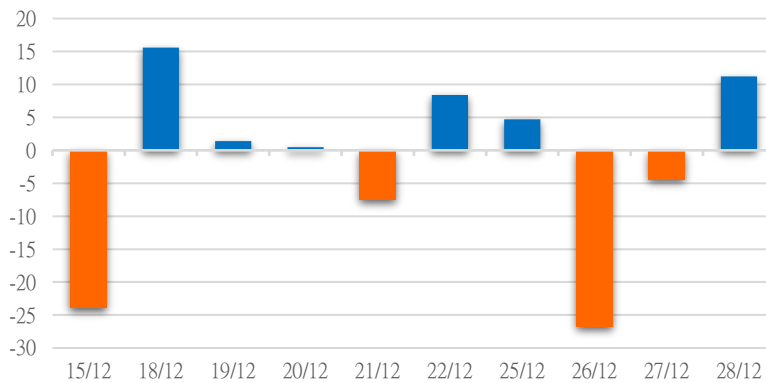
HSX 外資每日買/賣超



證券代碼	買超金額 (Mil.VND)	證券代碼	賣超金額 (Mil.VND)
VHC	73,078	GMD	-35,492
HCM	52,398	BID	-28,963
FUEVFNVD	51,308	GAS	-15,799
HSG	38,213	NLG	-14,289
ASM	30,528	HDG	-14,263

HSX 外資買/賣超的前 5 名

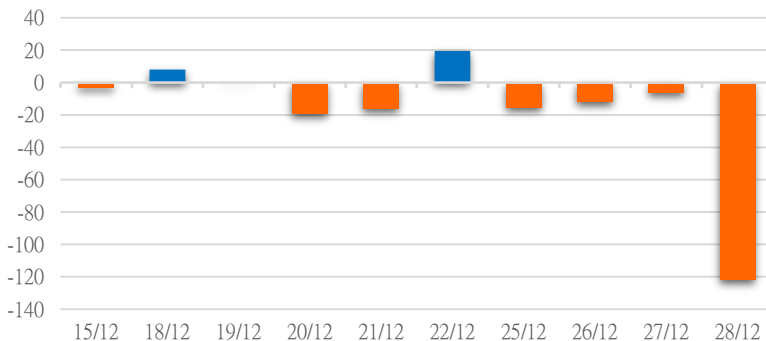
HNX 外資每日買/賣超



證券代碼	買超金額 (Mil.VND)	證券代碼	賣超金額 (Mil.VND)
IDC	13,311	TNG	-1,998
SHS	639	NVB	-349
VFS	346	VCS	-236
PVS	141	CLH	-194
PPP	107	MST	-193

HNX 外資買/賣超的前 5 名

UPCOM 外資每日買/賣超



證券代碼	買超金額 (Mil.VND)	證券代碼	賣超金額 (Mil.VND)
TCI	1,825	NCG	-99,880
LTG	1,613	VTP	-25,053
VEA	1,134	ACV	-3,808
MCH	1,043	GDA	-252
QNS	653	CNT	-46

UPCOM 外資買/賣超的前 5 名

源: FiinPro - YSVN

自營統計

證券代碼	買超金額 (Mil.VND)	證券代碼	賣超金額 (Mil.VND)
KDC	40,804	FUEVFNVD	51,267
ACB	35,732	ASM	30,797
DBC	11,166	PLX	26,520
MBB	10,204	HAH	18,111
CTG	9,656	DXS	9,642

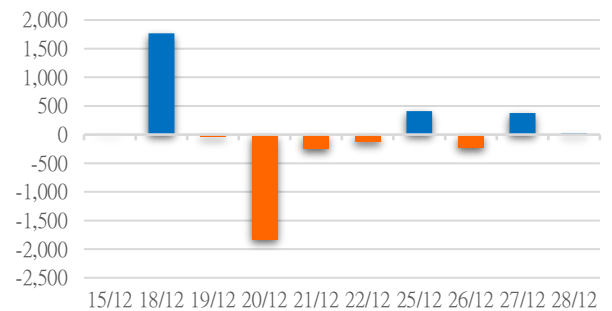
HSX 自營交易最大前名

證券代碼	買超金額 (Mil.VND)	證券代碼	賣超金額 (Mil.VND)
VFS	19,500	PVS	1,548
NVB	2,642	SHS	190
L18	502	CEO	13
		MBS	2
		DTD	1

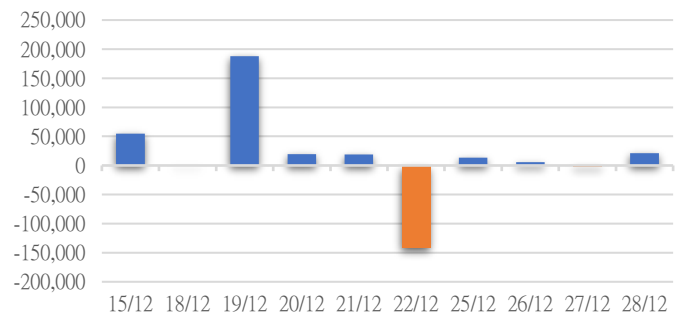
HNX 自營交易最大前名

證券代碼	買超金額 (Mil.VND)	證券代碼	賣超金額 (Mil.VND)
		ACV	11,175
		GDA	252
		C4G	1
		LSG	1
		ABB	0

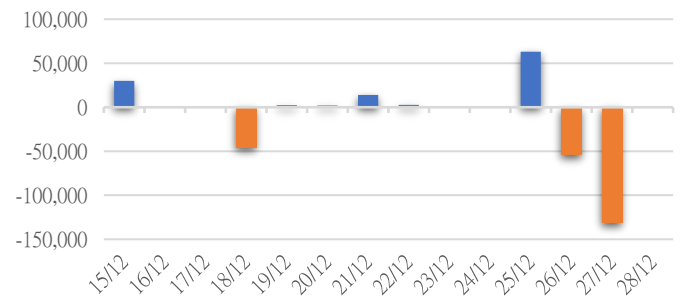
HSX 自營交易每日買/賣超 (Bil.VND)



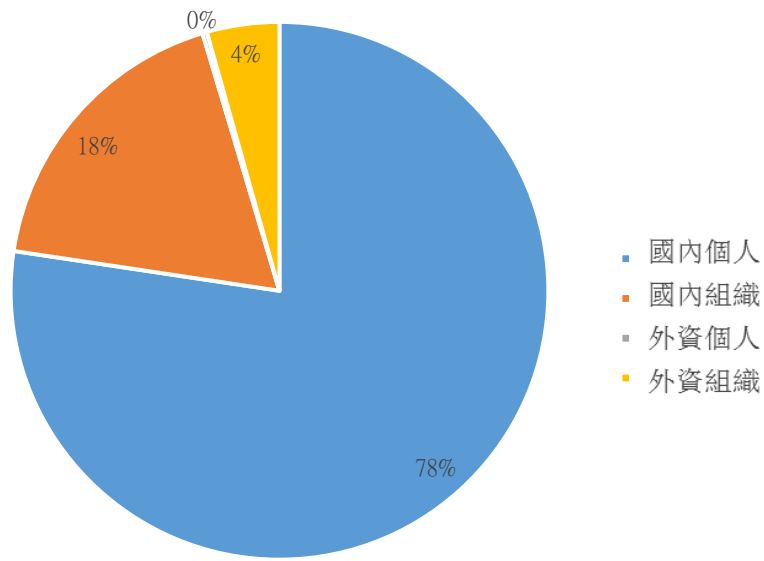
HNX 自營交易每日買/賣超 (Mil.VND)



UPCoM 自營交易每日買/賣超 (Mil.VND)



越南證券市場投資人類別統計



資料源: FiinPro - YSVN

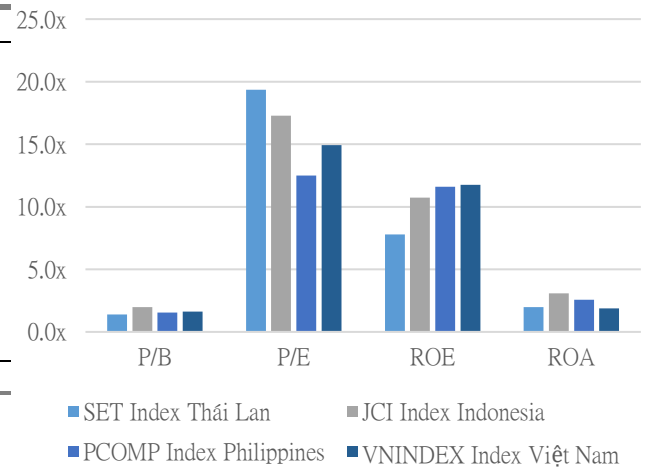
東南亞主要市場走勢比較



東南亞主要市場數據

		Thailand	Indonesia	Philippines	Vietnam
P/B		1.4x	2.0x	1.5x	1.6x
P/E		19.4x	17.3x	12.5x	14.9x
ROE	%	7.78	10.73	11.60	11.76
ROA	%	1.98	3.08	2.58	1.88
Vốn hóa	Tỷ USD	507.76	758.36	161.23	186.33
GTGD	Triệu USD	1.07	0.50	0.05	0.50
LS cổ tức	%	3.21	3.62	2.59	1.80

源: Bloomberg & YSVN



■ SET Index Thái Lan ■ JCI Index Indonesia
■ PCOMP Index Philippines ■ VNINDEX Index Việt Nam

元大證券（越南）公司

個人客戶分析部

Nguyễn Th ệ Minh
研究分析經理
+84 28 3622 6868 ext 3826
minh.nguyen@yuanta.com.vn

Lý Thị Hi ền
研究分析主管
+84 28 3622 6868 ext 3908
hien.ly@yuanta.com.vn

Quách Đức Khánh
研究分析副主管
+84 28 3622 6868 ext 3833
khanh.quach@yuanta.com.vn

Khổng Hữu Hiệp
高級分析專員
+84 28 3622 6868 ext 3912
hiep.khong@yuanta.com.vn

Nguyễn Trịnh Ngọc Hồng
高級分析專員
+84 28 3622 6868 ext 3832
hong.nguyen@yuanta.com.vn

Phạm Tấn Phát
高級分析專員
+84 28 3622 6868 ext 3880
phat.pham@yuanta.com.vn

個人客戶業務部

Phạm Đắc Thành
北部分行經理
+84 28 3622 6868 ext 3416
thanh.pham@yuanta.com.vn

Võ Thị Thu Thủy
平陽分行經理
+84 28 3622 6868 ext 3505
thuy.vo@yuanta.com.vn

Lương Kỳ Ty
堤岸分行經理
+84 28 3622 6868 ext 3653
ty.luong@yuanta.com.vn

Bùi Quốc Phong
同奈分行經理
+84 28 3622 6868 ext 3701
phong.bui@yuanta.com.vn

Võ Đình Tuấn
峴港分行經理
+84 28 3622 6868 ext 3301
tuan.vo@yuanta.com.vn

Nguyễn Việt Quang
河內分行經理
+84 28 3622 6868 ext 3404
quang.nguyen@yuanta.com.vn

Đinh Thị Thu Cúc
頭頓分行經理
+84 28 3622 6868 ext 3203
cuc.dinh@yuanta.com.vn

Appendix A: Important Disclosures

Analyst Certification

Each research analyst primarily responsible for the content of this research report, in whole or in part, certifies that with respect to each security or issuer that the analyst covered in this report: (1) all of the views expressed accurately reflect his or her personal views about those securities or issuers; and (2) no part of his or her compensation was, is, or will be, directly or indirectly, related to the specific recommendations or views expressed by that research analyst in the research report.

Ratings Definitions

BUY: We have a positive outlook on the stock based on our expected absolute or relative return over the investment period. Our thesis is based on our analysis of the company's outlook, financial performance, catalysts, valuation and risk profile. We recommend investors add to their position.

HOLD-Outperform: In our view, the stock's fundamentals are relatively more attractive than peers at the current price. Our thesis is based on our analysis of the company's outlook, financial performance, catalysts, valuation and risk profile.

HOLD-Underperform: In our view, the stock's fundamentals are relatively less attractive than peers at the current price. Our thesis is based on our analysis of the company's outlook, financial performance, catalysts, valuation and risk profile.

SELL: We have a negative outlook on the stock based on our expected absolute or relative return over the investment period. Our thesis is based on our analysis of the company's outlook, financial performance, catalysts, valuation and risk profile. We recommend investors reduce their position.

Under Review: We actively follow the company, although our estimates, rating and target price are under review.

Restricted: The rating and target price have been suspended temporarily to comply with applicable regulations and/or Yuanta policies.

Note: Yuanta research coverage with a Target Price is based on an investment period of 12 months. Greater China Discovery Series coverage does not have a formal 12 month Target Price and the recommendation is based on an investment period specified by the analyst in the report.

Global Disclaimer

© 2018 Yuanta. All rights reserved. The information in this report has been compiled from sources we believe to be reliable, but we do not hold ourselves responsible for its completeness or accuracy. It is not an offer to sell or solicitation of an offer to buy any securities. All opinions and estimates included in this report constitute our judgment as of this date and are subject to change without notice.

This report provides general information only. Neither the information nor any opinion expressed herein constitutes an offer or invitation to make an offer to buy or sell securities or other investments. This material is prepared for general circulation to clients and is not intended to provide tailored investment advice and does not take into account the individual financial situation and objectives of any specific person who may receive this report. Investors should seek financial advice regarding the appropriateness of investing in any securities, investments or investment strategies discussed or recommended in this report. The information contained in this report has been compiled from sources believed to be reliable but no representation or warranty, express or implied, is made as to its accuracy, completeness or correctness. This report is not (and should not be construed as) a solicitation to act as securities broker or dealer in any jurisdiction by any person or company that is not legally permitted to carry on such business in that jurisdiction.

Yuanta research is distributed in the United States only to Major U.S. Institutional Investors (as defined in Rule 15a-6 under the Securities Exchange Act of 1934, as amended and SEC staff interpretations thereof). All transactions by a US person in the securities mentioned in this report must be effected through a registered broker-dealer under Section 15 of the Securities Exchange Act of 1934, as amended. Yuanta research is distributed in Taiwan by Yuanta Securities Investment Consulting. Yuanta research is distributed in Hong Kong by Yuanta Securities (Hong Kong) Co. Limited, which is licensed in Hong Kong by the Securities and Futures Commission for regulated activities, including Type 4 regulated activity (advising on securities). In Hong Kong, this research report may not be redistributed, retransmitted or disclosed, in whole or in part or any form or manner, without the express written