

Strategy:

Matthew Smith, CFA

Head of Research

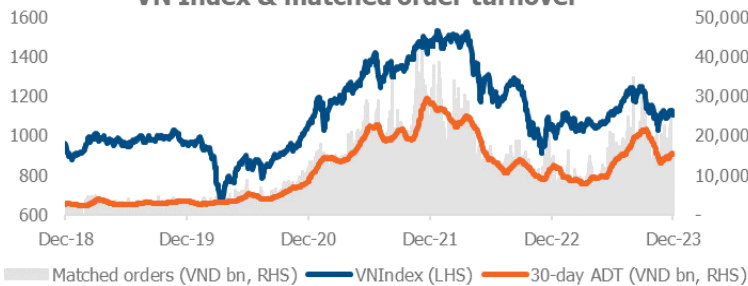
matthew.smith@yuanta.com.vn

An Nguyen

Assistant Analyst

The VNI fell by -2% WoW, essentially giving back the surprise (to us, at least) gains of the prior week. The mainboard traded as high as 1131 on an intraday basis Wednesday, but the market went slack afterwards and the VNI is now back below its 200-day moving average once again. So it turns out that our call last week – “perhaps it’s a bit early to call it a breakout” – turns out to have been right. We derive no joy from this situation, and we think that yearend the global holidays, window-dressing, and tax optimization could be headwinds for the final 10 days of 2023. However, our VNI target for 2024 remains 1298, implying +18% upside from Friday’s close.

VN Index & matched order turnover



Index, Flows, and FX Performance

- **VNINDEX:** 1102 (-2.0% WoW / +9.5% YTD / +4.5% YoY)
- **VHINDEX:** 227 (-1.8% WoW / +10.6% YTD / +6.6% YoY)
- **UPCOM Index:** 85 (-0.8% WoW / +10.6% YTD / +6.6% YoY)
- **Average daily turnover:** US\$732 mn (-26.6% WoW)
- **Foreigners net sold** US\$138mn of three-index constituents
- **VND:USD rate:** 24,255 (-5bps WoW / -256bp YTD / -2.92% YoY)

VN30 Components

Ticker	Closing price (VND K)	WoW chg	Cont to VN30 (WoW)	TTM PE (x)
ACB	22.8	1.6%	7.2%	6
BCM	62.0	-4.6%	-0.7%	130
BID	41.5	-1.0%	-0.5%	12
BVH	39.5	-0.1%	0.0%	17
CTG	26.7	-0.7%	-0.9%	8
FPT	96.2	2.1%	12.7%	20
GAS	76.0	-2.1%	-1.0%	14
GVR	19.9	-0.7%	-0.1%	34
HDB	19.0	1.3%	3.0%	6
HPG	26.8	-3.2%	-16.1%	84
MBB	18.1	-0.8%	-2.5%	5
MSN	63.0	-4.8%	-11.3%	113
MWG	40.8	-4.3%	-11.9%	88
PLX	34.3	-3.8%	-1.0%	13
POW	11.2	-3.9%	-1.2%	17
SAB	62.8	-4.3%	-2.2%	20
SHB	10.8	-1.8%	-3.3%	5
SSB	22.6	-0.4%	-0.8%	16
SSI	31.8	-2.5%	-4.7%	24
STB	27.1	-3.9%	-11.5%	7
TCB	30.6	-1.1%	-4.6%	6
TPB	17.0	-2.9%	-3.7%	7
VCB	82.2	-3.3%	-9.6%	14
VHM	39.9	0.6%	1.9%	4
VIB	18.8	-2.8%	-4.3%	5
VIC	43.7	1.7%	5.0%	39
VJC	103.0	-1.2%	-2.0%	--
VNM	68.1	-1.3%	-4.3%	19
VPB	18.7	-4.6%	-27.5%	12
VRE	22.6	-3.4%	-4.1%	12

Source: Bloomberg, Yuanta Vietnam. Pricing date: Dec 15, 2023.

Resistance at the 200-day MA persists, as the VNI was unable to sustain its rally above that line last week. ADT weakened from the prior week’s US\$1bn to just US\$732mn, while 76% of VNI stocks and 83% of the VN30 were down WoW. Downside was driven by VPB (-5% WoW), HPG (-3%), MWG (-4%), MSN (-5%), and STB (-4%). Upside supporters included FPT (+2% Wow, and giving investors a certain *joie de vivre*), ACB (+2%), VIC (+2%), and VHM (+1%). Overall, given that Vietnam shares failed to rally even following the US Fed’s dovish outlook, we see little likelihood for a near-term breakout in the final ten trading days of 2023.

FINI net selling is set to reach/exceed \$1bn: Last week’s US\$138mn of FINI net selling brings YTD total outflows to US\$844mn, so our expectation for the full-year figure to come in at below US\$1 billion is looking shaky. The single most sold ticker last week was FUEVFNVD (VND 418bn) which we believe to be related to tax optimization by Thai investors rather than a sudden distaste for the quality stocks that the ETF holds. Any tax-related selling might continue in the final 10 trading days of the year, but this suggests a nice set up for a “January effect” bounce.

CTF: Life is a highway. Inveterate [frog-kisser](#) Binh Truong published his takeaways from a visit to City Auto (CTF VN, Not Rated), a car dealership business (mostly Ford and Hyundai models) with 16 showrooms and three more on the way. Automotive sales should benefit from the structural growth of the middle class in the years ahead. Management is raising capital to fund its operations, and they argue that auto demand should rise in 2024 as loosened monetary policy boosts demand. See Binh’s [report](#) for details.

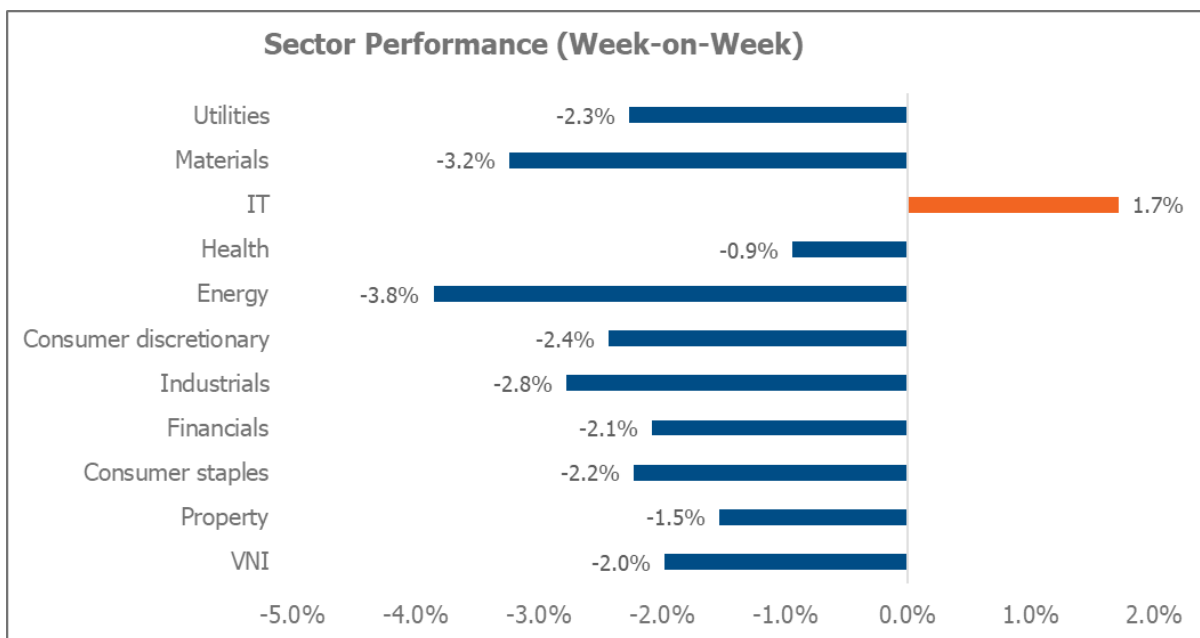
What’s today, my fine fellow? Kindly note that our team will take a break from producing this note next Monday (“Today?” replied the boy. “Why, Christmas Day.”). Seasons Greetings to all, and God Bless Us, Every One!

Yuanta Vietnam Coverage Universe

Sector	Company	Stock code	Market cap (USDm)	3-month ADT (USDm)	Yuanta Rating	Current price (VND)	Target price (VND)	Up (down) side	2023E Dividend yield	12-m TSR*
Banks	Asia Commercial Bank	ACB VN	3,643	5.3	BUY	22,750	28,510	25%	4.4%	30%
	BIDV	BID VN	9,753	1.7	HOLD-Underperform	41,500	37,963	-9%	0.0%	-9%
	HD Bank	HDB VN	2,266	6.1	BUY	19,000	22,390	18%	5.3%	23%
	MB Bank	MBB VN	3,880	6.4	BUY	18,050	25,260	40%	2.8%	43%
	Sacombank	STB VN	2,106	21.9	HOLD-Underperform	27,100	33,575	24%	0.0%	24%
	Vietcombank	VCB VN	18,941	3.8	BUY	82,200	99,420	21%	1.0%	22%
	Vietnam Prosperity Bank	VPB VN	6,117	10.2	BUY	18,700	25,540	37%	5.3%	42%
Brokers	HCM City Securities	HCM VN	594	7.3	BUY	31,500	33,805	7%	2.5%	10%
	Saigon Securities	SSI VN	1,965	34.3	BUY	31,800	32,187	1%	1.2%	2%
	Viet Capital Securities	VCI VN	731	11.4	BUY	40,500	45,580	13%	2.4%	15%
	VNDirect Securities	VND VN	1,095	23.5	BUY	21,800	24,019	10%	2.1%	12%
Energy	PV POW	POW VN	1,081	2.5	BUY	11,200	16,877	51%	0.0%	51%
	PV NT2	NT2 VN	286	0.6	SELL	24,100	19,318	-20%	8.3%	-12%
	PCCI	PC1 VN	351	4.1	BUY	27,350	34,123	25%	0.0%	25%
Consumer	Masan Group	MSN VN	3,716	5.3	Suspended	63,000	N/A	N/A	0.0%	N/A
	Phu Nhuan Jewelry	PNJ VN	1,071	1.7	BUY	79,200	90,200	14%	1.7%	16%
	Digiworld	DGW VN	349	3.9	Suspended	50,700	N/A	N/A	0.0%	N/A
	FPT Digital Retail	FRT VN	566	2.3	BUY	100,800	100,607	0%	1.0%	1%
Oil & GAS	PV Drilling	PVD VN	619	6.3	BUY	27,000	36,103	34%	2.6%	36%
Property	Kinh Bac City	KBC VN	972	11.3	BUY	30,700	38,300	25%	0.0%	25%
	Dat Xanh Group	DXG VN	547	15.7	BUY	18,650	40,500	117%	0.0%	117%
	Khang Dien House	KDH VN	1,000	1.8	HOLD-Underperform	30,350	35,500	17%	0.0%	17%
	Nam Long	NLG VN	566	3.4	HOLD-Underperform	35,700	37,800	6%	1.4%	7%
	Novaland	NVL VN	1,359	18.2	Coverage Suspended	16,900	-	-	-	-
	Vinhomes	VHM VN	7,163	11.5	BUY	39,900	76,900	93%	0.0%	93%
	Vincom Retail	VRE VN	2,113	4.3	BUY	22,550	38,000	69%	0.0%	69%
Transport	Airports Corp Vietnam	ACV VN	5,789	0.2	HOLD-Underperform	64,500	76,400	18%	0.0%	18%
Industrials	Dohaco	DHC VN	124	0.5	BUY	37,500	63,571	70%	9.5%	79%
	Biwase	BWE VN	330	0.3	BUY	41,500	70,902	71%	4.8%	76%
Technology	FPT Corporation	FPT VN	5,037	9.6	BUY	96,200	120,740	26%	2.1%	28%

*Notes: 1) TSR = Total shareholder return over the next 12 months inclusive of expected share price change and dividends. 2) 3-month ADT refers to matched orders and does not include put-through blocks. 3) Stock ratings and pricing data is as of close on Dec 15 2023

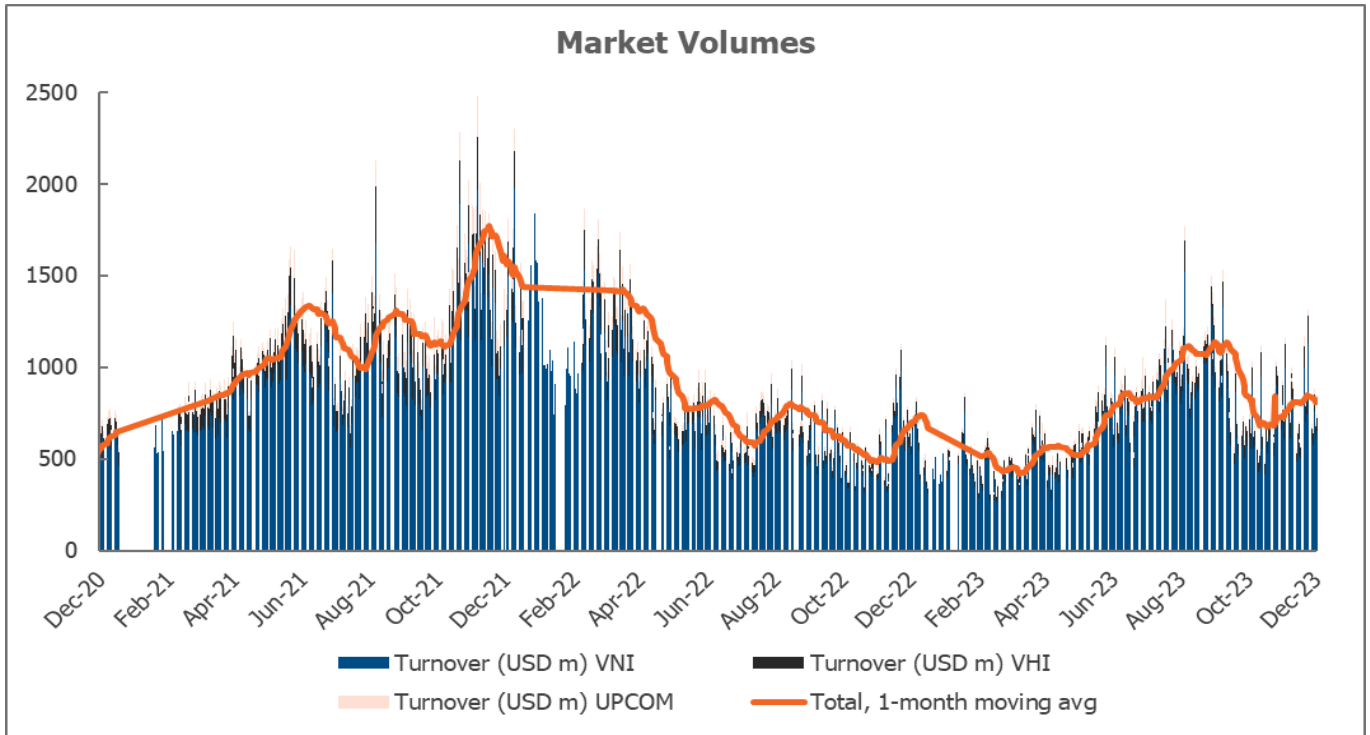
Source: Bloomberg, Yuanta Vietnam



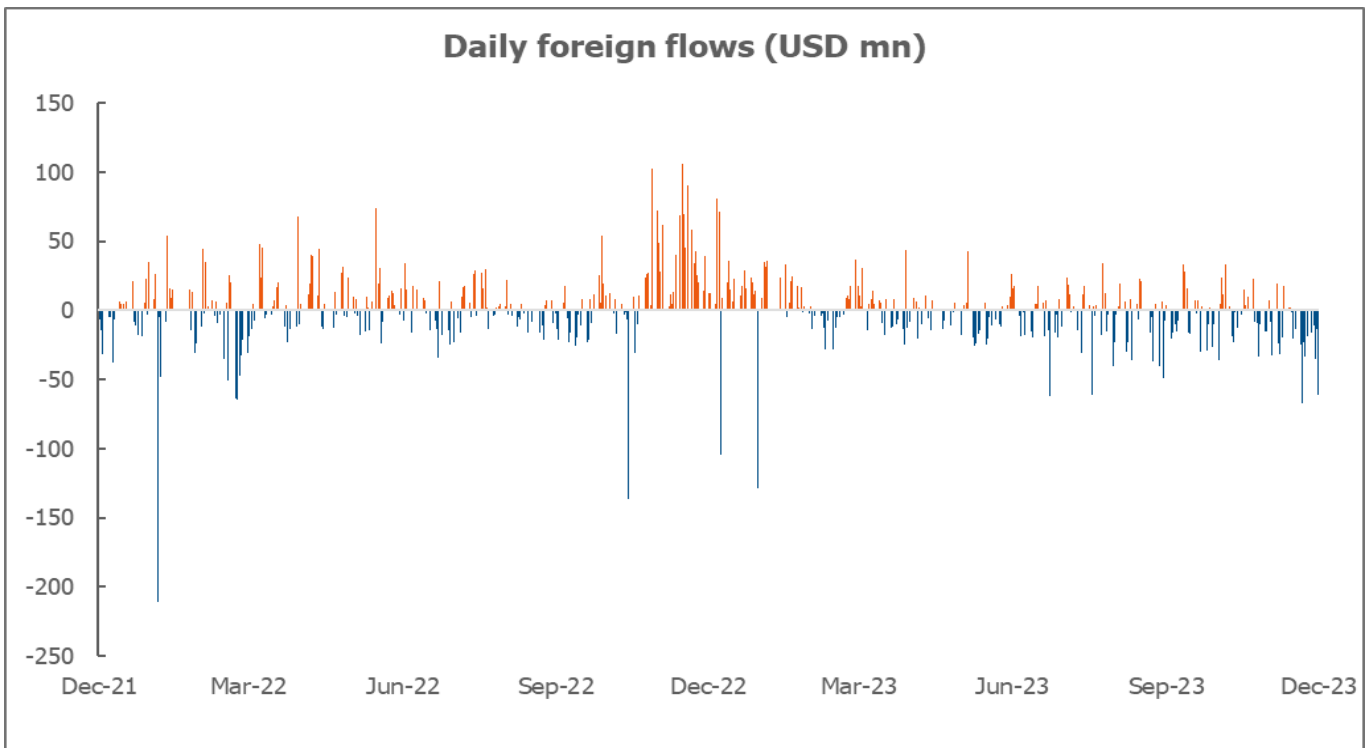
Source: Bloomberg (Dec 15)

“What’s Christmas time to you but a time for paying bills without money; a time for finding yourself a year older, but not an hour richer; a time for balancing your books and having every item in ’em through a round dozen of months presented dead against you?”

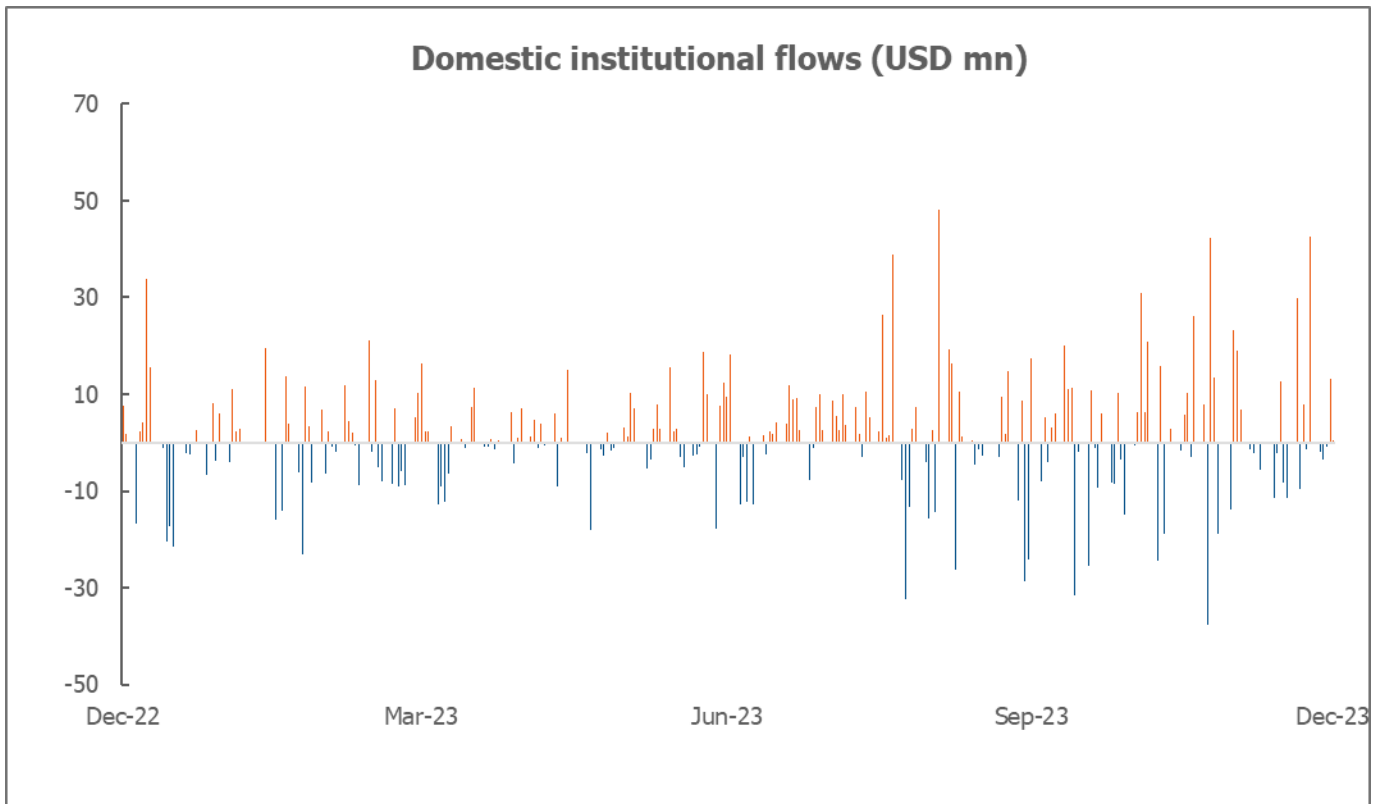
—Charles Dickens (1812-1870), *A Christmas Carol*



Source: FiinPro, Yuanta Vietnam (Dec 15)

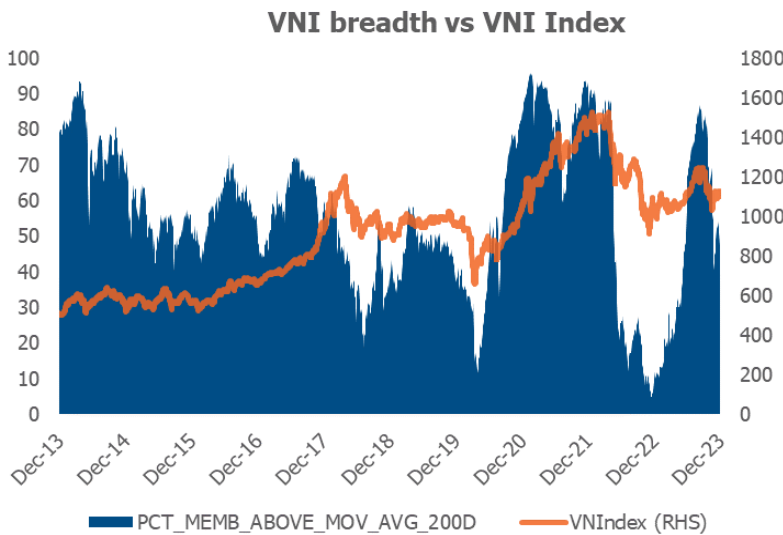


Source: FiinPro, Yuanta Vietnam (Dec 15)



Source: FiinPro, Yuanta Vietnam (Dec 15)

Weekly breadth was negative on both VN30 and VNIndex.



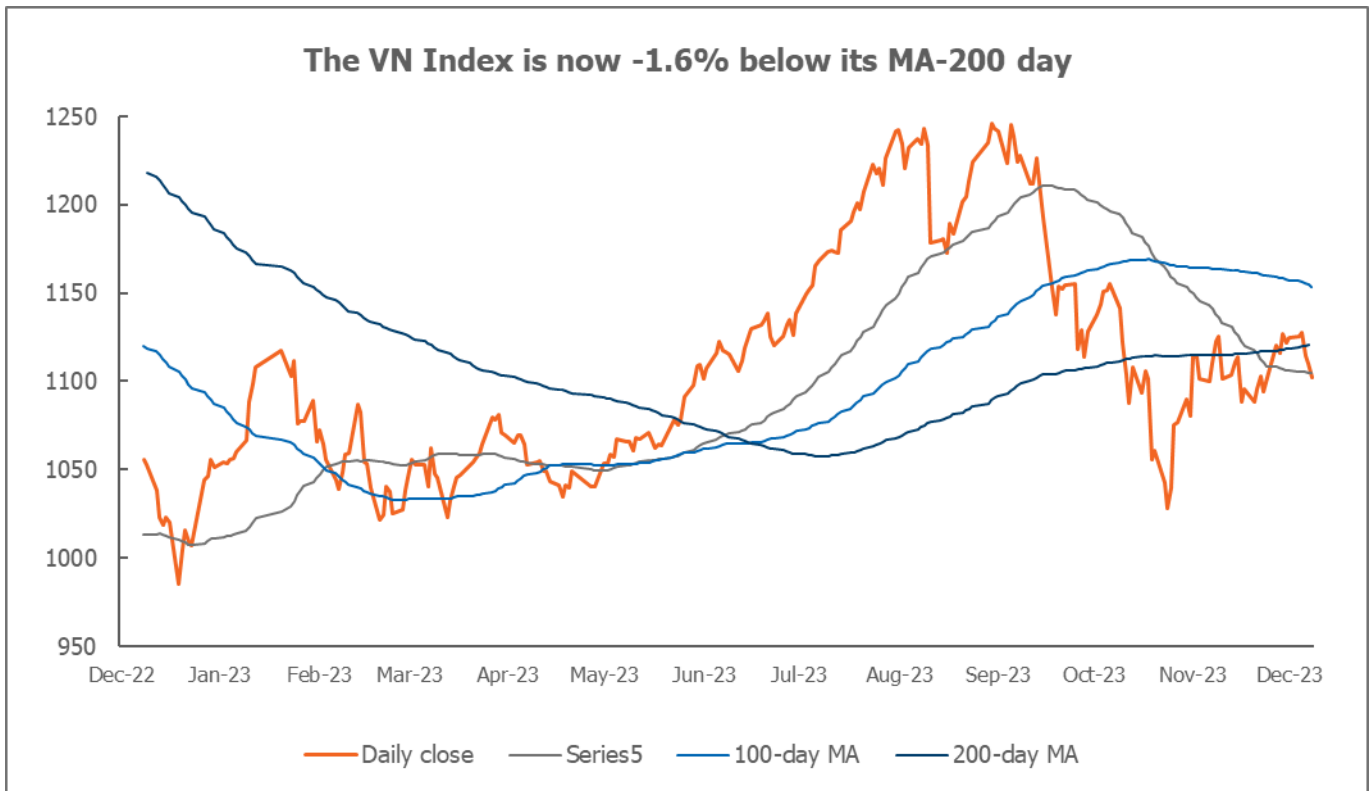
Source: Bloomberg, Yuanta Vietnam (Dec 15)

VN 30 breadth			
	WoW	MoM	YTD
Gainers	5	6	18
Losers	25	24	12

Source: Bloomberg (Dec 15, 2023)

VNI breadth			
	WoW	MoM	YTD
Gainers	88	178	271
Losers	286	189	111

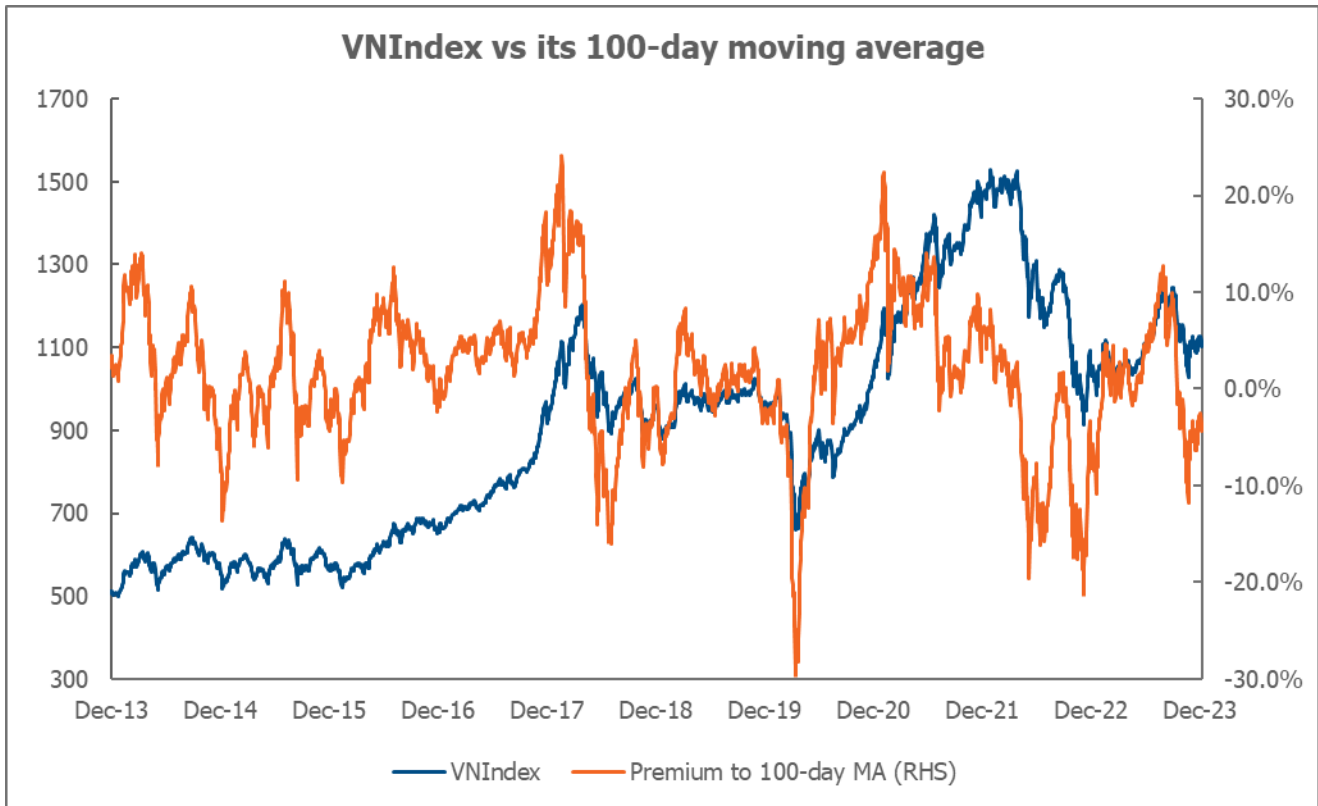
Source: Bloomberg (Dec 15, 2023)



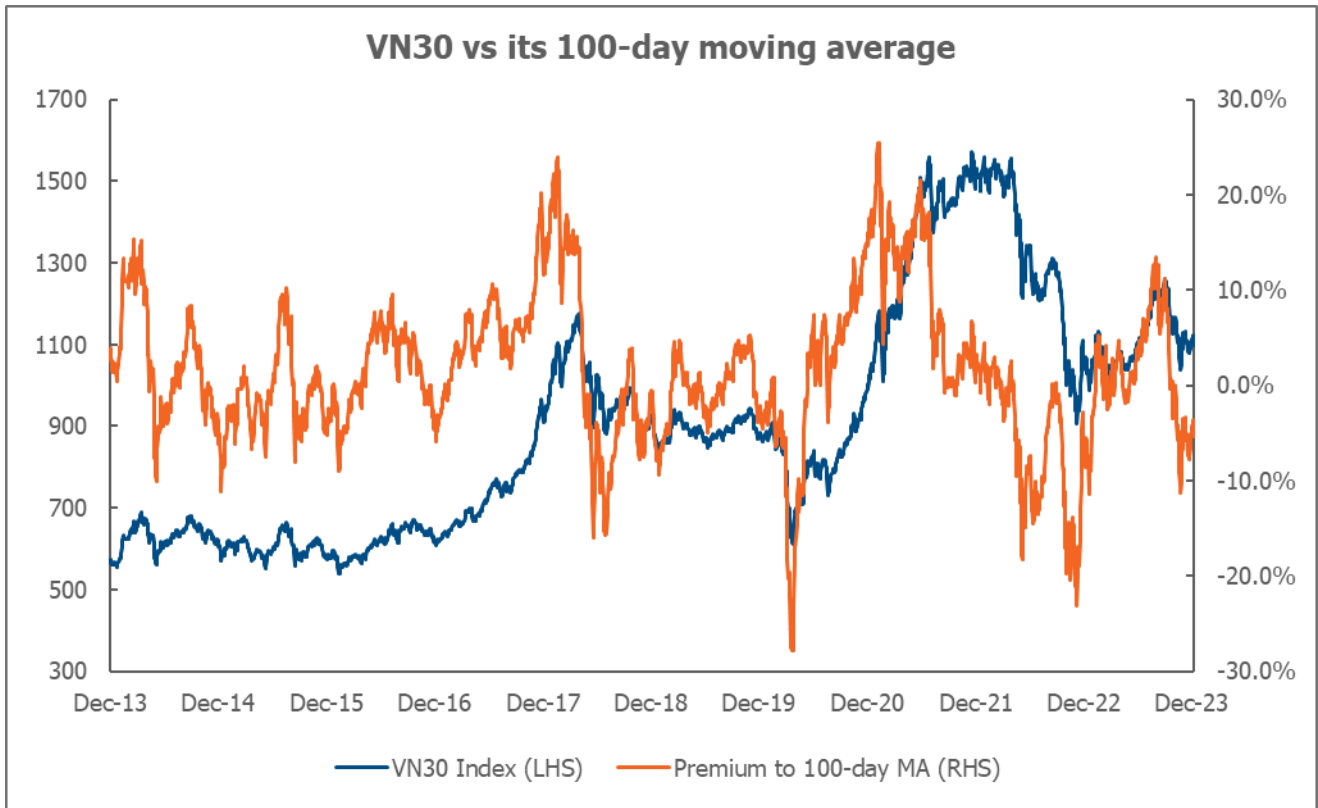
Source: Bloomberg, Yuanta Vietnam (Dec 15)



Source: Bloomberg, Yuanta Vietnam (Dec 15)



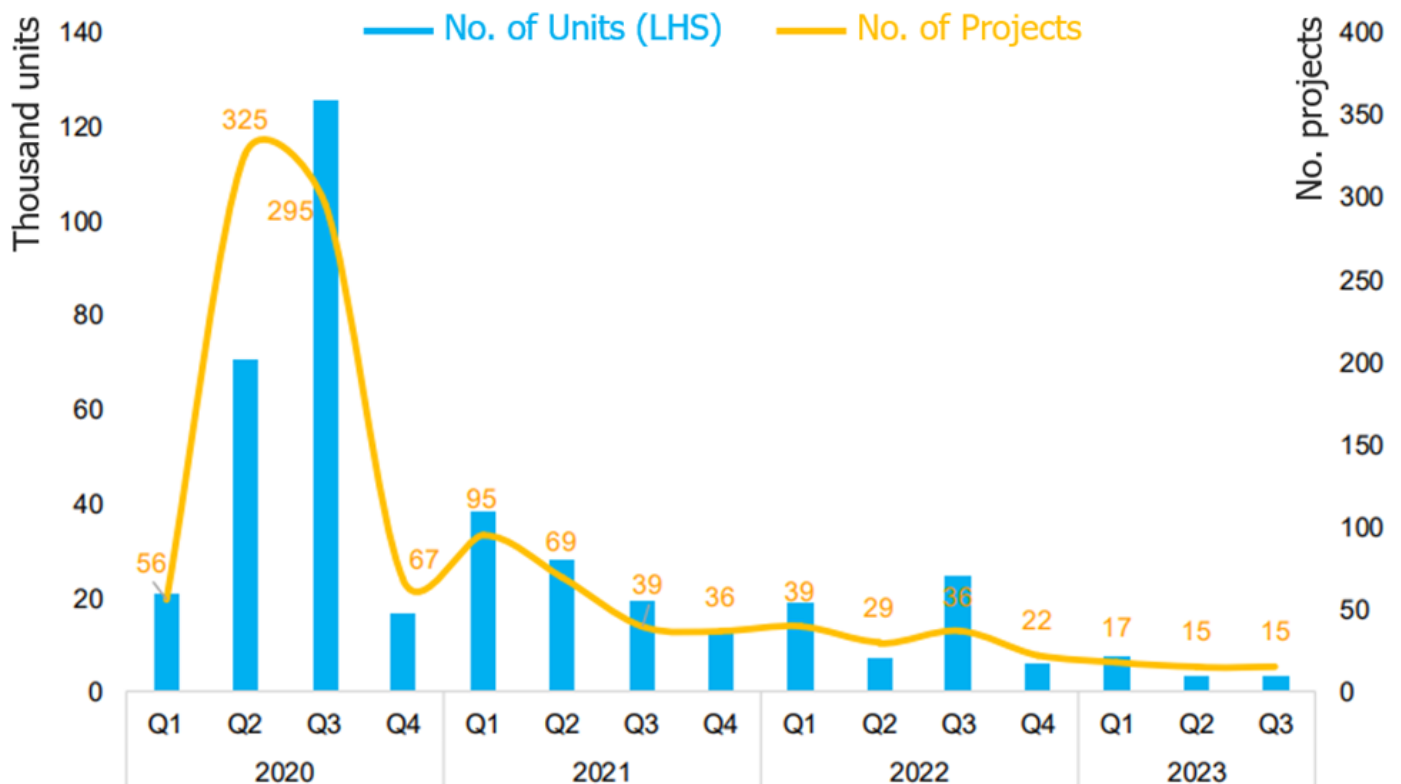
Source: Bloomberg, Yuanta Vietnam (Dec 15)



Source: Bloomberg, Yuanta Vietnam (Dec 15)

Residential property news: Expect weak earnings in 2024-25

- Vietnam’s Ministry of Construction reports a decline of -55% YoY in new projects across the nation. Just 47 projects in Vietnam have secured construction licenses YTD.
- Consequently, the property developers face a subdued earnings outlook for 2024-2025. This is because revenues and profits in this industry are a function of prior-year presales.
- So even if the property market picks up in 2025, as we expect it to do, the full P&L impact of such a recovery would be seen only in 2026-2027.

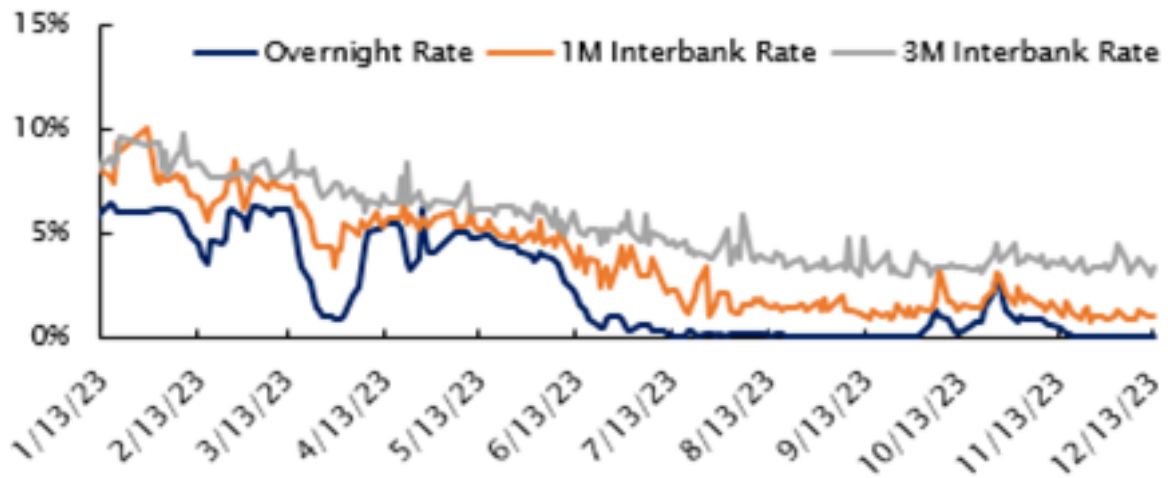


Source: Ministry of Construction

Financial system – SOE bank deposit rates continue to tick lower

- The interbank overnight rate remained unchanged WoW at 0.15% on Dec 13.
- The 1M interbank rate increased by +19bps WoW to 1.15% on Dec 13.

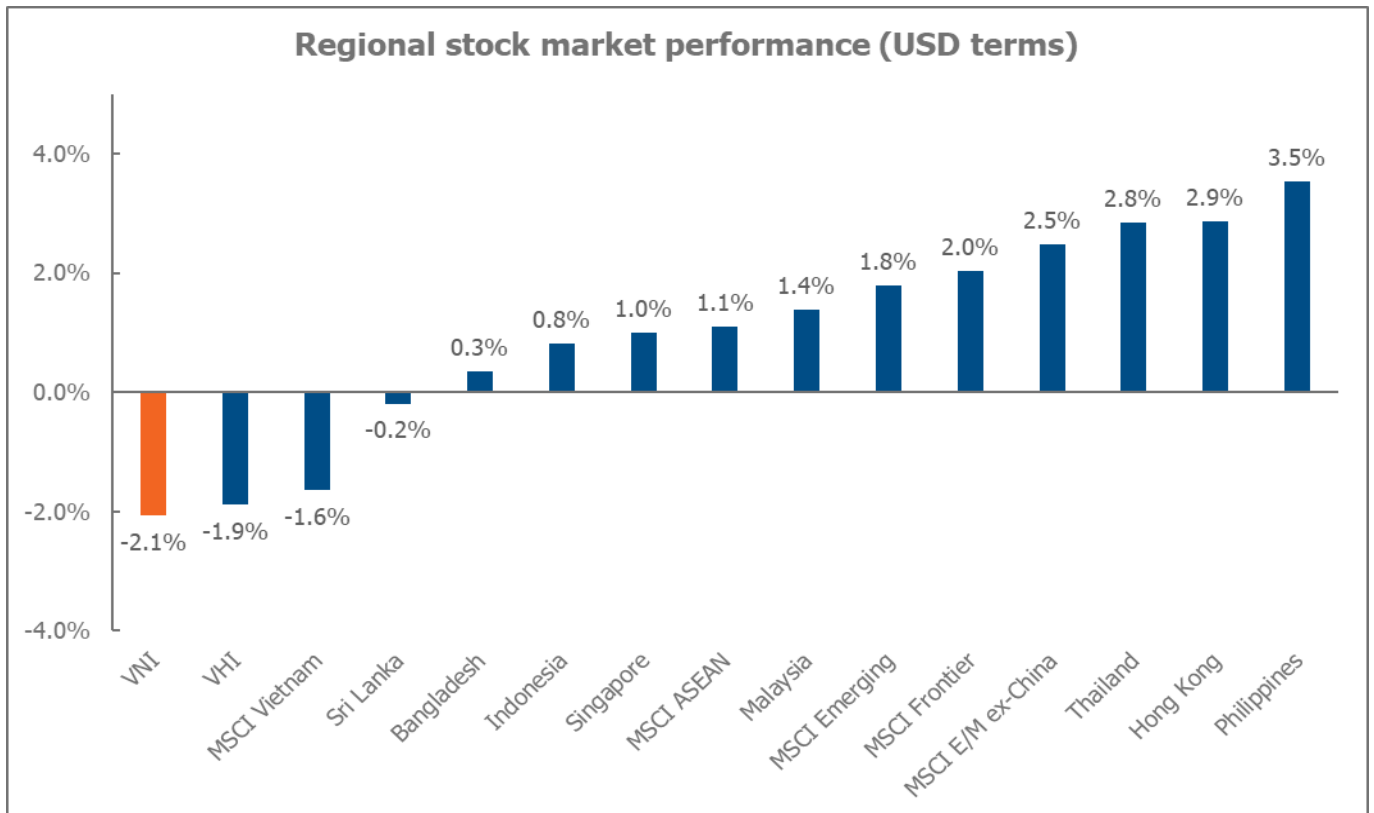
Interbank Rates



Source: SBV

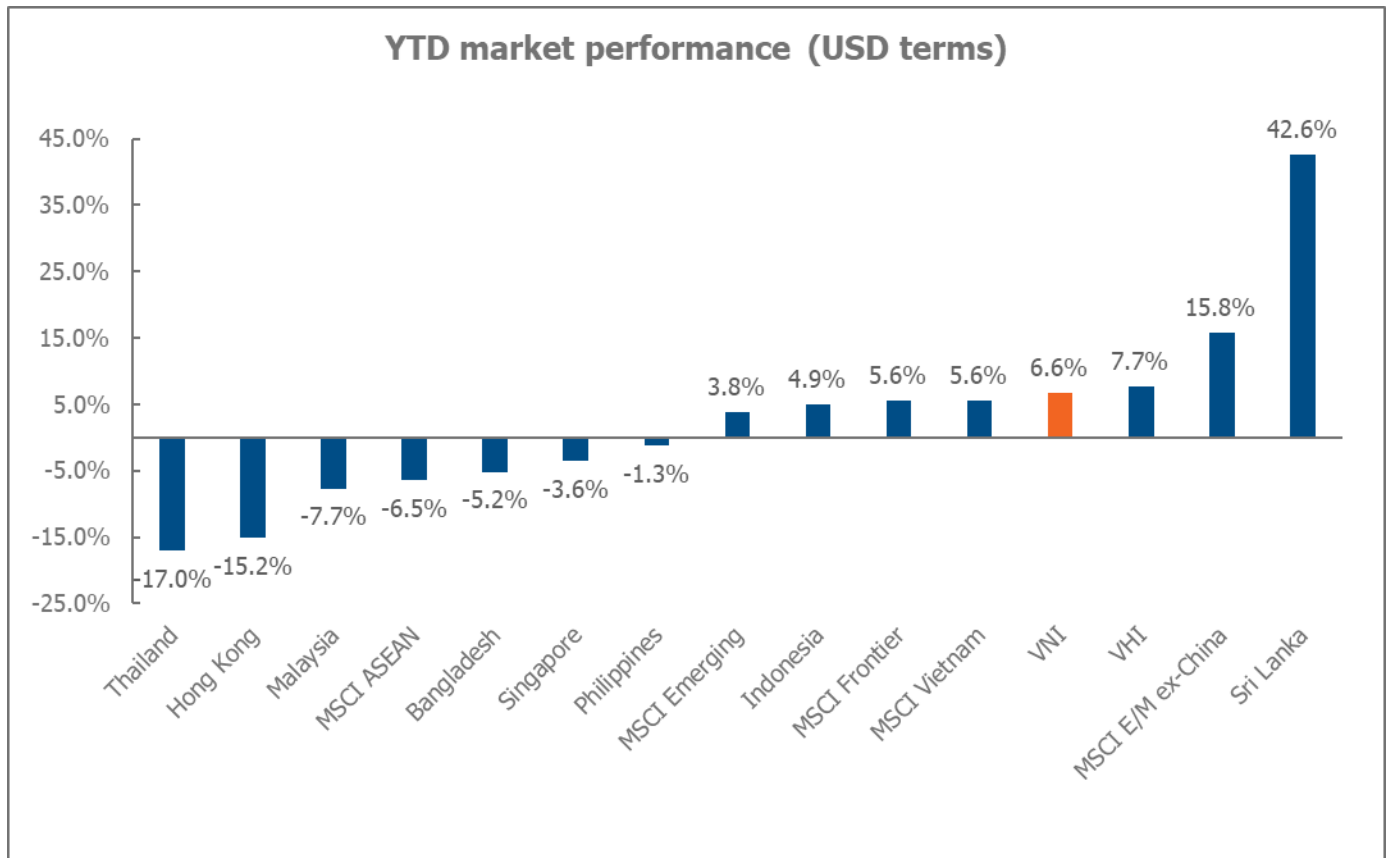
- SOE banks (Agribank, BIDV [BID], and Vietinbank [CTG]) have cut their term-deposit rates by 30-40 bps.
- Especially, they have lowered their 12-month deposit rates to 5.0%/annum (-30bps), yet still maintaining a 20 bps higher compared to that of VCB.
- We think that Agribank, BID, and CTG might further reduce their deposit rates by another 20bps to match the level set by VCB.

The VNI was down by -2.1% WoW (in USD terms) ...



Source: Bloomberg, Yuanta Vietnam (Dec 15)

... but still up by +6.6% YTD in USD terms



Source: Bloomberg, Yuanta Vietnam (Dec 15)

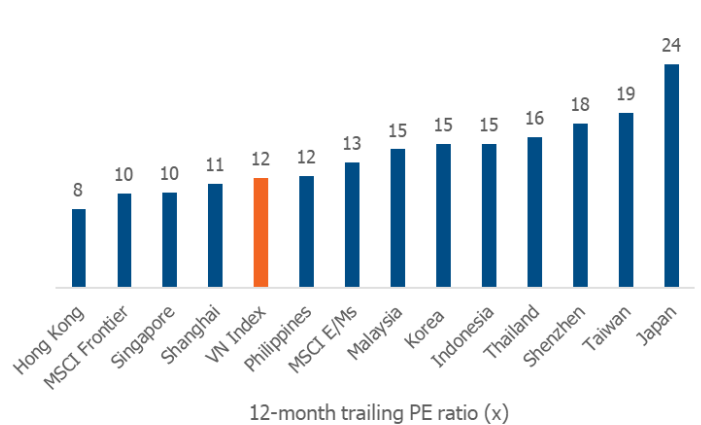
Vietnam stocks no longer look cheap vs. the region on a trailing P/E basis...

...but forward P/E is still reasonable (not screamingly cheap), at 12x.

Regional stock market: Trailing PE multiples



Regional stock market: 2023E PE multiples

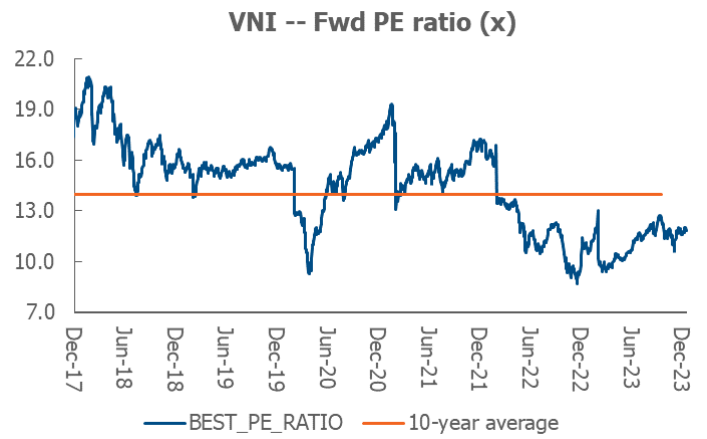
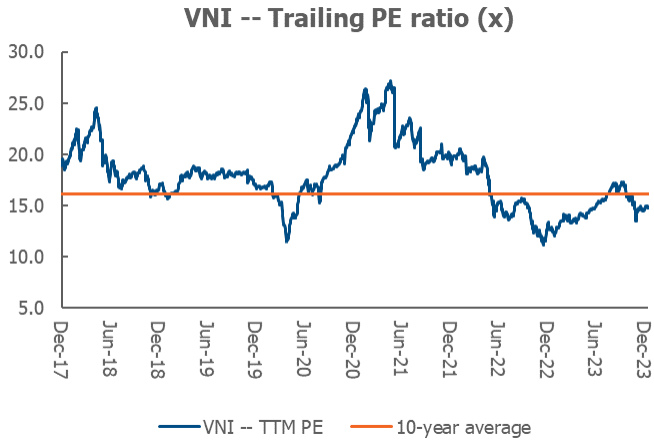


Source: Bloomberg, Yuanta Vietnam (Dec 15)

Source: Bloomberg (2023E consensus PE), Yuanta Vietnam (Dec 15)

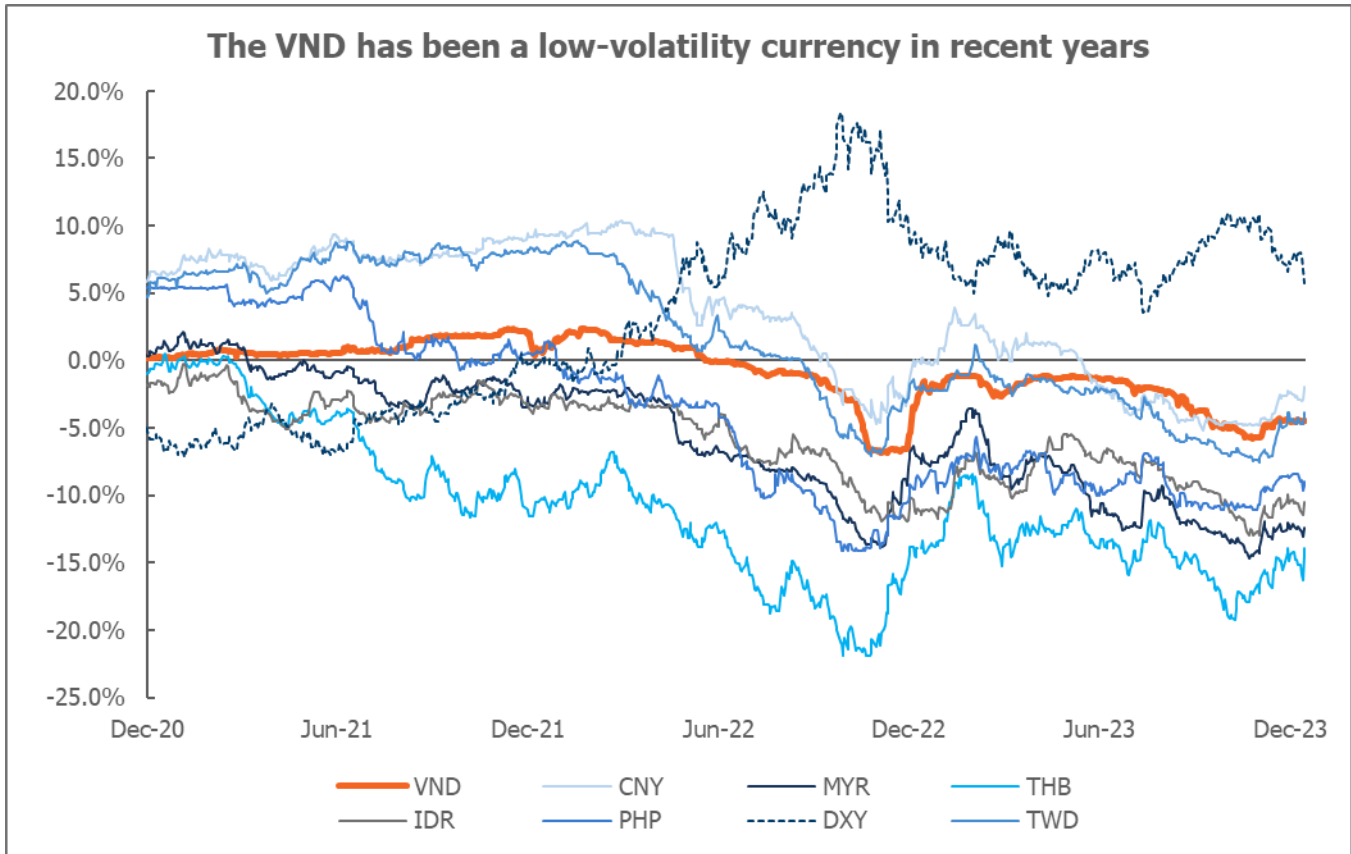
The VNI's trailing PE ratio is now 14.8x.

The mainboard's 2023E PE is now 11.8x, based on Bloomberg consensus.

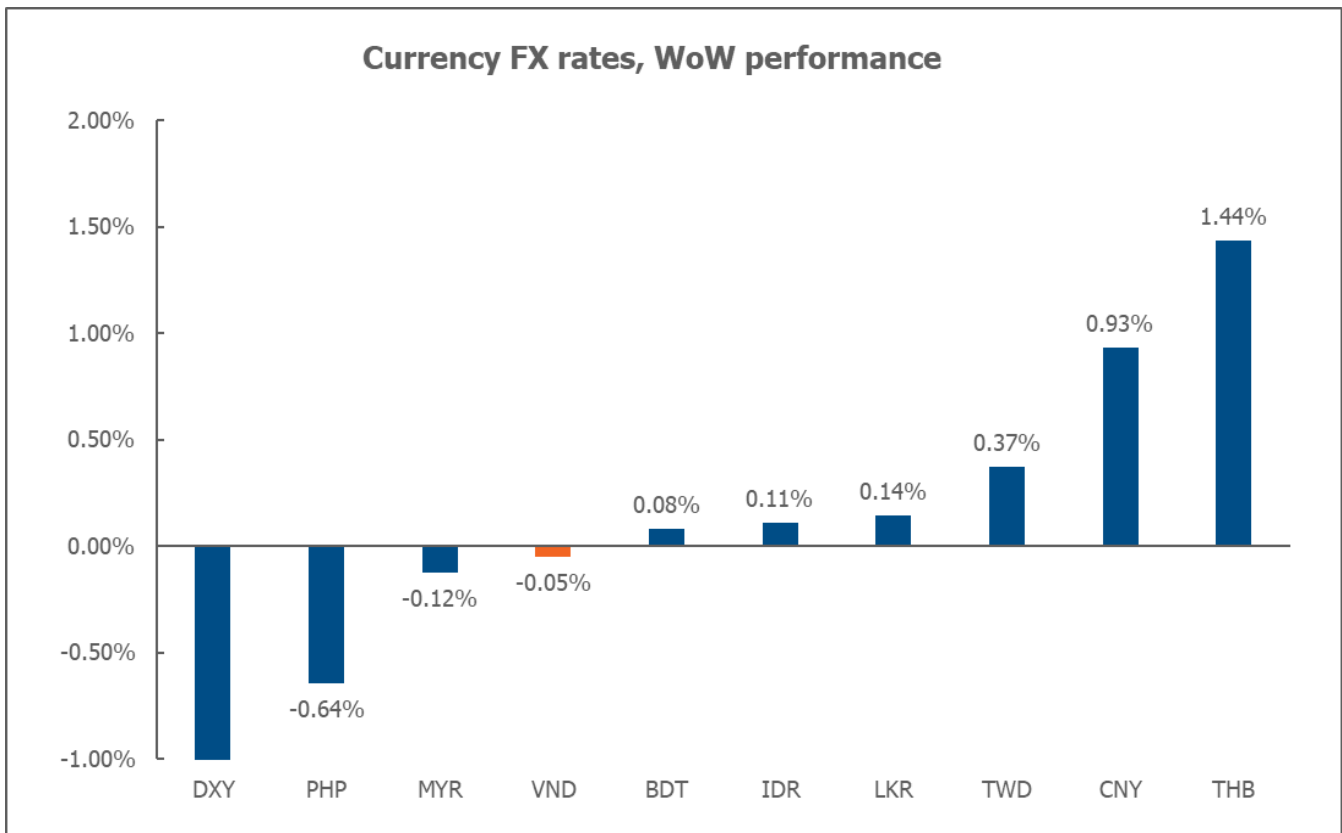


Source: Bloomberg, Yuanta Vietnam

Source: Bloomberg (2023E consensus PE), Yuanta Vietnam



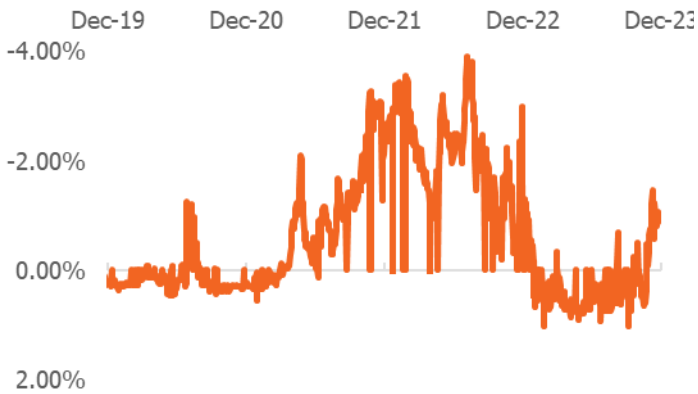
Source: Bloomberg, Yuanta Vietnam (Dec 15)



Source: Bloomberg, Yuanta Vietnam (Dec 15)

US dollar cash premium to the official bank rate has picked up again

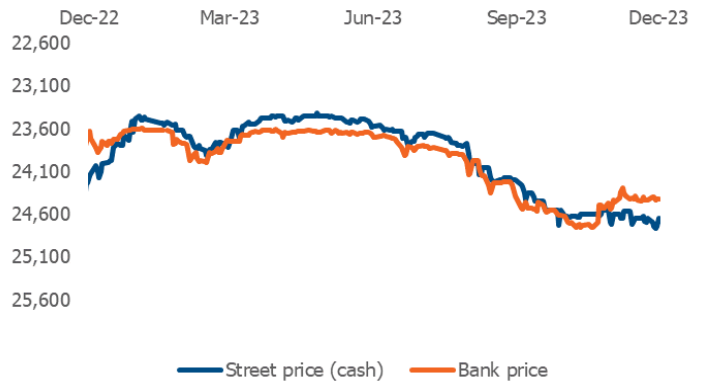
Cash rate vs bank rate for buying USD with VND



Source: FiinPro, Yuanta Vietnam. Bank data refers to VCB's published electronic selling price vs. the "free market" price for USD notes.

...as the official rate has recovered slightly since September, whereas the street price is flattish.

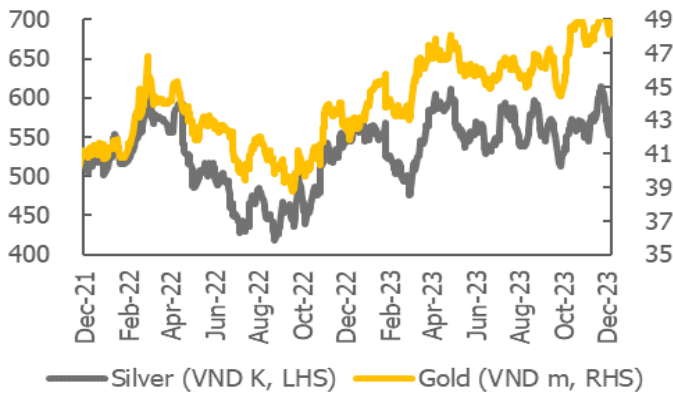
VND rates to buy USD



Source: FiinPro, Yuanta Vietnam

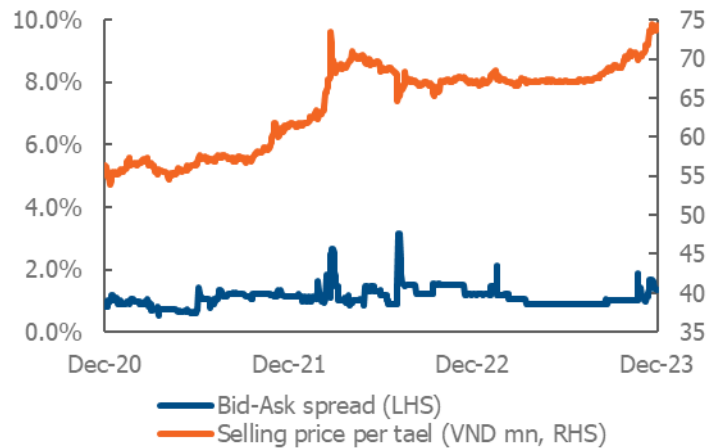
Global precious metals are gaining steam...

Precious metals in VND terms

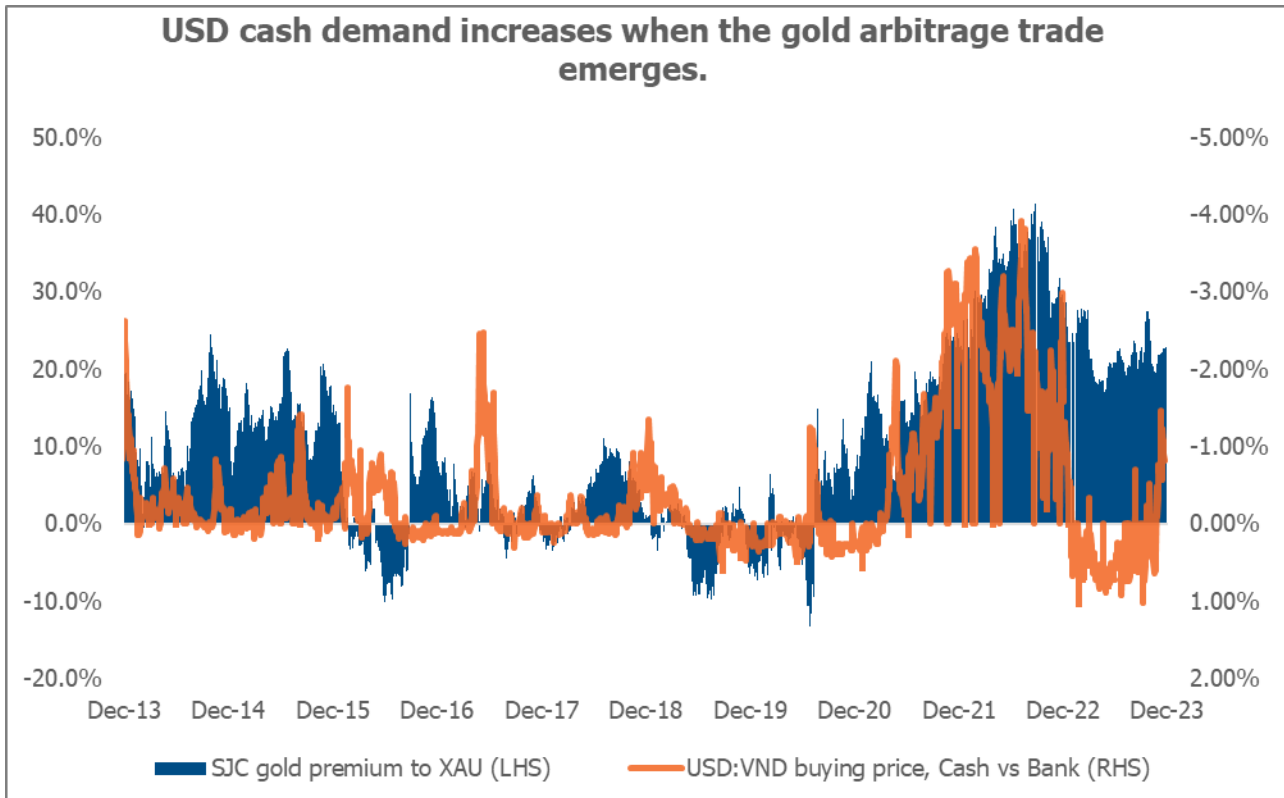


Source: FiinPro, Yuanta Vietnam. Bank data refers to VCB's published electronic selling price vs. the "free market" price for USD notes.

...but SJC has also increased its pricing.

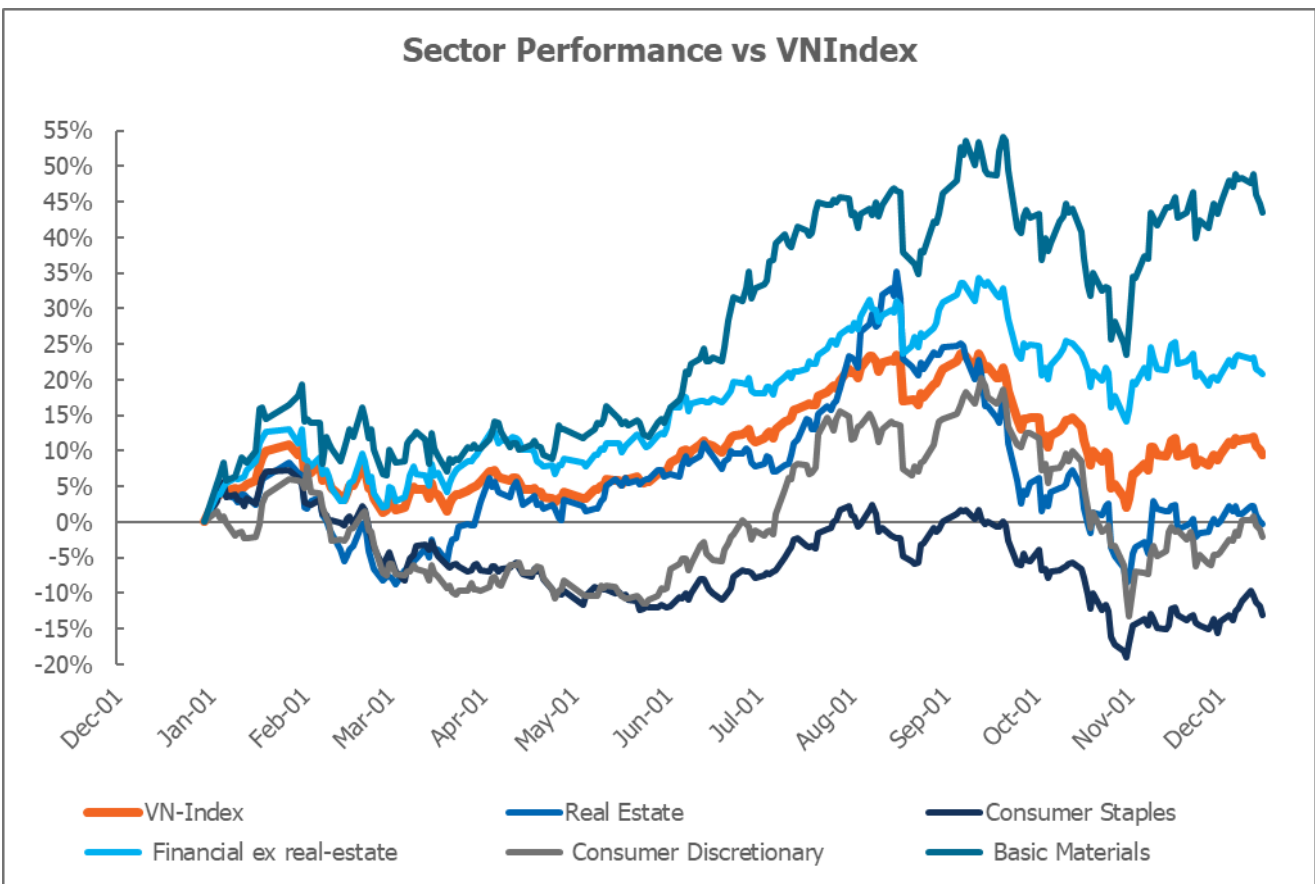
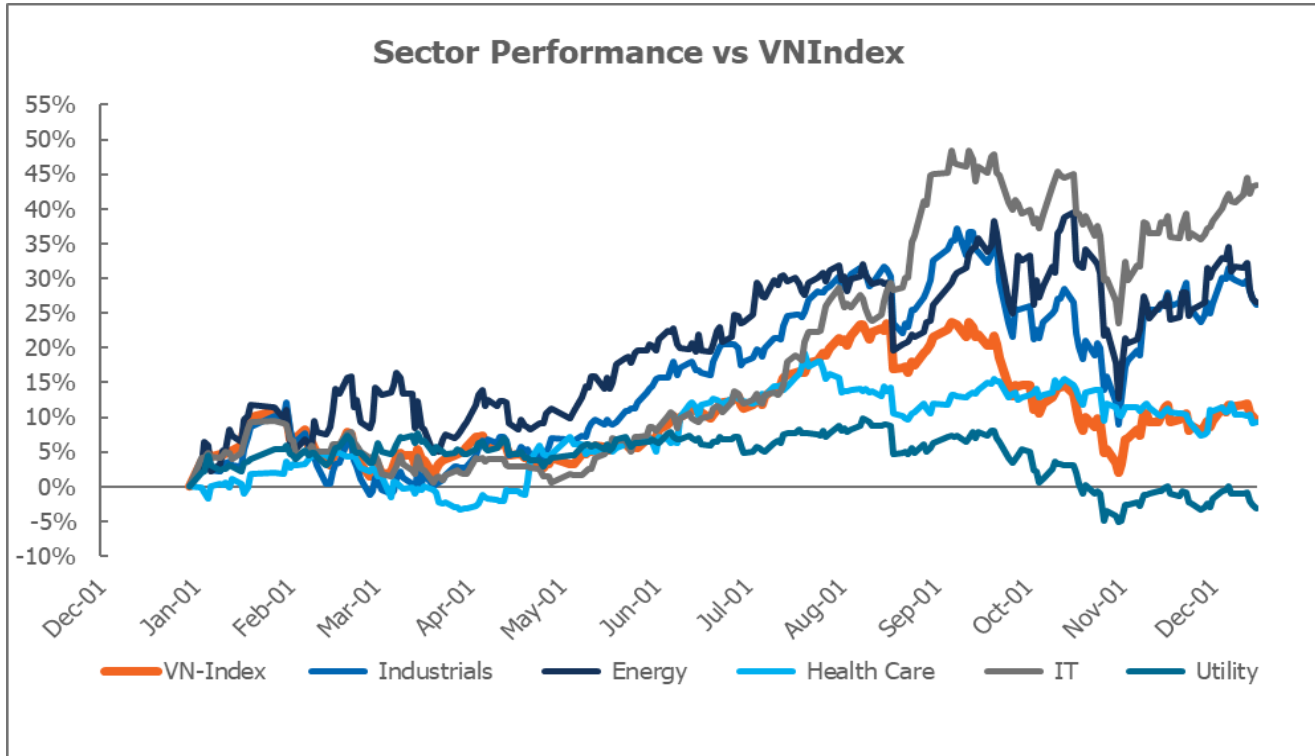


Source: FiinPro, Yuanta Vietnam



Source: FiinPro, Bloomberg, Yuanta Vietnam (Dec 15)

Sector performance YTD



Source: Bloomberg (Dec 15)

Yuanta Universe: Valuations and ratings

Sector	Stock Code	PER (x)			EPS Growth (%)			PEG (x)			PBV (x)			ROE (%)			ROA (%)		
		2022A	2023E	2024E	2022A	2023E	2024E	2022A	2023E	2024E	2022A	2023E	2024E	2022A	2023E	2024E	2022A	2023E	2024E
Banks	ACB VN	5.7	5.7	4.6	43.2	(1.2)	24.0	0.1	n/a	0.2	1.3	1.3	1.0	26.2	23.9	24.4	2.4	2.4	2.6
	BID VN	13.3	11.4	9.5	81.0	16.9	19.6	0.2	0.7	0.5	2.0	1.7	1.5	16.6	16.3	16.7	0.9	1.0	1.1
	HDB VN	6.2	5.9	4.5	28.2	5.0	30.1	0.2	1.2	0.1	1.3	1.3	1.0	22.2	22.0	23.8	2.1	2.2	2.3
	MBB VN	5.0	5.0	4.0	16.0	(0.3)	25.9	0.3	n/a	0.2	1.1	1.0	0.8	24.3	22.4	23.1	2.7	2.6	2.9
	STB VN	10.1	7.7	4.7	63.8	32.0	63.7	0.2	0.2	0.1	1.3	1.1	0.9	13.8	15.8	21.4	0.9	1.2	1.7
	VCB VN	14.1	13.8	10.1	39.9	2.1	36.4	0.4	6.7	0.3	2.9	2.8	2.2	22.5	22.1	24.4	1.9	1.9	2.3
	VPB VN	6.9	7.6	5.8	54.0	(9.9)	31.5	0.1	n/a	0.2	1.3	1.2	1.1	19.1	15.3	18.1	2.9	2.1	2.4
	Brokers	HCM VN	16.9	19.3	17.7	(32.8)	(12.7)	9.5	n/a	n/a	1.9	1.8	1.9	1.8	11.2	10.3	10.2	4.3	5.2
	SSI VN	21.4	14.1	13.2	(56.1)	51.3	6.7	n/a	0.3	2.0	2.1	1.9	1.7	12.2	14.2	13.6	4.3	6.3	6.3
	VCI VN	20.7	17.3	15.3	(55.7)	19.5	13.2	n/a	0.9	1.2	2.7	2.5	2.3	13.4	15.3	15.9	6.0	6.9	7.2
	VND VN	24.9	15.6	15.5	(65.1)	59.3	1.0	n/a	0.3	15.2	2.0	1.8	1.7	10.0	12.8	12.1	3.0	4.6	4.4
Energy	PVD VN	(130.4)	9.4	6.0	n/a	n/a	57.0	n/a	n/a	0.1	0.8	0.7	n/a	n/a	8.8	13.2	n/a	0.1	3.2
	NT2 VN	13.0	7.9	10.2	(14.6)	65.5	(23.0)	n/a	0.1	n/a	1.8	1.8	n/a	15.9	17.5	17.7	9.6	10.4	10.6
	PC1 VN	14.3	7.2	6.9	(31.9)	97.5	5.5	n/a	0.1	1.3	1.0	0.9	n/a	13.7	14.2	13.1	4.8	5.9	6.5
Consumer	MSN VN				20.9	4.2	-	n/a	n/a	n/a	1.4	1.2	n/a	15.2	13.7	-	8.9	8.2	-
	PNJ VN	15.2	16.0	12.8	25.5	(5.3)	24.8	0.6	n/a	0.5	2.3	2.2	2.0	21.4	19.3	22.5	15.1	13.9	15.9
	DGW VN	9.5			17.8		-	0.5	n/a	n/a	2.0	2.0	n/a	18.4	18.4	-	7.1	7.1	-
	FRT VN	30.6	104.7	29.7	(12.0)	(70.8)	252.9	n/a	n/a	0.1	5.8	6.7	n/a	19.4	6.8	19.9	3.8	1.2	3.8
Oil & GAS	POW VN	14.6	10.5	9.5	5.6	40.0	10.0	2.6	0.3	1.0	0.9	0.9	n/a	5.9	7.6	7.8	3.5	4.7	4.8
Property	KBC VN	5.5	3.9		91.0	40.0	-	0.1	0.1	n/a	1.2	1.0	n/a	22.0	26.0	-	10.0	12.0	-
	DXG VN	12.3	6.3		(22.0)	97.0	-	n/a	0.2	n/a	1.2	1.1	n/a	9.0	15.0	-	4.0	6.0	-
	KDH VN	19.7	28.3	16.2	(18.0)	(30.0)	75.0	n/a	n/a	0.2	1.9	1.8	1.7	10.0	6.0	11.0	6.0	4.0	6.0
	NLG VN	26.5	23.4	24.4	(57.0)	13.0	(4.0)	n/a	1.8	n/a	1.5	1.5	1.4	6.0	7.0	5.0	3.0	3.0	3.0
	NVL VN	-	-	-	18.3	53.3	-	-	-	n/a	-	-	-	10.6	14.8	-	2.4	3.4	-
	VHM VN	6.0	5.8	6.9	(20.0)	(1.0)	(16.0)	n/a	n/a	n/a	1.2	1.0	0.9	21.0	19.0	14.0	10.0	9.0	7.0
	VRE VN	18.5	12.4	12.5	111.4	48.7	(0.5)	0.2	0.3	n/a	1.6	1.5	1.3	8.7	12.2	11.0	6.9	9.5	8.7
	Transport	ACV VN				-	-	-	n/a	n/a	n/a	2.6	2.4	n/a	11.0	12.6	-	5.2	5.3
Industrials	DHC VN	6.9	5.2	3.6	(22.1)	32.2	47.3	n/a	0.2	0.1	1.3	1.2	n/a	22.0	23.9	30.8	20.6	10.1	15.2
	BWE VN	10.6	8.5	6.0	17.0	24.9	41.7	0.6	0.3	0.1	1.8	1.6	n/a	18.8	20.6	25.5	8.6	10.6	14.7
Technology	FPT VN	25.2	20.7	15.8	22.9	22.0	30.5	1.1	0.9	0.5	4.8	4.2	3.6	22.7	23.9	15.3	10.1	11.6	13.3

Stock ratings and pricing data is as of close on Dec 15 2023

Source: Bloomberg, Yuanta Vietnam

Appendix A: Important Disclosures

Analyst Certification

Each research analyst primarily responsible for the content of this research report, in whole or in part, certifies that with respect to each security or issuer that the analyst covered in this report: (1) all of the views expressed accurately reflect his or her personal views about those securities or issuers; and (2) no part of his or her compensation was, is, or will be, directly or indirectly, related to the specific recommendations or views expressed by that research analyst in the research report.

Ratings Definitions

BUY: We have a positive outlook on the stock based on our expected absolute or relative return over the investment period. Our thesis is based on our analysis of the company's outlook, financial performance, catalysts, valuation and risk profile. We recommend investors add to their position.

HOLD-Outperform: In our view, the stock's fundamentals are relatively more attractive than peers at the current price. Our thesis is based on our analysis of the company's outlook, financial performance, catalysts, valuation and risk profile.

HOLD-Underperform: In our view, the stock's fundamentals are relatively less attractive than peers at the current price. Our thesis is based on our analysis of the company's outlook, financial performance, catalysts, valuation and risk profile.

SELL: We have a negative outlook on the stock based on our expected absolute or relative return over the investment period. Our thesis is based on our analysis of the company's outlook, financial performance, catalysts, valuation and risk profile. We recommend investors reduce their position.

Under Review: We actively follow the company, although our estimates, rating and target price are under review.

Restricted: The rating and target price have been suspended temporarily to comply with applicable regulations and/or Yuanta policies.

Note: Yuanta research coverage with a Target Price is based on an investment period of 12 months. Greater China Discovery Series coverage does not have a formal 12 month Target Price and the recommendation is based on an investment period specified by the analyst in the report.

Global Disclaimer

© 2019 Yuanta. All rights reserved. The information in this report has been compiled from sources we believe to be reliable, but we do not hold ourselves responsible for its completeness or accuracy. It is not an offer to sell or solicitation of an offer to buy any securities. All opinions and estimates included in this report constitute our judgment as of this date and are subject to change without notice.

This report provides general information only. Neither the information nor any opinion expressed herein constitutes an offer or invitation to make an offer to buy or sell securities or other investments. This material is prepared for general circulation to clients and is not intended to provide tailored investment advice and does not take into account the individual financial situation and objectives of any specific person who may receive this report. Investors should seek financial advice regarding the appropriateness of investing in any securities, investments or investment strategies discussed or recommended in this report. The information contained in this report has been compiled from sources believed to be reliable but no representation or warranty, express or implied, is made as to its accuracy, completeness or correctness. This report is not (and should not be construed as) a solicitation to act as securities broker or dealer in any jurisdiction by any person or company that is not legally permitted to carry on such business in that jurisdiction.

Yuanta research is distributed in the United States only to Major U.S. Institutional Investors (as defined in Rule 15a-6 under the Securities Exchange Act of 1934, as amended and SEC staff interpretations thereof). All transactions by a US person in the securities mentioned in this report must be effected through a registered broker-dealer under Section 15 of the Securities Exchange Act of 1934, as amended. Yuanta research is distributed in Taiwan by Yuanta Securities Investment Consulting. Yuanta research is distributed in Hong Kong by Yuanta Securities (Hong Kong) Co. Limited, which is licensed in Hong Kong by the Securities and Futures Commission for regulated activities, including Type 4 regulated activity (advising on securities). In Hong Kong, this research report may not be redistributed, retransmitted or disclosed, in whole or in part or any form or manner, without the express written consent of Yuanta Securities (Hong Kong) Co. Limited.

Taiwan persons wishing to obtain further information on any of the securities mentioned in this publication should contact:

Attn: Research
Yuanta Securities Investment Consulting
4F, 225,
Section 3 Nanking East Road, Taipei 104
Taiwan

Hong Kong persons wishing to obtain further information on any of the securities mentioned in this publication should contact:

Attn: Research
Yuanta Securities (Hong Kong) Co. Ltd
23/F, Tower 1, Admiralty Centre
18 Harcourt Road,
Hong Kong

Korean persons wishing to obtain further information on any of the securities mentioned in this publication should contact:

Head Office
Yuanta Securities Building
Euljiro 76 Jung-gu
Seoul, Korea 100-845
Tel: +822 3770 3454

Indonesia persons wishing to obtain further information on any of the securities mentioned in this publication should contact:

Attn: Research
PT YUANTA SECURITIES INDONESIA
(A member of the Yuanta Group)
Equity Tower, 10th Floor Unit EFGH
SCBD Lot 9
Jl. Jend. Sudirman Kav. 52-53
Tel: (6221) – 5153608 (General)

Thailand persons wishing to obtain further information on any of the securities mentioned in this publication should contact:

Research department
Yuanta Securities (Thailand)
127 Gaysorn Tower, 16th floor
Ratchadamri Road, Pathumwan
Bangkok 10330

Vietnam persons wishing to obtain further information on any of the securities mentioned in this publication should contact:

Research department
Yuanta Securities (Vietnam)
4th Floor, Saigon Centre
Tower 1, 65 Le Loi Boulevard,
Ben Nghe Ward, District 1,
HCMC, Vietnam

China
Beijing Rep. Office
Shanghai Rep. Office
Shenzhen Rep. Office

Hong Kong
Yuanta Securities Hong Kong
Polaris Securities
Hong Kong Rep. Office

Vietnam
Yuanta Securities Vietnam

Myanmar
Myanmar Rep. Office

Cambodia
Yuanta Securities Cambodia



South Korea
Yuanta Securities Korea
Hanshin Mutual Savings

Taiwan
Yuanta Securities
Yuanta Bank
Yuanta Life

Philippines
Yuanta Saving Bank

Indonesia
Yuanta Securities Indonesia

Thailand
Yuanta Securities Thailand

YUANTA SECURITIES VIETNAM OFFICE

Head office: 4th Floor, Saigon Centre, Tower 1, 65 Le Loi Boulevard, Ben Nghe Ward, District 1, HCMC, Vietnam

Institutional Research

Matthew Smith, CFA
Head of Research
Tel: +84 28 3622 6868 (ext. 3815)
matthew.smith@yuanta.com.vn

Tanh Tran
Analyst (Banks)
Tel: +84 28 3622 6868 (ext. 3874)
tanh.tran@yuanta.com.vn

Di Luu
Assistant Analyst
Tel: +84 28 3622 6868 (ext. 3845)
di.luu@yuanta.com.vn

Binh Truong
Deputy Head of Research (O&G, Energy)
Tel: +84 28 3622 6868 (ext. 3845)
binh.truong@yuanta.com.vn

Tam Nguyen
Analyst (Property)
Tel: +84 28 3622 6868 (ext. 3874)
tam.nguyen@yuanta.com.vn

An Nguyen
Assistant Analyst
Tel: +84 28 3622 6868 (ext. 3958)
an.nguyen@yuanta.com.vn

Institutional Sales

Lawrence Heavey
Head of Institutional Sales
Tel: +84 28 3622 6868 (ext. 3835)
lawrence.heavey@yuanta.com.vn

Hien Le
Sales Trader
hien.le@yuanta.com.vn

Dat Bui
Sales Trader
dat.bui@yuanta.com.vn

Tuan-Anh Nguyen
Sales Trader
Tel: +84 28 3622 6868 (ext. 3909)
anh.nguyen2@yuanta.com.vn

Vi Truong
Sales Trader
vi.truong@yuanta.com.vn