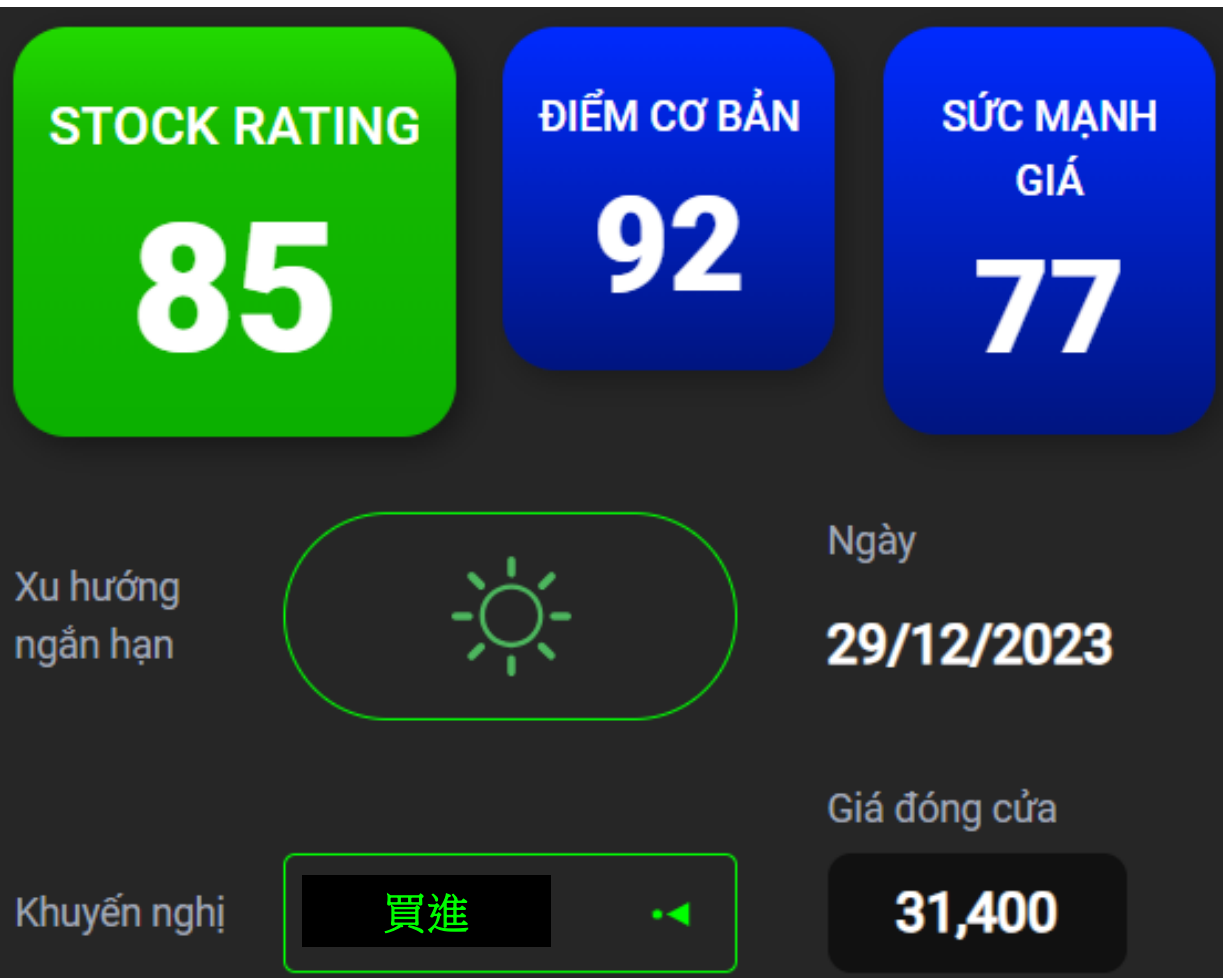


個股焦點

KDH



# KDH – 在困難時期堅定不移



短期阻力關卡: 32.90

短期支撐關卡: 29.45

短期趨勢 (5-10 天): 上漲

中期阻力關卡: 34.51

中期支撐關卡: 27.20

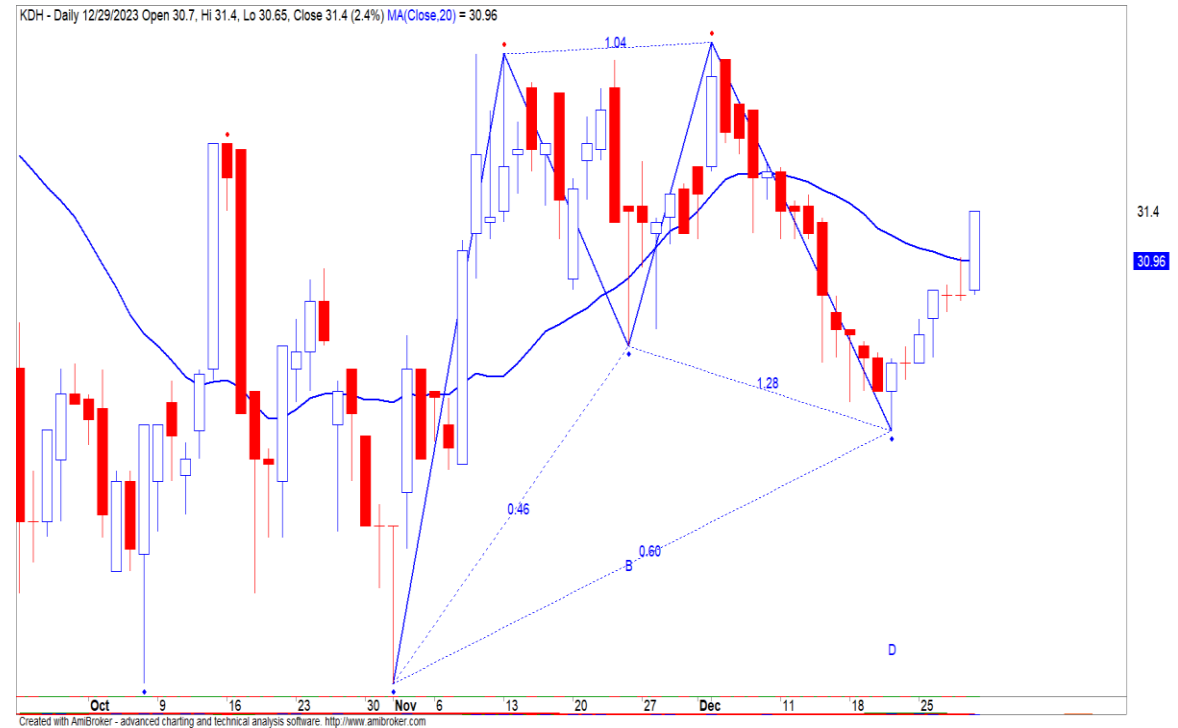
中期趨勢 (1-3 月): 下跌

# KDH – 在困難時期堅定不移

- 我們預計 2023 年收入將減少 -14% YoY，達到 2 兆 5,130 億越南盾，並完成公司收入計畫的 81%。不過，我們預計全年的稅後利潤將達到 9,860 億越南盾（-9% YoY），達到稅後利潤計畫的 99%。
- 處於有利地位可以利用市場的最終復甦。我們認為，KDH 是胡志明市完成行政手續最積極的投資者，因為 KDH 已獲得 The Privia 的全面行政批准以及 Emeria 和 Clarita 的施工許可。
- KDH 謹慎的財務策略幫助在困難時期維持業務運作。淨負債與股本比率僅 0.17 倍，證明負債比率較低，並可能在需要時增加負債融資。此外，高達 5.6 倍的現金與短期貸款比率顯示該公司已準備好履行其短期義務。財務實力使 KDH 能夠優化重要業務決策的時間，例如以優惠價格擴大股本或併購。
- KDH 的股票評級為 85 點，因此我們對該股票的增長評級為積極。
- KDH 的價格走勢圖收盤上漲 2.4%，成交量比前一交易日強勁增加 46%。同時，KDH 的價格走勢圖仍處於短期調整階段，因此投資者在大幅上漲的期間限制追漲。積極點是，價格走勢圖確認了牛市蝙蝠上漲模式，KDH 的短期趨勢也調整至上漲。因此，我們建議短期投資者可以考慮以當前價格低於 5% 的比例買進，並在價格強度水平高於 80 點時增加比例。


# KDH – 在困難時期堅定不移

股票代碼	KDH
建議價格	31.40
目前價格	31.40
短期趨勢	上漲
中期趨勢	下跌
短期目標	34.77
與目前價格相比的短期上漲空間	10.74%
短期停損	29.82
Reward/ Risk	1.74
預期持有 (盤)	22
最佳分配比例	5.00%
建議	買進



源：YSVN

# 短期建議列表



# 短期建議列表

股碼	股價	短期趨勢	中期趨勢	建議買進日期	T+交易	短期買進價格	Stop loss	報酬%	建議
GMD	70.50	上漲	上漲	06/11/2023	T+41	65.00	69.02	8.46%	持有
CTR	91.80	上漲	上漲	06/11/2023	T+41	77.50	87.21	18.45%	持有
SHS	18.90	上漲	上漲	07/11/2023	T+40	16.00	17.37	18.13%	持有
SSI	32.80	上漲	下跌	09/11/2023	T+38	30.30	31.54	8.25%	持有
FPT	96.10	上漲	下跌	09/11/2023	T+38	92.60	94.18	3.78%	持有
PTB	59.00	上漲	上漲	10/11/2023	T+37	56.90	57.57	3.69%	持有
DXP	12.80	上漲	上漲	15/11/2023	T+34	13.20	12.09	-3.03%	持有
VIP	11.35	上漲	下跌	16/11/2023	T+33	11.35	10.89	0.00%	持有
LAS	14.00	上漲	下跌	17/11/2023	T+32	13.60	13.74	2.94%	持有
BMP	104.30	上漲	上漲	05/12/2023	T+20	92.10	102.11	13.25%	持有
VCG	24.70	上漲	下跌	06/12/2023	T+19	24.50	23.55	0.82%	持有
TNG	20.00	上漲	上漲	13/12/2023	T+14	19.90	18.81	0.50%	持有
MBB	18.65	上漲	下跌	27/12/2023	T+4	18.45	18.22	1.08%	持有
HSG	22.80	上漲	上漲	29/12/2023	T+2	22.70	21.47	0.44%	持有
KDH	31.40	上漲	下跌	02/01/2024	T+0	31.40	29.82	0.00%	買進

# VNMidcaps 股票列表顯示信號

股碼	股價	短期趨勢	中期趨勢	建議買進日期	T+交易	短期買進價格	Stop loss	報酬%	短期目標價	信號
CTD	68.80	上漲	上漲	26/10/2023	T+48	55.00	65.17	25.09%	62.67	持有
CTR	91.80	上漲	上漲	06/11/2023	T+41	77.50	87.21	18.45%	92.11	持有
FRT	107.00	上漲	上漲	06/11/2023	T+41	96.00	99.91	11.46%	116.04	持有
GMD	70.50	上漲	上漲	06/11/2023	T+41	65.00	69.02	8.46%	76.01	持有
SJS	69.40	上漲	上漲	06/11/2023	T+41	61.60	67.48	12.66%	73.60	持有
DGC	94.40	上漲	上漲	07/11/2023	T+40	88.40	90.48	6.79%	110.14	持有
NKG	24.65	上漲	上漲	07/11/2023	T+40	19.50	23.10	26.41%	23.37	持有
VCI	42.75	上漲	下跌	07/11/2023	T+40	38.70	40.56	10.47%	46.16	持有
FTS	44.65	上漲	下跌	09/11/2023	T+38	39.15	42.39	14.05%	47.20	持有
VIX	17.10	上漲	上漲	09/11/2023	T+38	14.60	16.38	17.12%	19.31	持有
PVT	26.40	上漲	下跌	09/11/2023	T+38	25.60	25.74	3.12%	29.38	持有
GEX	23.60	上漲	上漲	09/11/2023	T+38	20.90	22.32	12.92%	23.22	持有
VND	22.25	上漲	上漲	09/11/2023	T+38	19.55	21.10	13.81%	23.39	持有
SZC	44.60	上漲	上漲	09/11/2023	T+38	37.30	42.62	19.57%	42.64	持有
TCH	13.20	上漲	下跌	09/11/2023	T+38	11.85	12.52	11.39%	13.60	持有
HCM	34.20	上漲	上漲	09/11/2023	T+38	28.80	32.33	18.75%	34.00	持有
HHV	15.45	上漲	下跌	09/11/2023	T+38	15.35	14.72	0.65%	17.29	持有
NLG	36.65	上漲	下跌	09/11/2023	T+38	34.70	35.71	5.62%	39.40	持有

# VNMidcaps 股票列表顯示信號

股碼	股價	短期趨勢	中期趨勢	建議買進日期	T+交易	短期買進價格	Stop loss	報酬%	短期目標價	信號
PHR	49.70	上漲	下跌	09/11/2023	T+38	46.40	48.29	7.11%	51.66	持有
PDR	27.85	上漲	上漲	09/11/2023	T+38	23.80	26.19	17.02%	29.34	持有
DGW	52.30	上漲	下跌	09/11/2023	T+38	50.10	49.54	4.39%	58.78	持有
PTB	59.00	上漲	上漲	10/11/2023	T+37	56.90	57.57	3.69%	64.87	持有
HAG	13.20	上漲	上漲	14/11/2023	T+35	9.00	12.56	46.67%	10.56	持有
BMP	104.30	上漲	上漲	05/12/2023	T+20	92.10	102.11	13.25%	106.87	持有
VCG	24.70	上漲	下跌	06/12/2023	T+19	24.50	23.55	0.82%	28.69	持有
PAN	20.20	上漲	下跌	26/12/2023	T+5	20.00	19.29	1.00%	24.94	持有
HSG	22.80	上漲	上漲	29/12/2023	T+2	22.70	21.47	0.44%	26.63	持有
KDH	31.40	上漲	下跌	02/01/2024	T+0	31.40	29.82	0.00%	34.77	買進



# VNSmallcaps 股票列表顯示信號

股碼	股價	短期趨勢	中期趨勢	建議買進日期	T+交易	短期買進價格	Stop loss	報酬%	短期目標價	信號
ELC	20.85	上漲	上漲	03/11/2023	T+42	16.05	19.48	29.89%	26.40	限制新買
TEG	9.84	上漲	上漲	06/11/2023	T+41	9.80	9.56	0.41%	12.79	持有
CTS	28.30	上漲	上漲	07/11/2023	T+40	23.10	26.99	22.51%	27.93	持有
DPG	39.65	上漲	下跌	07/11/2023	T+40	36.60	37.71	8.33%	45.03	持有
BSI	47.50	上漲	上漲	09/11/2023	T+38	39.80	44.81	19.35%	46.44	限制新買
CNG	27.40	上漲	下跌	09/11/2023	T+38	29.40	27.09	-6.80%	32.74	持有
AGR	16.05	上漲	下跌	09/11/2023	T+38	14.45	15.36	11.07%	17.26	持有
HHS	7.20	上漲	上漲	09/11/2023	T+38	6.10	6.78	18.03%	6.90	持有
CSV	41.00	上漲	下跌	09/11/2023	T+38	38.95	39.27	5.26%	44.62	持有
HAH	37.60	上漲	上漲	09/11/2023	T+38	33.75	36.45	11.41%	40.55	持有
VIP	11.35	上漲	下跌	16/11/2023	T+33	11.35	10.89	0.00%	12.69	持有
DRC	26.50	上漲	上漲	17/11/2023	T+32	23.00	25.45	15.22%	27.41	持有
GSP	11.90	上漲	下跌	05/12/2023	T+20	11.75	11.62	1.28%	28.41	持有
BFC	24.70	上漲	上漲	28/12/2023	T+3	25.10	23.37	-1.59%	27.78	持有
TDM	40.55	上漲	上漲	29/12/2023	T+2	40.50	38.65	0.12%	47.35	持有

# 聯繫

## 個人客戶分析部

### **Nguyễn Thế Minh**

研究分析經理

+84 28 3622 6868 ext 3826

minh.nguyen@yuanta.com.vn

### **Lý Thị Hiền**

研究分析主管

+84 28 3622 6868 ext 3908

hien.ly@yuanta.com.vn

### **Quách Đức Khánh**

高級分析專員

+84 28 3622 6868 ext 3833

khanh.quach@yuanta.com.vn

### **Nguyễn Trịnh Ngọc Hồng**

高級分析專員

+84 28 3622 6868 ext 3832

hong.nguyen@yuanta.com.vn

### **Khổng Hữu Hiệp**

高級分析專員

+84 28 3622 6868 ext 3912

hiep.khong@yuanta.com.vn

### **Phạm Tấn Phát**

高級分析專員

+84 28 3622 6868 ext 3880

phat.pham@yuanta.com.vn

### **Ngô Thanh Thảo**

分析助理

+84 28 3622 6868 ext 3952

thao.ngo@yuanta.com.vn

# Global Disclaimer



© 2020 Yuanta. All rights reserved. The information in this report has been compiled from sources we believe to be reliable, but we do not hold ourselves responsible for its completeness or accuracy. It is not an offer to sell or solicitation of an offer to buy any securities. All opinions and estimates included in this report constitute our judgment as of this date and are subject to change without notice.

This report provides general information only. Neither the information nor any opinion expressed herein constitutes an offer or invitation to make an offer to buy or sell securities or other investments. This material is prepared for general circulation to clients and is not intended to provide tailored investment advice and does not take into account the individual financial situation and objectives of any specific person who may receive this report. Investors should seek financial advice regarding the appropriateness of investing in any securities, investments or investment strategies discussed or recommended in this report. The information contained in this report has been compiled from sources believed to be reliable but no representation or warranty, express or implied, is made as to its accuracy, completeness or correctness. This report is not (and should not be construed as) a solicitation to act as securities broker or dealer in any jurisdiction by any person or company that is not legally permitted to carry on such business in that jurisdiction.

Yuanta research is distributed in the United States only to Major U.S. Institutional Investors (as defined in Rule 15a-6 under the Securities Exchange Act of 1934, as amended and SEC staff interpretations thereof). All transactions by a US person in the securities mentioned in this report must be effected through a registered broker-dealer under Section 15 of the Securities Exchange Act of 1934, as amended. Yuanta research is distributed in Taiwan by Yuanta Securities Investment Consulting. Yuanta research is distributed in Hong Kong by Yuanta Securities (Hong Kong) Co. Limited, which is licensed in Hong Kong by the Securities and Futures Commission for regulated activities, including Type 4 regulated activity (advising on securities). In Hong Kong, this research report may not be redistributed, retransmitted or disclosed, in whole or in part or any form or manner, without the express written consent of Yuanta Securities (Hong Kong) Co. Limited.