

當日市場：市場在分化階段中上漲

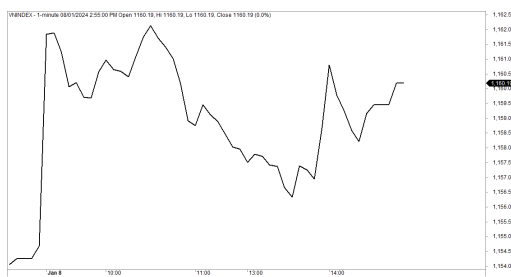
2024/01/09

市場走勢

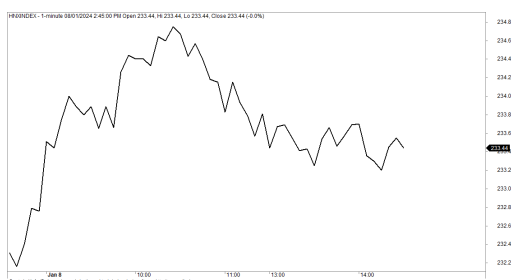
市場指數	VNI	HNI	UPCOM
收盤	1,160.19	233.33	87.79
%日	0.48%	0.24%	-0.16%
%週	2.19%	0.74%	1.02%
%月	3.47%	0.61%	2.22%
%年	9.36%	9.22%	20.75%
成交值(Bil.VND)			
當日	19,165	1,715	727
日均量/週	18,321	1,426	633
日均量/月	16,298	1,602	657
外資進出			
買進	1,039.62	23.33	20.09
賣出	1,298.35	26.51	19.81
買賣超	-258.73	-3.19	0.27
市場漲跌家數			
上漲	181	97	167
下跌	148	72	141
持平	85	161	595
市場指標			
P/E	13.93	19.58	17.86
總市值 (兆盾)	4,619	307	1,066
股息殖利率	0.00%	0.00%	0.00%

資料源: Bloomberg - YSVN

VNINDEX



HNIINDEX



市場走勢

股票市場在連續第 4 個交易日持續大幅上漲。VN-Index 收漲 0.48%，止於 1160.19 點，HNX-Index 上漲 0.24%，Upcom-Index 反轉下跌 0.16%。3 大市場的交易額均達到 21 兆 5,980 億越南盾。

VN-Index 上有 181 檔上漲股和 148 檔下跌股，市場的寬度持平。在預計 2023 年第四季度的業務業績強勁增長後，銀行股繼續成為引領市場上漲的驅動力，如 BID (4.27%)。此外，TCB (2.71%)、CTG (1.9%)、SHB (1.3%) 均積極上漲。SSB、MSN、MWG、GVR 下跌，但跌幅不大。

中小型股明顯分化，如 PVD、HNG、DBC、NKG、HAG 下跌，而 CII (6.73%)、EVF (5.26%)、DXG (1.8%)、ORS (5.22%)、NLG (2.28%) 積極上漲。

外資賣超超過 2,510 億越南盾，其中 VCI (350 億)、SSI (250 億)、MSN (1,600 億) 被拋售最多的股票。相反，MWG (310 億)、VPB (230 億)、HUT (140 億) 在買超方面領先。

市場短期觀點

我們認為，市場在下一個交易日可能會繼續上漲，VN-Index 可能在 1,185.70 - 1,216 點的強勁阻力位。同時，短期風險仍然較低，流動性在未來的幾個交易日仍可能保持在較高水平，但當 VN30-Index 接近 1,180 點的阻力位時，大型股可能會在未來的幾個交易日出現調整，而現金流預計在未來的幾個交易日可能會流入中小型股。此外，短期情緒指標持續上漲，顯示投資者對當前市場走勢仍持樂觀態度。

大盤的短期走勢仍維持上漲。因此，我們建議短期投資者可以繼續持有投資組合中高比例的股票。

請在 <https://ysradar.yuanta.com.vn/> 查看有關股票的信號。



We Create **Fortune**

技術分析圖



指數技術分析圖 VN-Index



指數技術分析圖 HNX-Index

指數	短期趨勢	中期趨勢	阻力區 1	阻力區 2	支撐區 1	支撐區 2
VN-Index	上漲	上漲	1253	1300	870	800
HNX-Index	上漲	上漲	260	306	189	160
VN30	上漲	上漲	1270	1300	980	960
VNMidcaps	上漲	上漲	1280	1250	963	900
VNSmallcaps	上漲	上漲	1250	1250	804	750

We Create Fortune

胡志明市交易所 (HSX)

	收盤	漲跌%
VNI	1160.19	0.48%
VN30	1163.52	0.20%
VN Mid	1747.76	0.37%
VN Small	1405.48	0.73%

河內交易所 (HSX)

	收盤	漲跌%
HNI	233.33	0.24%
HN30	500.43	0.61%
VNX AllSh	1181.07	0.29%

UPCOM 市場 (UPCoM)

	收盤	漲跌%
UPCoM	87.79	-0.16%

外資交易	成交值 (Bil.VND)
買進	1039.62176
賣出	1298.34878
買超/賣超	-258.727014

外資交易	成交值 (Bil.VND)
買進	23.33
賣出	26.51
買超/賣超	-3.19

外資交易	成交值 (Bil.VND)
買進	20.09
賣出	19.81
買超/賣超	0.27

上漲排名/股碼	漲跌(VND)	漲跌%
NBB	1450	6.84%
CII	1150	6.73%
TCD	380	5.43%
EVF	900	5.26%
ORS	900	5.22%

上漲排名/股碼	漲跌(VND)	漲跌%
TKG	1100	10.00%
PRC	2900	9.90%
MCO	900	9.78%
TC6	600	7.23%
MBG	200	4.35%

上漲排名/股碼	漲跌(VND)	漲跌%
HSV	7868806	9.69%
BOT	30158968	8.92%
FOX	0	4.08%
DSC	204835525	3.83%
TCI	95316426	2.76%

下跌排名/股碼	漲跌(VND)	漲跌%
PSH	-670	-6.92%
FIR	-1150	-6.76%
HSL	-540	-6.26%
CMG	-1550	-3.60%
HNG	-130	-2.44%

下跌排名/股碼	漲跌(VND)	漲跌%
HTP	-1900	-10.00%
VFS	-700	-3.65%
L18	-1100	-2.61%
PVS	-500	-1.31%
NDN	-100	-0.99%

下跌排名/股碼	漲跌(VND)	漲跌%
VNZ	-72452	-10.43%
HC3	-1000	-3.57%
PAS	-94	-2.24%
BIG	-139	-1.54%
KLB	-165	-1.36%

*備註：市值>5,000 億盾；成交值>15 億盾

市值排名/股碼	Bil.VND
VCB	481,779,667
BID	253,669,398
VHM	187,673,239
GAS	177,308,316
VIC	168,623,475

市值排名/股碼	Bil.VND
HUT	18,296,495
PVS	18,258,312
IDC	17,093,996
SHS	15,206,031
THD	13,705,999

市值排名/股碼	Bil.VND
ACV	141,604,095
VGI	81,382,380
MCH	64,846,741
BSR	58,686,257
VEA	45,488,810

交易量排名/股碼	成交值	30 日均
SHB	40,595,000	23,398,979
HPG	32,914,400	26,893,369
DIG	31,694,300	16,941,980
EIB	28,878,100	20,574,067
CII	26,800,500	6,913,835

交易量排名/股碼	成交值	30 日均
SHS	339,660,978,800	19,072,117
CEO	353,826,034,600	11,381,012
HUT	154,681,553,600	7,357,134
PVS	194,190,347,800	3,523,511
MBS	94,246,241,000	3,728,456

交易量排名/股碼	成交值	30 日均
CC1	667,598,500	27,609
BSR	77,948,363,000	4,296,597
TCI	18,037,902,200	679,511
SBS	16,402,786,700	1,313,312
BCR	17,130,428,200	0

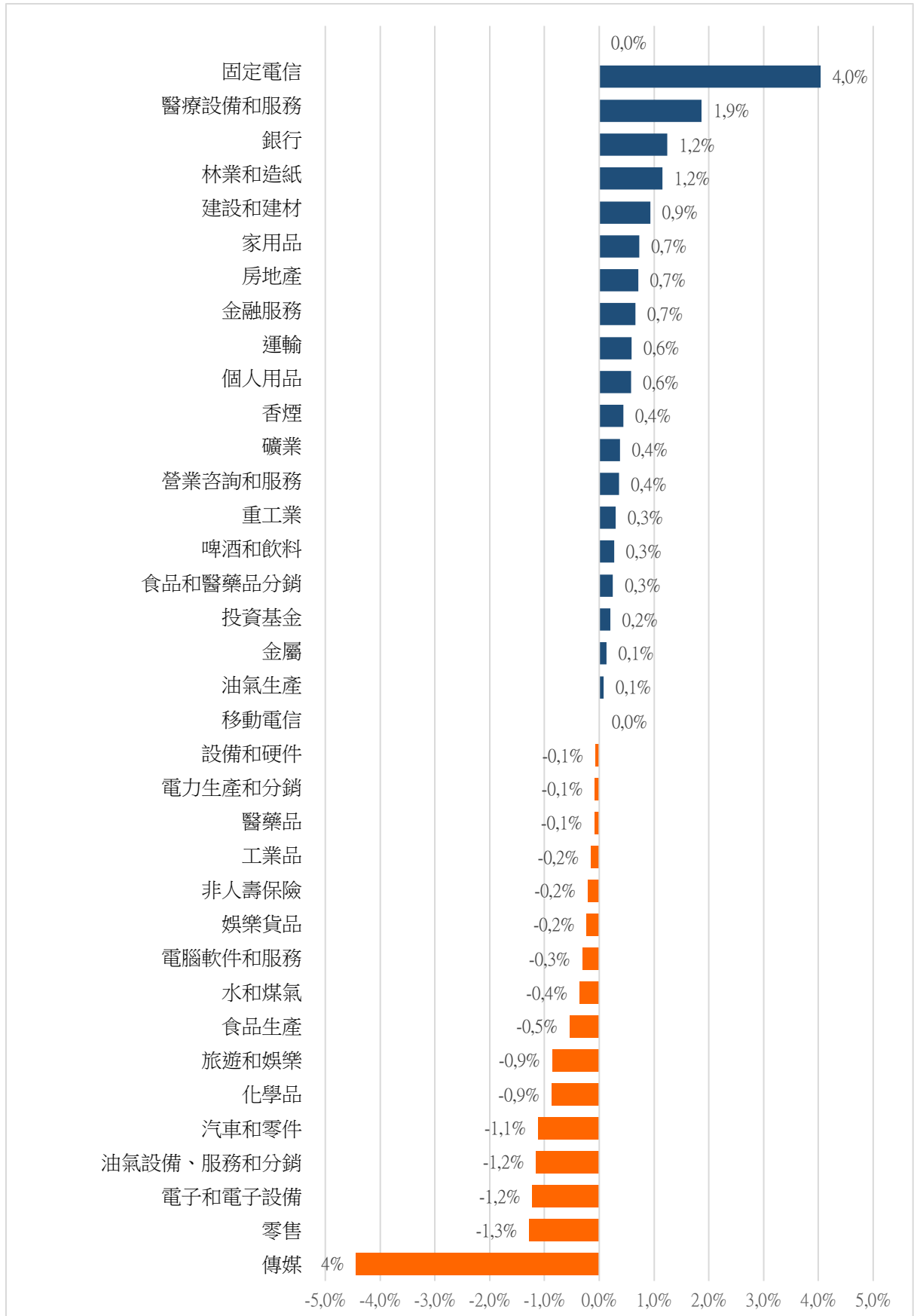
資料源: Bloomberg & Yuanta Research

資料源: Bloomberg & Yuanta Research

資料源: Bloomberg & Yuanta Research

We Create Fortune

各行業板塊的交易走勢



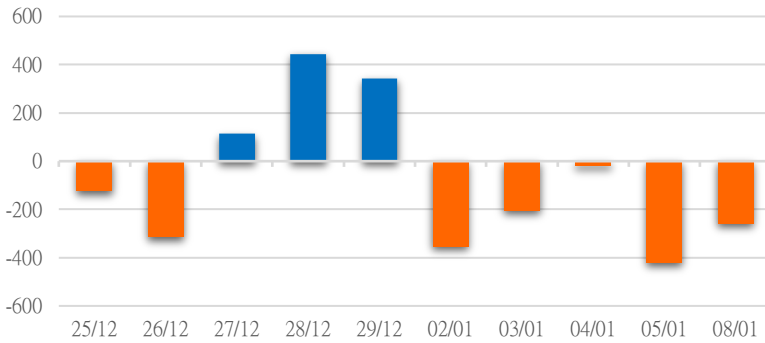
資料源:: FiinPro - YSVN



We Create Fortune

外資買進賣統計

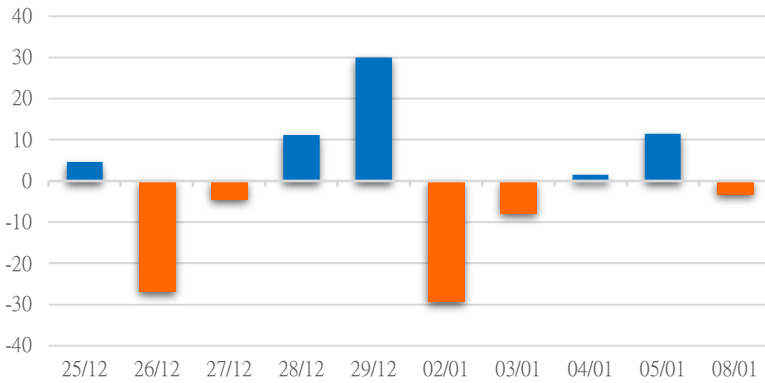
HSX 外資每日買/賣超



證券代碼	買超金額 (Mil.VND)	證券代碼	賣超金額 (Mil.VND)
VCB	63,526	FUEVFNVD	-181,505
OCB	43,543	MSN	-58,655
NLG	41,740	KBC	-52,386
DIG	25,383	DBC	-40,512
APG	23,421	VNM	-36,834

HSX 外資買/賣超的前 5 名

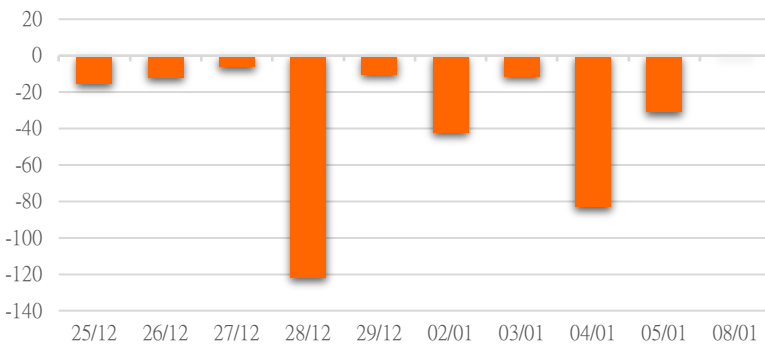
HNX 外資每日買/賣超



證券代碼	買超金額 (Mil.VND)	證券代碼	賣超金額 (Mil.VND)
CEO	1,592	SHS	-5,387
MBS	1,382	BVS	-978
IDC	732	TIG	-661
TNG	705	PVS	-526
DTD	353	NVB	-321

HNX 外資買/賣超的前 5 名

UPCOM 外資每日買/賣超



證券代碼	買超金額 (Mil.VND)	證券代碼	賣超金額 (Mil.VND)
ACV	3,162	QNS	-6,733
VEA	2,846	ABI	-2,594
GDA	2,358	TV6	-290
BSR	957	ICC	-145
NAB	243	PHP	-81

UPCOM 外資買/賣超的前 5 名

源: FiinPro - YSVN



We Create **Fortune**

自營統計

證券代碼	買超金額 (Mil.VND)	證券代碼	賣超金額 (Mil.VND)
FUEVFNVD	265,985	EIB	121,327
ACB	35,920	FUESSVFL	23,179
STB	25,119	GMD	10,368
PLX	22,357	PNJ	10,125
ASM	19,325	CTG	8,925

HSX 自營交易最大前名

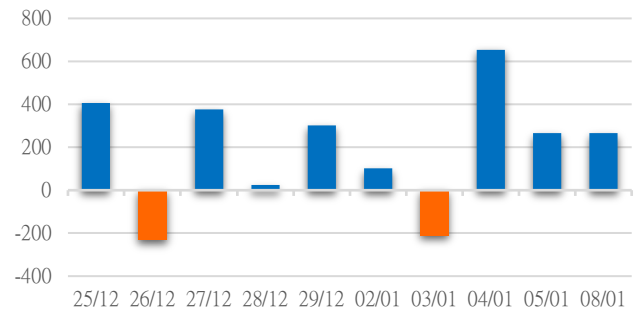
證券代碼	買超金額 (Mil.VND)	證券代碼	賣超金額 (Mil.VND)
IDC	5,099		
PVS	1,876		
L18	366		

HNX 自營交易最大前名

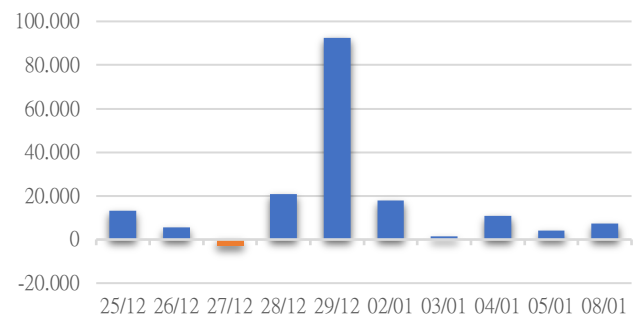
證券代碼	買超金額 (Mil.VND)	證券代碼	賣超金額 (Mil.VND)
VGI	797.34	BSR	2,079
		GDA	262
		VGT	142

UPCoM 自營交易最大前名

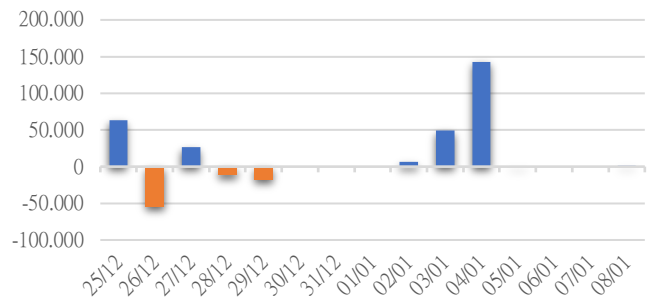
HSX 自營交易每日買/賣超 (BilVND)



HNX 自營交易每日買/賣超 (BilVND)



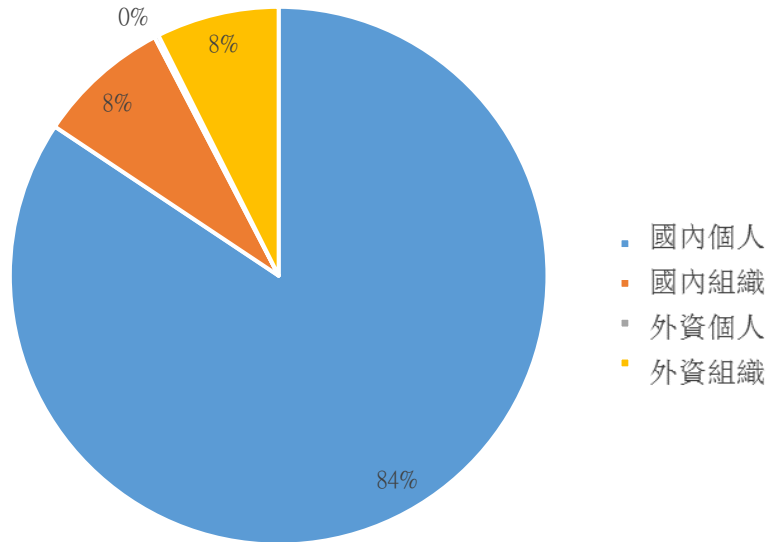
UPCoM 自營交易每日買/賣超 (BilVND)





We Create **Fortune**

越南證券市場投資人類別統計

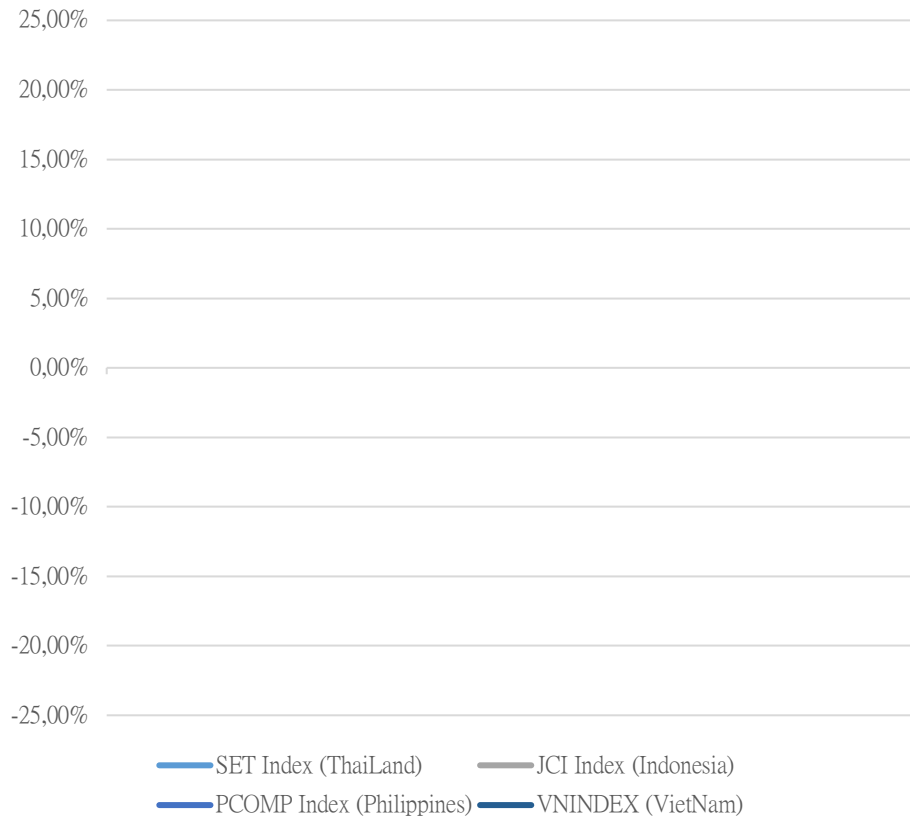


資料源: FiinPro - YSVN



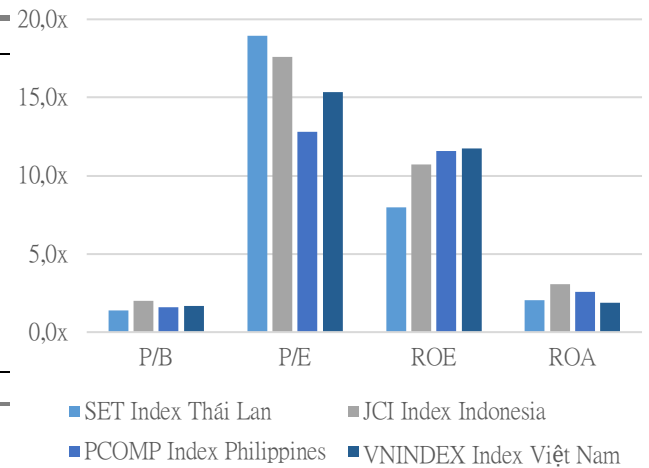
We Create Fortune

東南亞主要市場走勢比較



東南亞主要市場數據					
		Thailand	Indonesia	Philippines	Vietnam
P/B		1.4x	2.0x	1.6x	1.7x
P/E		18.9x	17.6x	12.8x	15.4x
ROE	%	7.97	10.71	11.60	11.76
ROA	%	2.04	3.07	2.58	1.88
Vốn hóa	Tỷ USD	501.82	760.30	165.42	191.55
GTGD	Triệu USD	1.28	0.56	0.06	0.62
LS cổ tức	%	3.20	3.37	2.56	1.77

源: Bloomberg & YSVN





We Create **Fortune**

元大證券（越南）公司

個人客戶分析部

Nguyễn Th ệ Minh
研究分析經理
+84 28 3622 6868 ext 3826
minh.nguyen@yuanta.com.vn

Lý Thị Hi ền
研究分析主管
+84 28 3622 6868 ext 3908
hien.ly@yuanta.com.vn

Quách Đức Khánh
研究分析副主管
+84 28 3622 6868 ext 3833
khanh.quach@yuanta.com.vn

Khổng Hữu Hiệp
高級分析專員
+84 28 3622 6868 ext 3912
hiep.khong@yuanta.com.vn

Nguyễn Trịnh Ngọc Hồng
高級分析專員
+84 28 3622 6868 ext 3832
hong.nguyen@yuanta.com.vn

Phạm Tấn Phát
高級分析專員
+84 28 3622 6868 ext 3880
phat.pham@yuanta.com.vn

個人客戶業務部

Phạm Đắc Thành
北部營業中心經理
+84 28 3622 6868 ext 3416
thanh.pham@yuanta.com.vn

Võ Thị Thu Thủy
平陽分行經理
+84 28 3622 6868 ext 3505
thuy.vo@yuanta.com.vn

Lương Kỳ Ty
堤岸分行經理
+84 28 3622 6868 ext 3653
ty.luong@yuanta.com.vn

Bùi Quốc Phong
同奈分行經理
+84 28 3622 6868 ext 3701
phong.bui@yuanta.com.vn

Võ Đình Tuấn
峴港分行經理
+84 28 3622 6868 ext 3301
tuan.vo@yuanta.com.vn

Nguyễn Việt Quang
河內分行經理
+84 28 3622 6868 ext 3404
quang.nguyen@yuanta.com.vn

Đinh Thị Thu Cúc
頭頓分行經理
+84 28 3622 6868 ext 3203
cuc.dinh@yuanta.com.vn



We Create **Fortune**

Appendix A: Important Disclosures

Analyst Certification

Each research analyst primarily responsible for the content of this research report, in whole or in part, certifies that with respect to each security or issuer that the analyst covered in this report: (1) all of the views expressed accurately reflect his or her personal views about those securities or issuers; and (2) no part of his or her compensation was, is, or will be, directly or indirectly, related to the specific recommendations or views expressed by that research analyst in the research report.

Ratings Definitions

BUY: We have a positive outlook on the stock based on our expected absolute or relative return over the investment period. Our thesis is based on our analysis of the company's outlook, financial performance, catalysts, valuation and risk profile. We recommend investors add to their position.

HOLD-Outperform: In our view, the stock's fundamentals are relatively more attractive than peers at the current price. Our thesis is based on our analysis of the company's outlook, financial performance, catalysts, valuation and risk profile.

HOLD-Underperform: In our view, the stock's fundamentals are relatively less attractive than peers at the current price. Our thesis is based on our analysis of the company's outlook, financial performance, catalysts, valuation and risk profile.

SELL: We have a negative outlook on the stock based on our expected absolute or relative return over the investment period. Our thesis is based on our analysis of the company's outlook, financial performance, catalysts, valuation and risk profile. We recommend investors reduce their position.

Under Review: We actively follow the company, although our estimates, rating and target price are under review.

Restricted: The rating and target price have been suspended temporarily to comply with applicable regulations and/or Yuanta policies.

Note: Yuanta research coverage with a Target Price is based on an investment period of 12 months. Greater China Discovery Series coverage does not have a formal 12 month Target Price and the recommendation is based on an investment period specified by the analyst in the report.

Global Disclaimer

© 2018 Yuanta. All rights reserved. The information in this report has been compiled from sources we believe to be reliable, but we do not hold ourselves responsible for its completeness or accuracy. It is not an offer to sell or solicitation of an offer to buy any securities. All opinions and estimates included in this report constitute our judgment as of this date and are subject to change without notice.

This report provides general information only. Neither the information nor any opinion expressed herein constitutes an offer or invitation to make an offer to buy or sell securities or other investments. This material is prepared for general circulation to clients and is not intended to provide tailored investment advice and does not take into account the individual financial situation and objectives of any specific person who may receive this report. Investors should seek financial advice regarding the appropriateness of investing in any securities, investments or investment strategies discussed or recommended in this report. The information contained in this report has been compiled from sources believed to be reliable but no representation or warranty, express or implied, is made as to its accuracy, completeness or correctness. This report is not (and should not be construed as) a solicitation to act as securities broker or dealer in any jurisdiction by any person or company that is not legally permitted to carry on such business in that jurisdiction.

Yuanta research is distributed in the United States only to Major U.S. Institutional Investors (as defined in Rule 15a-6 under the Securities Exchange Act of 1934, as amended and SEC staff interpretations thereof). All transactions by a US person in the securities mentioned in this report must be effected through a registered broker-dealer under Section 15 of the Securities Exchange Act of 1934, as amended. Yuanta research is distributed in Taiwan by Yuanta Securities Investment Consulting. Yuanta research is distributed in Hong Kong by Yuanta Securities (Hong Kong) Co. Limited, which is licensed in Hong Kong by the Securities and Futures Commission for regulated activities, including Type 4 regulated activity (advising on securities). In Hong Kong, this research report may not be redistributed, retransmitted or disclosed, in whole or in part or and any form or manner, without the express written