

當日市場：現金流集中流入大型股

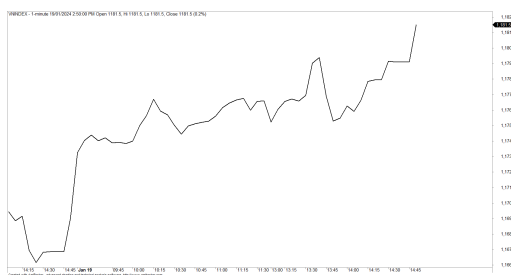
2024/01/22

市場走勢

市場指數	VNI	HNI	UPCOM
收盤	1,181.50	229.48	87.46
%日	1.06%	-0.20%	0.35%
%週	2.32%	-0.36%	0.64%
%月	7.77%	0.97%	2.77%
%年	6.63%	4.37%	18.22%
成交值(Bil.VND)			
當日	14,764	1,127	696
日均量/週	14,070	1,168	593
日均量/月	16,321	1,385	710
外資進出			
買進	1,376.73	27.82	46.51
賣出	1,197.28	54.38	32.31
買賣超	179.45	-26.57	14.20
市場漲跌家數			
上漲	180	79	223
下跌	137	84	148
持平	98	167	532
市場指標			
P/E	14.21	19.05	17.73
總市值 (兆盾)	4,742	303	1,065
股息殖利率	0.00%	0.00%	0.00%

資料源: Bloomberg - YSVN

VNINDEX



HNIINDEX



市場走勢

當現金流主要集中在 HOSE 上時，市場的指數出現分化的階段，幫助這些指數交易活躍。具體而言，VN-Index 收盤上漲 1.06%，止於 1181.5 點，HNX-Index 收盤下跌 0.2%，Upcom-Index 上漲 0.35%。3 大市場的交易額均達到 16 兆 5,870 億越南盾。

大型股成為焦點，並在周末領漲。具體而言，BID、MSN、STB、MBB、TCB、VCB、SAB、VPB、VRE 等均上漲超過 1%，其中是 BID（4.95%）、CTG（3.49%）。相反，SSI、VHM、VIC 下跌，但跌幅並不大。

儘管大型股大幅上漲，但中型股和小型股處於分化的階段，如 DXG、HSG、NKG、DBC、PDR、HNG、HQC 等收盤下跌。

外資買超超過 1,660 億越南盾，其中 HPG（990 億）、STB（710 億）、MWG（640 億）在買超方面領先。相反，SSI（860 億）、VRE（740 億）、FUEVFNVD（380 億）被拋售最多的股票。

市場短期觀點

我們認為市場在本周的首個交易日可能會繼續上漲，VN-Index 可能會進入 1,185 - 1,215 點的阻力位。同時，當 VN-Index 進入該阻力位時，市場可能會持續出現震盪或調整的階段，目前的積極點是銀行股突破強經的阻力位，並可能會快速增加至 2022 年 2 月的頂值。同時，中小型的漲幅低於大型股，我們認為在下一個交易周持續出現該分化階段，但當 VN-Index 深入阻力位時，大型股可能會調整。但我們認為短期風險仍較低，市場可能僅會出現短期技術性調整。

大盤的短期走勢仍維持上漲。因此，我們建議短期投資者可以繼續持有高比例的比例，並可以利用調整期以增加持股比例。

從周線圖來看，VN-Index 收盤上漲 2.3%，成交量低於 10 周均線。同時，市場仍處於中期調整階段，因此投資者在調整期間可能有許多累積的機會。此外，中期趨勢仍維持上漲。因此，我們建議中期投資者可以以高比例的股票維持買進和持有。

請在 <https://ysradar.yuanta.com.vn/>查看有關股票的信號。



We Create Fortune

技術分析圖



指數技術分析圖 VN-Index



指數技術分析圖 HNX-Index

指數	短期趨勢	中期趨勢	阻力區 1	阻力區 2	支撐區 1	支撐區 2
VN-Index	上漲	上漲	1253	1300	870	800
HNX-Index	上漲	上漲	260	306	189	160
VN30	上漲	上漲	1270	1300	980	960
VNMidcaps	上漲	上漲	1280	1250	963	900
VNSmallcaps	下跌	上漲	1250	1250	804	750

We Create Fortune

胡志明市交易所 (HSX)

	收盤	漲跌%
VNI	1181.5	1.06%
VN30	1185.23	0.96%
VN Mid	1751.63	0.10%
VN Small	1383.46	0.05%

河內交易所 (HSX)

	收盤	漲跌%
HNI	229.48	-0.20%
HN30	485.1	-0.43%
VNX AllSh	1194.81	0.66%

UPCOM 市場 (UPCoM)

	收盤	漲跌%
UPCoM	87.46	0.35%

外資交易	成交值 (Bil.VND)
買進	1376.726255
賣出	1197.275955
買超/賣超	179.4502999

外資交易	成交值 (Bil.VND)
買進	27.82
賣出	54.38
買超/賣超	-26.57

外資交易	成交值 (Bil.VND)
買進	46.51
賣出	32.31
買超/賣超	14.20

上漲排名/股碼	漲跌(VND)	漲跌%
HBC	600	6.91%
TNA	370	6.72%
BMC	1000	5.49%
BID	2350	4.95%
TCD	270	3.56%

上漲排名/股碼	漲跌(VND)	漲跌%
TVC	600	10.00%
NET	6700	9.99%
MCO	1000	9.43%
TKG	700	5.56%
DL1	200	4.65%

上漲排名/股碼	漲跌(VND)	漲跌%
DDV	71518551	7.38%
AFX	0	6.73%
SHG	0	6.37%
DSC	204835525	4.45%
ND2	6862957	3.76%

下跌排名/股碼	漲跌(VND)	漲跌%
HNA	-1650	-6.89%
FIR	-800	-6.72%
HSL	-390	-5.24%
NBB	-500	-2.33%
BSI	-1100	-2.10%

下跌排名/股碼	漲跌(VND)	漲跌%
MBG	-300	-5.66%
THT	-500	-3.85%
CMS	-600	-3.17%
NRC	-100	-2.08%
DDG	-100	-1.75%

下跌排名/股碼	漲跌(VND)	漲跌%
TVN	-83	-1.30%
BMS	-95	-0.88%
QNS	-157	-0.34%
BCR	-21	-0.30%
ABW	-23	-0.23%

*備註：市值>5,000 億盾；成交值>15 億盾

市值排名/股碼	Bil.VND
VCB	517,549,851
BID	284,166,730
VHM	187,455,520
GAS	176,159,946
CTG	175,061,731

市值排名/股碼	Bil.VND
PVS	17,636,956
HUT	17,493,235
IDC	16,895,996
SHS	14,962,084
THD	13,667,499

市值排名/股碼	Bil.VND
ACV	143,939,963
VGI	81,011,035
MCH	65,347,682
BSR	58,035,152
VEA	47,836,800

交易量排名/股碼	成交值	30 日均
VIX	26,835,493	24,113,545
SHB	23,870,883	34,102,931
VPB	23,443,259	17,970,238
EIB	22,586,896	22,123,233
SSI	22,395,072	20,051,349

交易量排名/股碼	成交值	30 日均
SHS	236,577,888,500	16,884,033
CEO	124,695,850,600	8,534,805
MBS	98,435,240,400	3,874,331
PVS	150,289,683,500	3,406,553
HUT	66,686,526,500	6,114,902

交易量排名/股碼	成交值	30 日均
SHG	492,270,000	614,377
MPC	1,498,510,000	336,373
BSR	97,863,901,500	4,167,690
ABB	21,770,198,000	1,876,248
DDV	23,376,876,500	541,611

資料源: Bloomberg & Yuanta Research

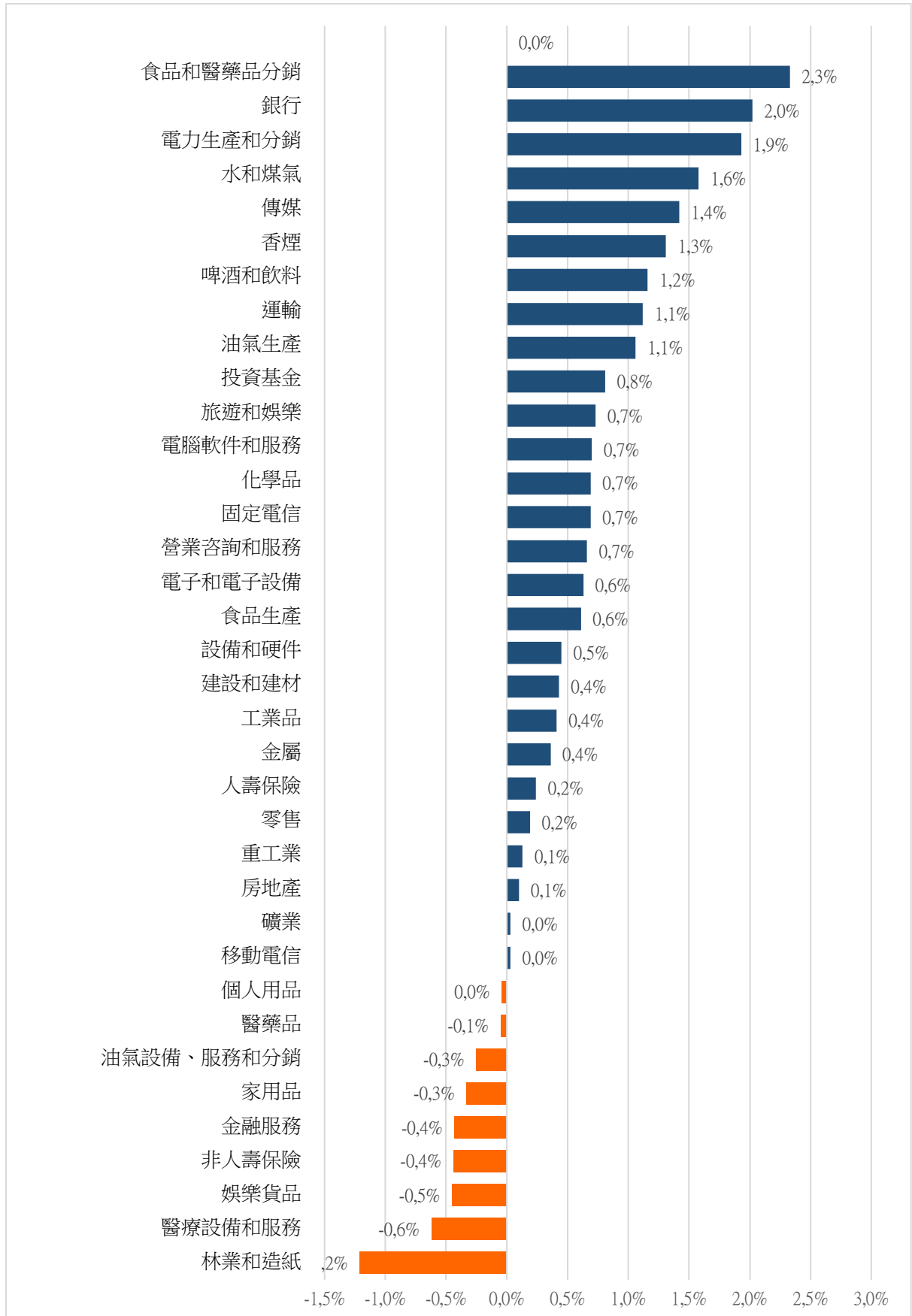
資料源: Bloomberg & Yuanta Research

資料源: Bloomberg & Yuanta Research



We Create Fortune

各行業板塊的交易走勢



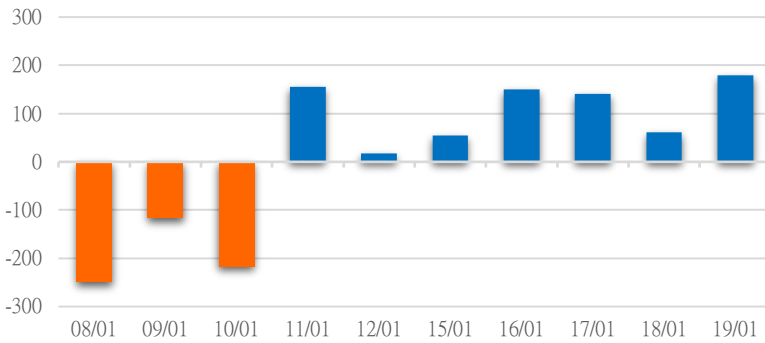
資料源:: FinPro - YSVN



We Create Fortune

外資買進賣統計

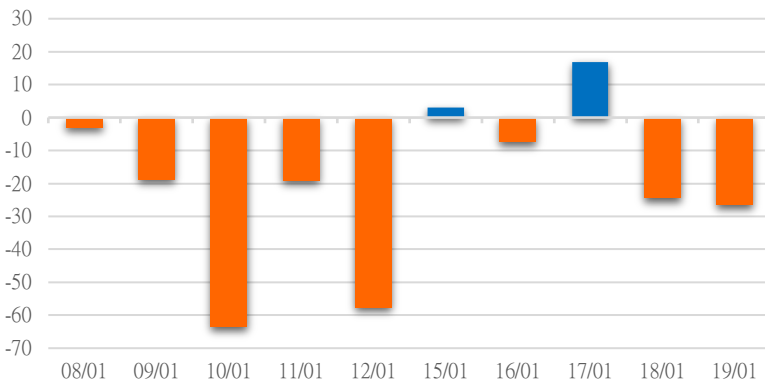
HSX 外資每日買/賣超



證券代碼	買超金額 (Mil.VND)	證券代碼	賣超金額 (Mil.VND)
HPG	98,506	SSI	-85,908
STB	70,993	VRE	-74,323
MWG	64,316	FUEVFNVD	-37,614
VPB	47,994	FRT	-30,198
VHM	43,044	VND	-28,531

HSX 外資買/賣超的前 5 名

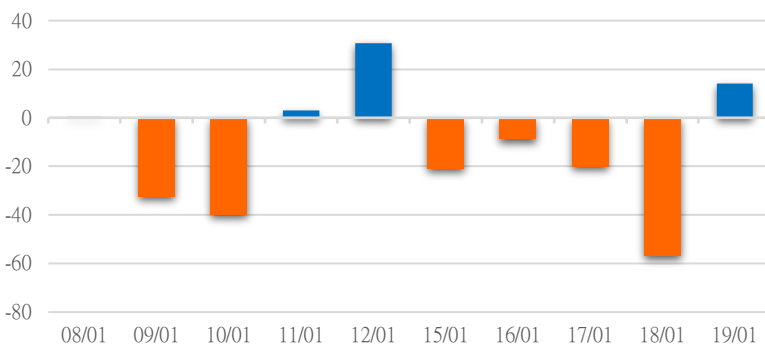
HNX 外資每日買/賣超



證券代碼	買超金額 (Mil.VND)	證券代碼	賣超金額 (Mil.VND)
IDC	14,386	PVS	-33,661
NET	684	CEO	-2,904
LAS	384	SHS	-1,847
MBG	371	TIG	-1,192
TNG	151	HUT	-1,164

HNX 外資買/賣超的前 5 名

UPCOM 外資每日買/賣超



證券代碼	買超金額 (Mil.VND)	證券代碼	賣超金額 (Mil.VND)
BSR	14,999	VTP	-10,784
QNS	10,799	ACV	-2,988
HVA	3,314	ND2	-1,072
GHC	451	VEA	-921
LTG	395	NAB	-314

UPCOM 外資買/賣超的前 5 名

源: FiinPro - YSVN



We Create **Fortune**

自營統計

證券代碼	買超金額 (Mil.VND)	證券代碼	賣超金額 (Mil.VND)
FUEVFNVD	47,250	CTG	20,407
HPG	41,065	MBB	12,959
VCG	39,200	EIB	10,281
STB	34,559	MWG	5,305
ACB	18,791	FUEMAVND	4,102

HSX 自營交易最大前名

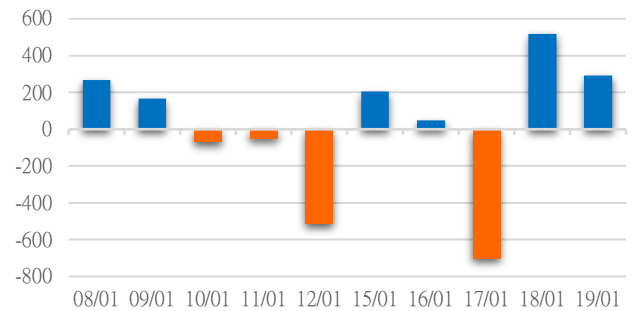
證券代碼	買超金額 (Mil.VND)	證券代碼	賣超金額 (Mil.VND)
TNG	584	IDC	2,684
PVS	170	PVI	273
		NTP	65
		SHS	15

HNX 自營交易最大前名

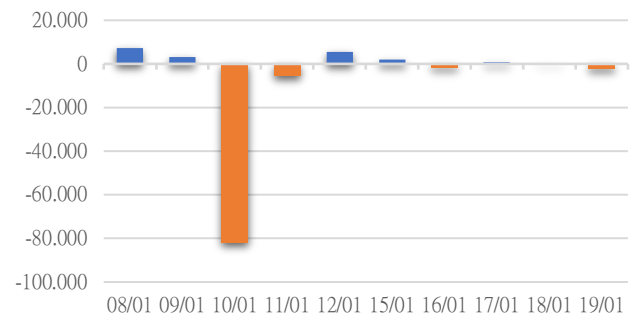
證券代碼	買超金額 (Mil.VND)	證券代碼	賣超金額 (Mil.VND)
		ACV	4,860
		GDA	258
		QTP	92
		V11	0
		PPI	0

UPCoM 自營交易最大前名

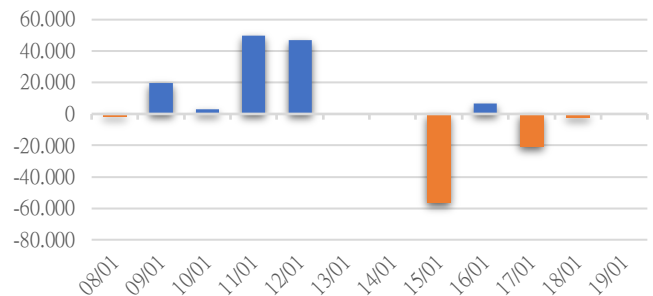
HSX 自營交易每日買/賣超 (BiVND)



HNX 自營交易每日買/賣超 (BiVND)



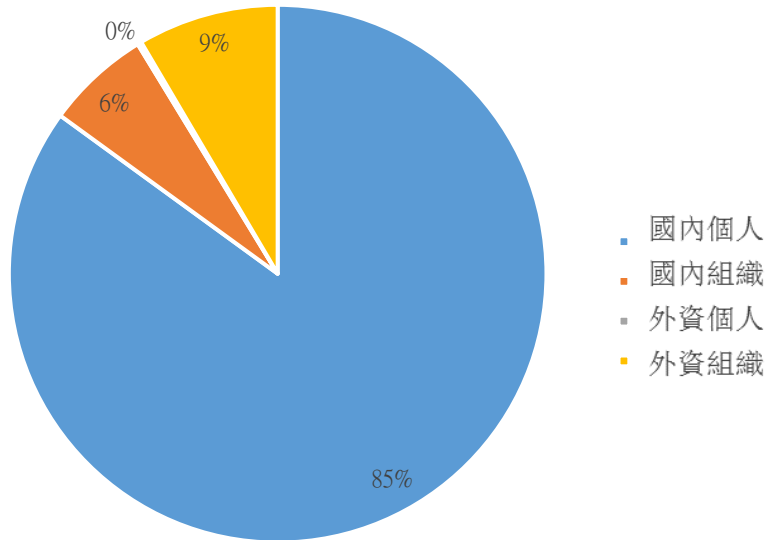
UPCoM 自營交易每日買/賣超 (BiVND)





We Create **Fortune**

越南證券市場投資人類別統計



資料源: FiinPro - YSVN



We Create Fortune

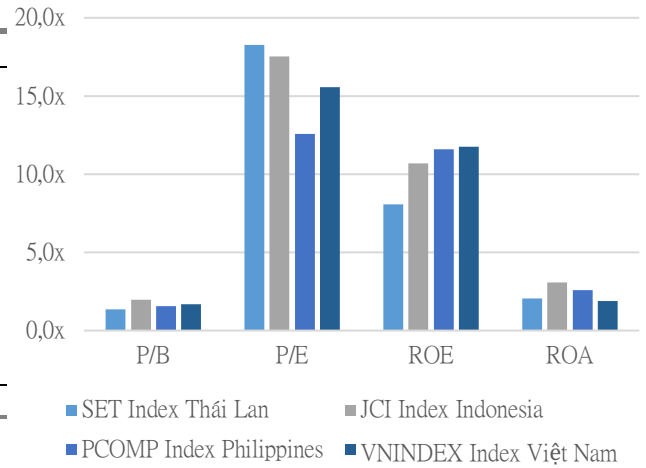
東南亞主要市場走勢比較



東南亞主要市場數據

		Thailand	Indonesia	Philippines	Vietnam
P/B		1.4x	2.0x	1.6x	1.7x
P/E		18.3x	17.5x	12.6x	15.6x
ROE	%	8.08	10.71	11.60	11.76
ROA	%	2.07	3.07	2.58	1.88
Vốn hóa	Tỷ USD	476.79	737.88	161.85	192.58
GTGD	Triệu USD	1.19	0.60	0.07	0.50
LS cổ tức	%	3.25	3.40	2.60	1.75

源: Bloomberg & YSVN



■ SET Index Thái Lan ■ JCI Index Indonesia
■ PCOMP Index Philippines ■ VNINDEX Index Việt Nam



We Create **Fortune**

元大證券（越南）公司

個人客戶分析部

Nguyễn Th ệ Minh
研究分析經理
+84 28 3622 6868 ext 3826
minh.nguyen@yuanta.com.vn

Lý Thị Hi ền
研究分析主管
+84 28 3622 6868 ext 3908
hien.ly@yuanta.com.vn

Quách Đức Khánh
研究分析副主管
+84 28 3622 6868 ext 3833
khanh.quach@yuanta.com.vn

Khổng Hữu Hiệp
高級分析專員
+84 28 3622 6868 ext 3912
hiep.khong@yuanta.com.vn

Nguyễn Trịnh Ngọc Hồng
高級分析專員
+84 28 3622 6868 ext 3832
hong.nguyen@yuanta.com.vn

Phạm Tấn Phát
高級分析專員
+84 28 3622 6868 ext 3880
phat.pham@yuanta.com.vn

個人客戶業務部

Phạm Đắc Thành
北部營業中心經理
+84 28 3622 6868 ext 3416
thanh.pham@yuanta.com.vn

Võ Thị Thu Thủy
平陽分行經理
+84 28 3622 6868 ext 3505
thuy.vo@yuanta.com.vn

Lương Kỳ Ty
堤岸分行經理
+84 28 3622 6868 ext 3653
ty.luong@yuanta.com.vn

Bùi Quốc Phong
同奈分行經理
+84 28 3622 6868 ext 3701
phong.bui@yuanta.com.vn

Võ Đình Tuấn
峴港分行經理
+84 28 3622 6868 ext 3301
tuan.vo@yuanta.com.vn

Nguyễn Việt Quang
河內分行經理
+84 28 3622 6868 ext 3404
quang.nguyen@yuanta.com.vn

Đinh Thị Thu Cúc
頭頓分行經理
+84 28 3622 6868 ext 3203
cuc.dinh@yuanta.com.vn



We Create **Fortune**

Appendix A: Important Disclosures

Analyst Certification

Each research analyst primarily responsible for the content of this research report, in whole or in part, certifies that with respect to each security or issuer that the analyst covered in this report: (1) all of the views expressed accurately reflect his or her personal views about those securities or issuers; and (2) no part of his or her compensation was, is, or will be, directly or indirectly, related to the specific recommendations or views expressed by that research analyst in the research report.

Ratings Definitions

BUY: We have a positive outlook on the stock based on our expected absolute or relative return over the investment period. Our thesis is based on our analysis of the company's outlook, financial performance, catalysts, valuation and risk profile. We recommend investors add to their position.

HOLD-Outperform: In our view, the stock's fundamentals are relatively more attractive than peers at the current price. Our thesis is based on our analysis of the company's outlook, financial performance, catalysts, valuation and risk profile.

HOLD-Underperform: In our view, the stock's fundamentals are relatively less attractive than peers at the current price. Our thesis is based on our analysis of the company's outlook, financial performance, catalysts, valuation and risk profile.

SELL: We have a negative outlook on the stock based on our expected absolute or relative return over the investment period. Our thesis is based on our analysis of the company's outlook, financial performance, catalysts, valuation and risk profile. We recommend investors reduce their position.

Under Review: We actively follow the company, although our estimates, rating and target price are under review.

Restricted: The rating and target price have been suspended temporarily to comply with applicable regulations and/or Yuanta policies.

Note: Yuanta research coverage with a Target Price is based on an investment period of 12 months. Greater China Discovery Series coverage does not have a formal 12 month Target Price and the recommendation is based on an investment period specified by the analyst in the report.

Global Disclaimer

© 2018 Yuanta. All rights reserved. The information in this report has been compiled from sources we believe to be reliable, but we do not hold ourselves responsible for its completeness or accuracy. It is not an offer to sell or solicitation of an offer to buy any securities. All opinions and estimates included in this report constitute our judgment as of this date and are subject to change without notice.

This report provides general information only. Neither the information nor any opinion expressed herein constitutes an offer or invitation to make an offer to buy or sell securities or other investments. This material is prepared for general circulation to clients and is not intended to provide tailored investment advice and does not take into account the individual financial situation and objectives of any specific person who may receive this report. Investors should seek financial advice regarding the appropriateness of investing in any securities, investments or investment strategies discussed or recommended in this report. The information contained in this report has been compiled from sources believed to be reliable but no representation or warranty, express or implied, is made as to its accuracy, completeness or correctness. This report is not (and should not be construed as) a solicitation to act as securities broker or dealer in any jurisdiction by any person or company that is not legally permitted to carry on such business in that jurisdiction.

Yuanta research is distributed in the United States only to Major U.S. Institutional Investors (as defined in Rule 15a-6 under the Securities Exchange Act of 1934, as amended and SEC staff interpretations thereof). All transactions by a US person in the securities mentioned in this report must be effected through a registered broker-dealer under Section 15 of the Securities Exchange Act of 1934, as amended. Yuanta research is distributed in Taiwan by Yuanta Securities Investment Consulting. Yuanta research is distributed in Hong Kong by Yuanta Securities (Hong Kong) Co. Limited, which is licensed in Hong Kong by the Securities and Futures Commission for regulated activities, including Type 4 regulated activity (advising on securities). In Hong Kong, this research report may not be redistributed, retransmitted or disclosed, in whole or in part or and any form or manner, without the express written