

當日市場：外資持續買超

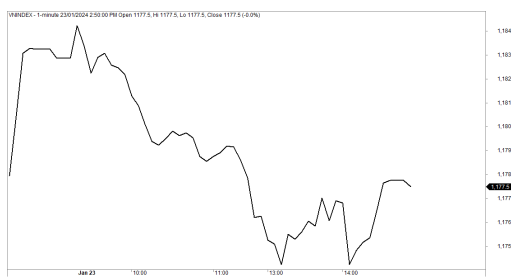
2024/01/24

市場走勢

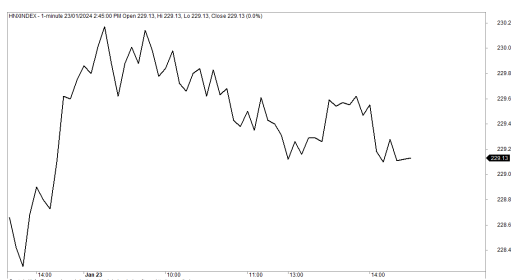
市場指數	VNI	HNI	UPCOM
收盤	1,182.86	229.77	87.72
%日	0.12%	0.13%	0.29%
%週	2.49%	0.98%	1.28%
%月	7.23%	0.66%	1.83%
%年	6.75%	4.50%	18.57%
成交值(Bil.VND)			
當日	18,685	1,242	603
日均量/週	15,281	1,174	616
日均量/月	17,049	1,399	730
外資進出			
買進	1,740.24	15.31	92.91
賣出	1,280.48	22.88	36.48
買賣超	459.76	-7.57	56.42
市場漲跌家數			
上漲	161	77	148
下跌	157	83	155
持平	97	170	600
市場指標			
P/E	14.14	19.72	17.32
總市值 (兆盾)	4,732	305	1,068
股息殖利率	0.00%	0.00%	0.00%

資料源: Bloomberg - YSVN

VNINDEX



HNIINDEX



市場走勢

當短期獲利壓力回歸時，市場打破了連續上漲的動能。VN-Index 收盤下跌 0.45%，止於 1,177.56 點，HNX-Index 同步下跌 0.22%，Upcom-Index 下跌 0.31%。3 大市場的交易額均增加至 20 兆 5,290 億越南盾。

大型股被強勁獲利，其中 CTG、MWG、VHM 收盤下跌超過 1%。跌幅在 VN30-Index 中占主導地位，該指數的籃子中有 25 檔下跌股，但僅有 5 檔上漲股。TCB (1.43%)、BCM (1.31%)、HPG (0.18%)、PLX (0.29%) 是積極上漲的股票。

隨著大型股的獲利壓力，導致現金流流入中小型股。PSH、TVB、HCD、HNG 漲停，而 PCI、VTO、APC 從 6% 上漲。

外資繼續買超超過 2,160 億越南盾，其中 STB (1,350 億)、VCG (1,130 億) 和 HCM (670 億) 在買超方面領先。相反，DGC (540 億)、VND (420 億)、KBC (340 億) 被拋售最多的股票。

市場短期觀點

我們認為市場可能會繼續上漲，VN30-Index 在未來的幾個交易日仍可能會在 1,210 點的阻力位。同時，市場仍處於短期調整階段，指數在短期阻力位附近交易，尤其是銀行股出現放緩漲勢的跡象，顯示市場在未來的幾個交易日可能會繼續出現調整階段。此外，我們認為現金流可能會出現從大型股流入中小型股的結構性時期。

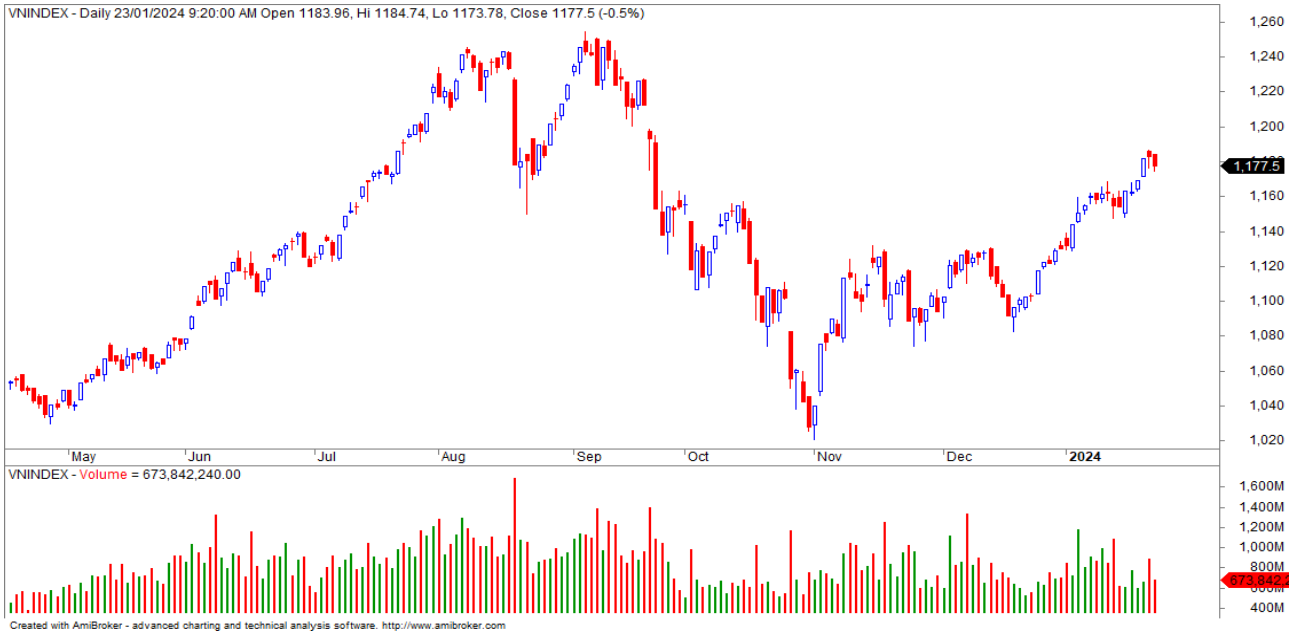
大盤的短期走勢仍維持上漲。因此，我們建議短期投資者可以繼續持有高比例的股票，並對大型股應限制追漲。

請在 <https://ysradar.yuanta.com.vn/> 查看有關股票的信號。



We Create Fortune

技術分析圖



指數技術分析圖 VN-Index



指數技術分析圖 HNX-Index

指數	短期趨勢	中期趨勢	阻力區 1	阻力區 2	支撐區 1	支撐區 2
VN-Index	上漲	上漲	1253	1300	870	800
HNX-Index	上漲	上漲	260	306	189	160
VN30	上漲	上漲	1270	1300	980	960
VNMidcaps	上漲	上漲	1280	1250	963	900
VNSmallcaps	下跌	上漲	1250	1250	804	750



We Create Fortune

胡志明市交易所 (HSX)

	收盤	漲跌%
VNI	1182.86	0.12%
VN30	1189.56	0.37%
VN Mid	1754.52	0.16%
VN Small	1382.07	-0.10%

河內交易所 (HSX)

	收盤	漲跌%
HNI	229.77	0.13%
HN30	487.8	0.56%
VNX AllSh	1198.13	0.28%

UPCOM 市場 (UPCoM)

	收盤	漲跌%
UPCoM	87.72	0.29%

外資交易	成交值 (Bil.VND)
買進	1740.24446
賣出	1280.48325
買超/賣超	459.76121

外資交易	成交值 (Bil.VND)
買進	15.31
賣出	22.88
買超/賣超	-7.57

外資交易	成交值 (Bil.VND)
買進	92.91
賣出	36.48
買超/賣超	56.42

上漲排名/ 股碼	漲跌(VND)	漲跌%
TVB	430	6.97%
CSV	3200	6.96%
VFG	2850	6.93%
HCD	530	6.89%
POM	330	6.32%

上漲排名/ 股碼	漲跌(VND)	漲跌%
MCO	1100	9.48%
TTH	300	8.33%
HVT	3900	6.50%
NDN	500	4.81%
TDN	500	4.72%

上漲排名/ 股碼	漲跌(VND)	漲跌%
VNH	3859393	12.61%
VTP	48772254	6.48%
HVA	4951900	4.73%
CST	18277700	4.15%
DSC	204835525	3.77%

下跌排名/ 股碼	漲跌(VND)	漲跌%
FIR	-750	-6.76%
RAL	-7100	-5.74%
TMP	-2800	-3.97%
QBS	-90	-3.93%
TDP	-1000	-3.45%

下跌排名/ 股碼	漲跌(VND)	漲跌%
TVD	-800	-5.44%
S55	-1400	-2.92%
TKG	-300	-2.26%
SCI	-200	-1.68%
APS	-100	-1.54%

下跌排名/ 股碼	漲跌(VND)	漲跌%
BSH	-891	-4.24%
DWS	-400	-3.20%
BMS	-331	-3.09%
BOT	-74	-2.47%
G36	-158	-2.00%

*備註：市值>5,000 億盾；成交值>15 億盾

市值排名/ 股碼	Bil.VND
VCB	517,549,851
BID	284,166,730
VHM	187,455,520
GAS	176,159,946
CTG	175,061,731

市值排名/ 股碼	Bil.VND
PVS	17,636,956
HUT	17,493,235
IDC	16,895,996
SHS	14,962,084
THD	13,667,499

市值排名/ 股碼	Bil.VND
ACV	143,939,963
VGI	81,011,035
MCH	65,347,682
BSR	58,035,152
VEA	47,836,800

交易量排名/ 股碼	成交值	30 日均
HPG	66,771,300	22,977,344
NVL	43,436,400	14,628,203
PC1	40,667,900	2,055,918
MBB	37,451,431	19,951,773
SHB	35,749,400	34,102,931

交易量排名/ 股碼	成交值	30 日均
SHS	354,876,630,900	16,884,033
CEO	153,524,531,300	8,534,805
MBS	115,516,493,500	3,874,331
HUT	72,276,034,000	6,114,902
PVS	101,595,065,400	3,406,553

交易量排 名/股碼	成交值	30 日均
BSR	78,383,648,100	4,167,690
VTP	137,765,523,500	1,040,710
BCR	15,230,426,800	3,338,696
ABB	13,414,221,300	1,876,248
VHG	3,905,533,300	897,468

資料源: Bloomberg & Yuanta Research

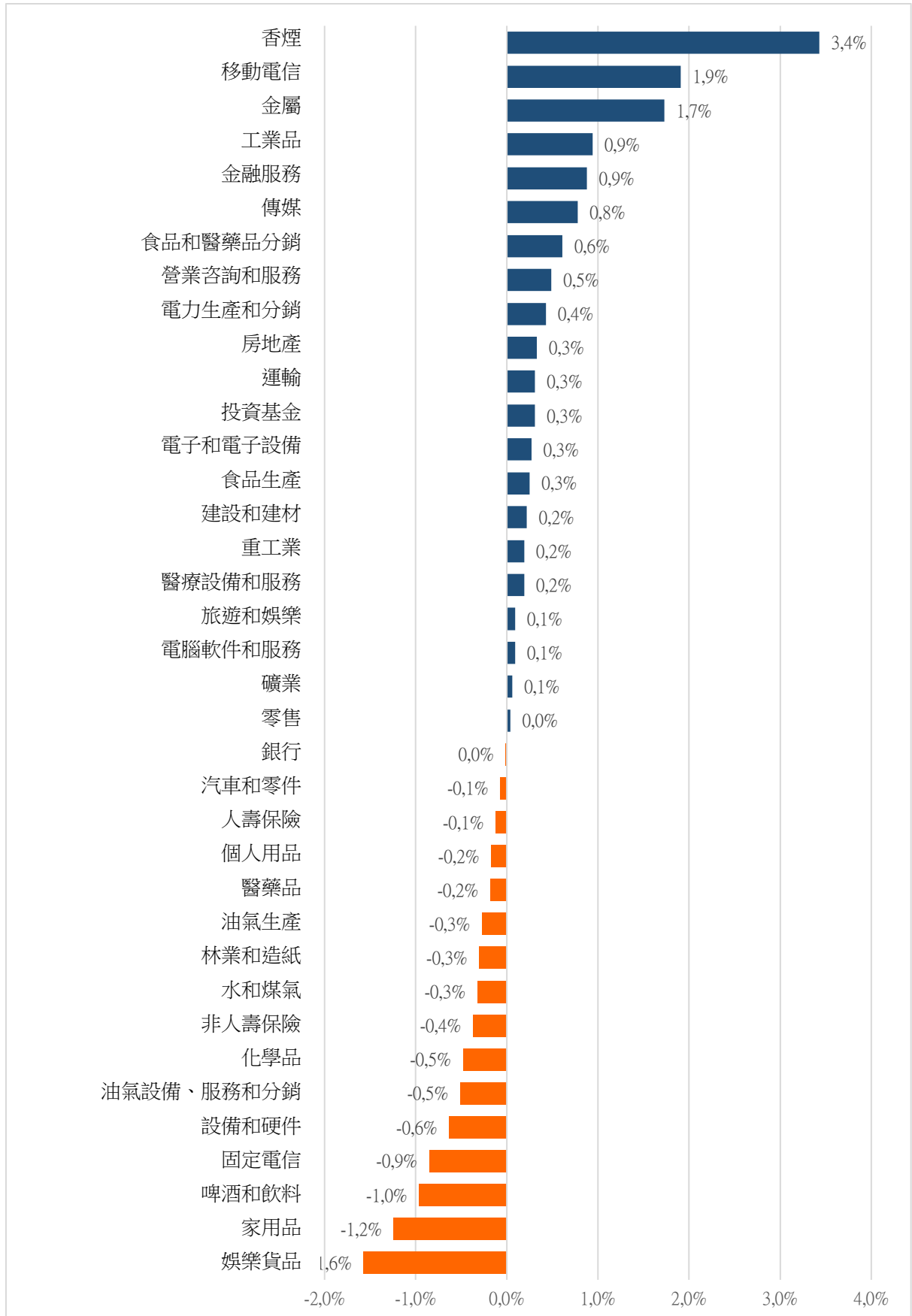
資料源: Bloomberg & Yuanta Research

資料源: Bloomberg & Yuanta Research



We Create Fortune

各行業板塊的交易走勢



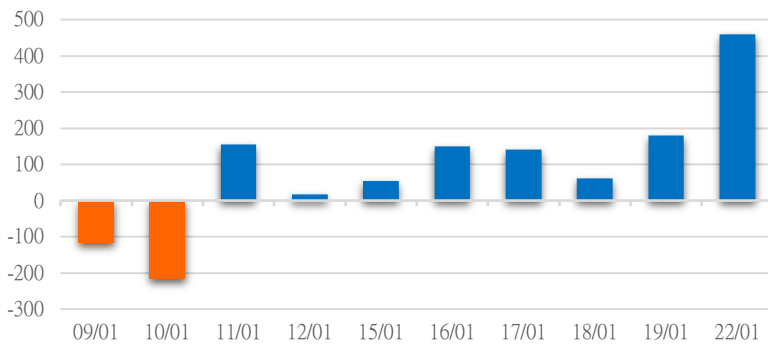
資料源:: FinPro - YSVN



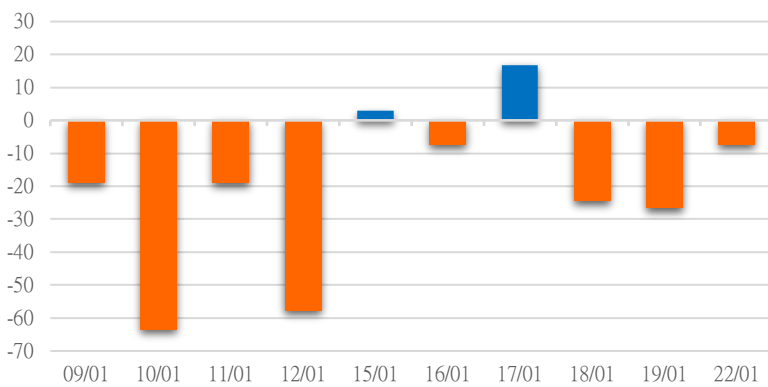
We Create Fortune

外資買進賣統計

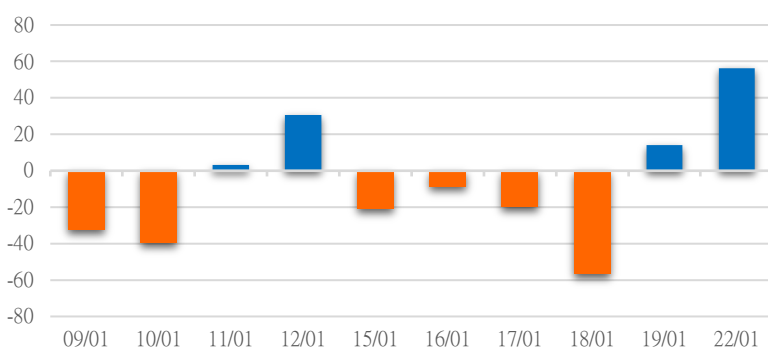
HSX 外資每日買/賣超



HNX 外資每日買/賣超



UPCOM 外資每日買/賣超



證券代碼	買超金額 (Mil.VND)	證券代碼	賣超金額 (Mil.VND)
PC1	136,898	SSI	-66,281
CTG	66,832	VHM	-30,683
STB	63,990	MSN	-23,853
VCG	61,913	DGC	-19,036
EIB	50,728	VNM	-15,658

HSX 外資買/賣超的前 5 名

證券代碼	買超金額 (Mil.VND)	證券代碼	賣超金額 (Mil.VND)
IDC	7,084	PVS	-6,609
CEO	3,995	SHS	-5,229
MBS	569	EID	-2,249
VC7	185	TC6	-1,048
SLS	137	VGS	-588

HNX 外資買/賣超的前 5 名

證券代碼	買超金額 (Mil.VND)	證券代碼	賣超金額 (Mil.VND)
BSR	56,850	VTP	-13,195
QNS	5,970	BVB	-1,218
MPC	2,361	BDT	-277
HVA	2,040	IFS	-215
LTG	1,575	GDA	-213

UPCOM 外資買/賣超的前 5 名

源: FiinPro - YSVN



We Create **Fortune**

自營統計

證券代碼	買超金額 (Mil.VND)	證券代碼	賣超金額 (Mil.VND)
PC1	347,304	EIB	47,391
VRE	50,979	CTG	25,961
HPG	18,177	VCG	14,098
VPB	15,223	STB	11,788
E1VFN30	13,212	TMP	4,150

HSX 自營交易最大前名

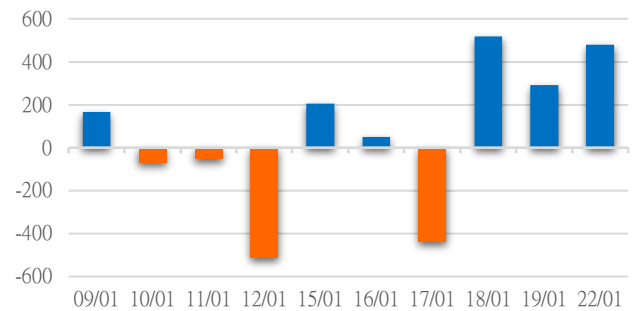
證券代碼	買超金額 (Mil.VND)	證券代碼	賣超金額 (Mil.VND)
SAF	6,945		
PVS	2,202		
IDC	1,495		
TNG	194		

HNX 自營交易最大前名

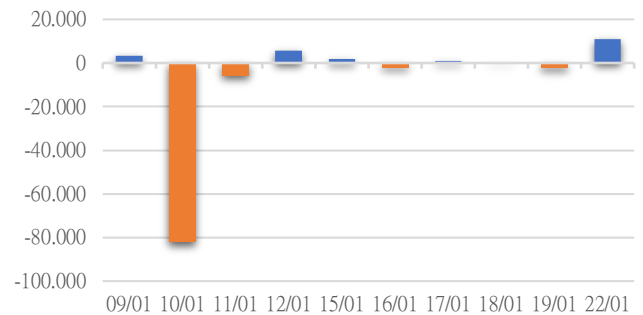
證券代碼	買超金額 (Mil.VND)	證券代碼	賣超金額 (Mil.VND)
VTP	1,830.16	BSR	1,870
		GDA	264
		QTP	147

UPCoM 自營交易最大前名

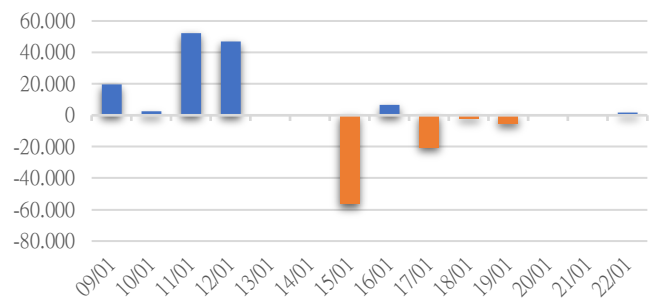
HSX 自營交易每日買/賣超 (BiVND)



HNX 自營交易每日買/賣超 (BiVND)



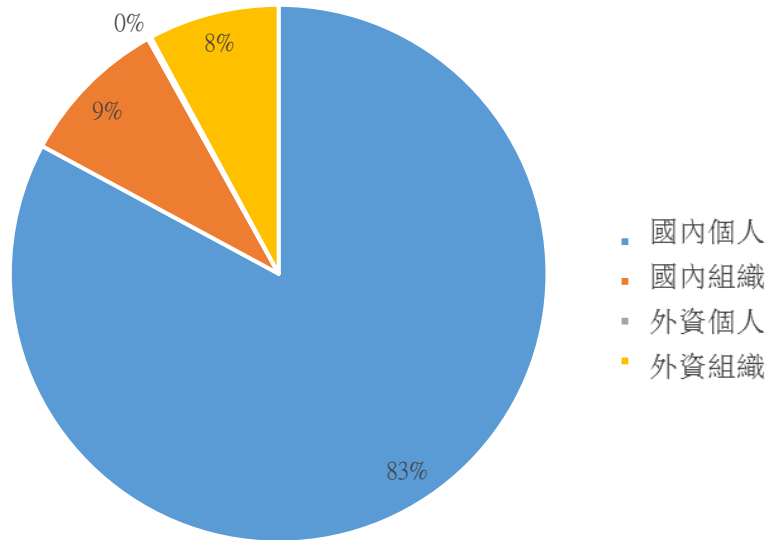
UPCOM 自營交易每日買/賣超 (BiVND)





We Create **Fortune**

越南證券市場投資人類別統計



資料源: FiinPro - YSVN



We Create Fortune

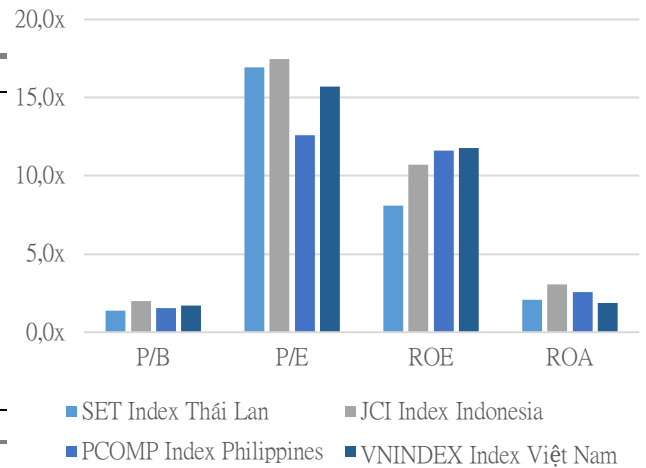
東南亞主要市場走勢比較



東南亞主要市場數據

		Thailand	Indonesia	Philippines	Vietnam
P/B		1.4x	2.0x	1.6x	1.7x
P/E		18.3x	17.5x	12.6x	15.6x
ROE	%	8.08	10.71	11.60	11.76
ROA	%	2.07	3.07	2.58	1.88
Vốn hóa	Tỷ USD	476.79	737.88	161.85	192.58
GTGD	Triệu USD	1.19	0.60	0.07	0.50
LS cổ tức	%	3.25	3.40	2.60	1.75

源：BloomBerg & YSVN





We Create **Fortune**

元大證券（越南）公司

個人客戶分析部

Nguyễn Th ệ Minh
研究分析經理
+84 28 3622 6868 ext 3826
minh.nguyen@yuanta.com.vn

Lý Thị Hi ền
研究分析主管
+84 28 3622 6868 ext 3908
hien.ly@yuanta.com.vn

Quách Đức Khánh
研究分析副主管
+84 28 3622 6868 ext 3833
khanh.quach@yuanta.com.vn

Khổng Hữu Hiệp
高級分析專員
+84 28 3622 6868 ext 3912
hiep.khong@yuanta.com.vn

Nguyễn Trịnh Ngọc Hồng
高級分析專員
+84 28 3622 6868 ext 3832
hong.nguyen@yuanta.com.vn

Phạm Tấn Phát
高級分析專員
+84 28 3622 6868 ext 3880
phat.pham@yuanta.com.vn

個人客戶業務部

Phạm Đắc Thành
北部營業中心經理
+84 28 3622 6868 ext 3416
thanh.pham@yuanta.com.vn

Võ Thị Thu Thủy
平陽分行經理
+84 28 3622 6868 ext 3505
thuy.vo@yuanta.com.vn

Lương Kỳ Ty
堤岸分行經理
+84 28 3622 6868 ext 3653
ty.luong@yuanta.com.vn

Bùi Quốc Phong
同奈分行經理
+84 28 3622 6868 ext 3701
phong.bui@yuanta.com.vn

Võ Đình Tuấn
峴港分行經理
+84 28 3622 6868 ext 3301
tuan.vo@yuanta.com.vn

Nguyễn Việt Quang
河內分行經理
+84 28 3622 6868 ext 3404
quang.nguyen@yuanta.com.vn

Đinh Thị Thu Cúc
頭頓分行經理
+84 28 3622 6868 ext 3203
cuc.dinh@yuanta.com.vn



We Create **Fortune**

Appendix A: Important Disclosures

Analyst Certification

Each research analyst primarily responsible for the content of this research report, in whole or in part, certifies that with respect to each security or issuer that the analyst covered in this report: (1) all of the views expressed accurately reflect his or her personal views about those securities or issuers; and (2) no part of his or her compensation was, is, or will be, directly or indirectly, related to the specific recommendations or views expressed by that research analyst in the research report.

Ratings Definitions

BUY: We have a positive outlook on the stock based on our expected absolute or relative return over the investment period. Our thesis is based on our analysis of the company's outlook, financial performance, catalysts, valuation and risk profile. We recommend investors add to their position.

HOLD-Outperform: In our view, the stock's fundamentals are relatively more attractive than peers at the current price. Our thesis is based on our analysis of the company's outlook, financial performance, catalysts, valuation and risk profile.

HOLD-Underperform: In our view, the stock's fundamentals are relatively less attractive than peers at the current price. Our thesis is based on our analysis of the company's outlook, financial performance, catalysts, valuation and risk profile.

SELL: We have a negative outlook on the stock based on our expected absolute or relative return over the investment period. Our thesis is based on our analysis of the company's outlook, financial performance, catalysts, valuation and risk profile. We recommend investors reduce their position.

Under Review: We actively follow the company, although our estimates, rating and target price are under review.

Restricted: The rating and target price have been suspended temporarily to comply with applicable regulations and/or Yuanta policies.

Note: Yuanta research coverage with a Target Price is based on an investment period of 12 months. Greater China Discovery Series coverage does not have a formal 12 month Target Price and the recommendation is based on an investment period specified by the analyst in the report.

Global Disclaimer

© 2018 Yuanta. All rights reserved. The information in this report has been compiled from sources we believe to be reliable, but we do not hold ourselves responsible for its completeness or accuracy. It is not an offer to sell or solicitation of an offer to buy any securities. All opinions and estimates included in this report constitute our judgment as of this date and are subject to change without notice.

This report provides general information only. Neither the information nor any opinion expressed herein constitutes an offer or invitation to make an offer to buy or sell securities or other investments. This material is prepared for general circulation to clients and is not intended to provide tailored investment advice and does not take into account the individual financial situation and objectives of any specific person who may receive this report. Investors should seek financial advice regarding the appropriateness of investing in any securities, investments or investment strategies discussed or recommended in this report. The information contained in this report has been compiled from sources believed to be reliable but no representation or warranty, express or implied, is made as to its accuracy, completeness or correctness. This report is not (and should not be construed as) a solicitation to act as securities broker or dealer in any jurisdiction by any person or company that is not legally permitted to carry on such business in that jurisdiction.

Yuanta research is distributed in the United States only to Major U.S. Institutional Investors (as defined in Rule 15a-6 under the Securities Exchange Act of 1934, as amended and SEC staff interpretations thereof). All transactions by a US person in the securities mentioned in this report must be effected through a registered broker-dealer under Section 15 of the Securities Exchange Act of 1934, as amended. Yuanta research is distributed in Taiwan by Yuanta Securities Investment Consulting. Yuanta research is distributed in Hong Kong by Yuanta Securities (Hong Kong) Co. Limited, which is licensed in Hong Kong by the Securities and Futures Commission for regulated activities, including Type 4 regulated activity (advising on securities). In Hong Kong, this research report may not be redistributed, retransmitted or disclosed, in whole or in part or and any form or manner, without the express written