

當日市場：指數小幅調整

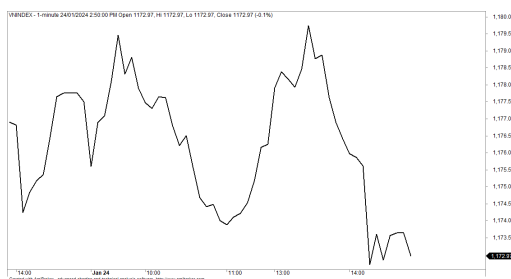
2024/01/25

市場走勢

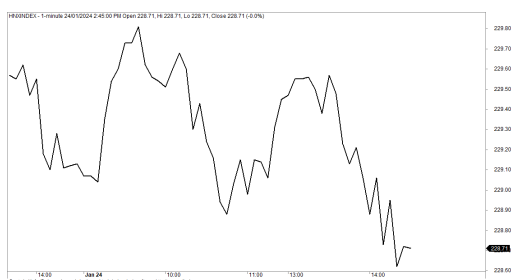
市場指數	VNI	HNI	UPCOM
收盤	1,172.97	228.53	87.64
%日	-0.38%	-0.32%	0.22%
%週	1.24%	-0.10%	0.49%
%月	6.75%	0.43%	1.52%
%年	6.26%	4.27%	18.21%
<b>成交值(Bil.VND)</b>			
當日	15,469	1,137	649
日均量/週	15,678	1,219	575
日均量/月	16,955	1,396	724
<b>外資進出</b>			
買進	1,499.74	15.02	87.14
賣出	1,413.27	12.58	34.26
買賣超	86.47	2.44	52.88
<b>市場漲跌家數</b>			
上漲	123	66	158
下跌	194	90	150
持平	98	173	595
<b>市場指標</b>			
P/E	14.00	19.23	17.23
總市值 (兆盾)	4,693	304	1,067
股息殖利率	0.00%	0.00%	0.00%

資料源: Bloomberg - YSVN

VNINDEX



HNIINDEX



市場走勢

市場持續調整，但跌幅不大，主要是大型股在午盤再次走弱。VN-Index 收盤下跌 0.38%，止於 1,172.97 點，HNX-Index 同步下跌 0.32%，僅有 Upcom-Index 上漲 0.22%。3 大市場的交易額均達到 17 兆 2,550 億越南盾。

銀行板塊持續調整，其中 BID (-1.01%)、TPB (-1.61%) 領跌。此外，MWG (-2.2%)、MSN (-1.93%) 在國內投資者的拋售壓力下持續大幅下跌。相反，HDB、SHB、SSI、STB、VHM、VIC、VRE 逆市小幅上漲。

由於 HCM 大幅上漲 (4.38%)，證券股在當日成為亮點，而同期業務業績大多均增長。此外，LDG 和 FIR 漲停，並引起關注。

外資繼續買超超過 1,400 億越南盾，其中 MWG (310 億)、VPB (230 億)、HUT (140 億) 在買超方面領先。相反，VCI (350 億)、SSI (250 億)、MSN (160 億) 被拋售最多的股票。

市場短期觀點

我們認為，市場在下一個交易日可能會持續調整，但在尾盤可能會收窄跌幅，並可能會快速再次上漲。同時，VN-Index 可能在 1,159 點最近的支撐位。另外，我們評估短期風險仍然較低，這僅是前期連續上漲後的技術性調整期，市場的調整壓力可能來自於銀行股。

大盤的短期走勢仍維持上漲。因此，我們建議短期投資者可以繼續持有高比例的股票，並對大型股限制追漲。同時，我們認為調整期可能是投資者增加中型股比例的機會。

請在 <https://ysradar.yuanta.com.vn/> 查看有關股票的信號。

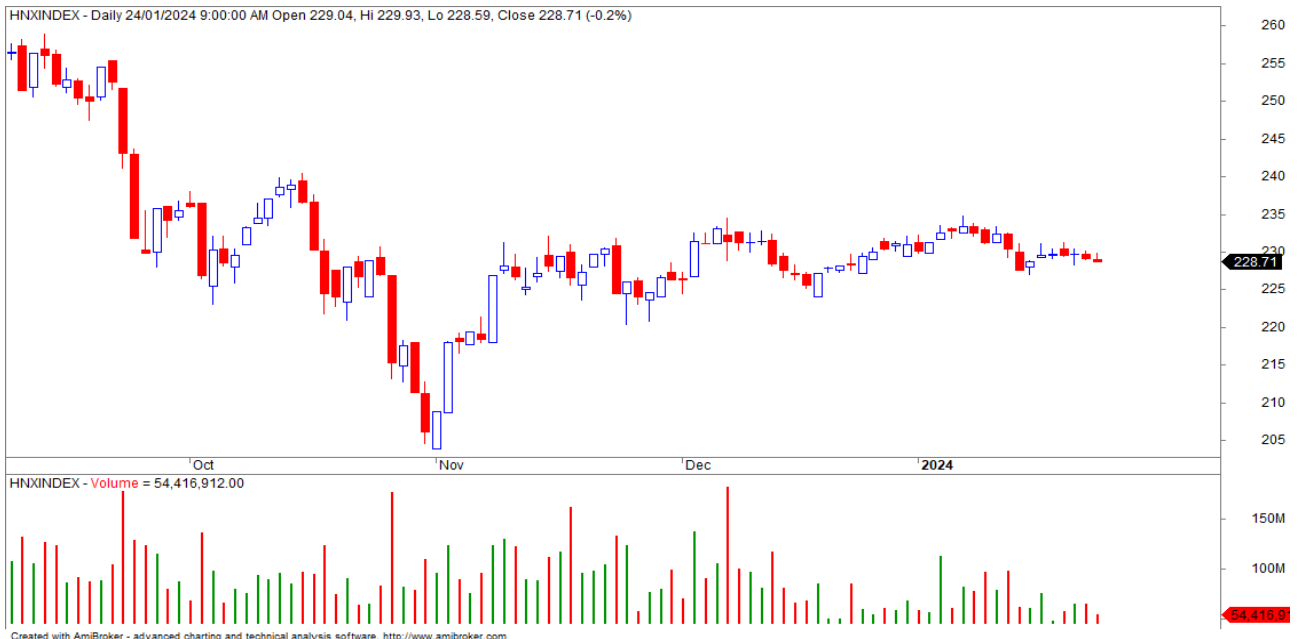


We Create **Fortune**

### 技術分析圖



指數技術分析圖 VN-Index



指數技術分析圖 HNX-Index

指數	短期趨勢	中期趨勢	阻力區 1	阻力區 2	支撐區 1	支撐區 2
VN-Index	上漲	上漲	1253	1300	870	800
HNX-Index	上漲	上漲	260	306	189	160
VN30	上漲	上漲	1270	1300	980	960
VNMidcaps	上漲	上漲	1280	1250	963	900
VNSmallcaps	下跌	上漲	1250	1250	804	750



We Create Fortune

胡志明市交易所 (HSX)

	收盤	漲跌%
VNI	1172.97	-0.38%
VN30	1179.45	-0.37%
VN Mid	1746.85	-0.29%
VN Small	1375.17	-0.45%

河內交易所 (HSX)

	收盤	漲跌%
HNI	228.53	-0.32%
HN30	484.02	-0.45%
VNX AllSh	1189.61	-0.35%

UPCOM 市場 (UPCoM)

	收盤	漲跌%
UPCoM	87.64	0.22%

外資交易	成交值 (Bil.VND)
買進	1499.74144
賣出	1413.27415
買超/賣超	86.4672908

外資交易	成交值 (Bil.VND)
買進	15.02
賣出	12.58
買超/賣超	2.44

外資交易	成交值 (Bil.VND)
買進	87.14
賣出	34.26
買超/賣超	52.88

上漲排名/股碼	漲跌(VND)	漲跌%
FIR	700	7.00%
DC4	800	6.96%
HSL	480	6.84%
LDG	190	6.71%
HCM	1100	4.38%

上漲排名/股碼	漲跌(VND)	漲跌%
FID	200	9.09%
KSQ	200	8.33%
NAG	600	7.32%
SVN	200	5.00%
DL1	200	4.44%

上漲排名/股碼	漲跌(VND)	漲跌%
KVC	23637776	8.50%
HHG	17029773	8.42%
VEF	81633984	3.72%
CC1	175630763	3.32%
MCM	108788080	3.21%

下跌排名/股碼	漲跌(VND)	漲跌%
TNC	-3800	-6.40%
NBB	-1150	-5.40%
EVF	-750	-4.48%
BMP	-3200	-2.86%
VFG	-1150	-2.56%

下跌排名/股碼	漲跌(VND)	漲跌%
MCO	-1200	-8.63%
TKG	-600	-4.51%
DXP	-400	-3.10%
TTH	-100	-2.50%
MBG	-100	-1.92%

下跌排名/股碼	漲跌(VND)	漲跌%
BCR	-282	-4.15%
AMS	-267	-2.62%
PAT	-1644	-1.84%
VGI	-468	-1.70%
TVN	-99	-1.52%

\*備註：市值>5,000 億盾；成交值>15 億盾

市值排名/股碼	Bil.VND
VCB	511,401,850
BID	281,601,533
VHM	184,407,463
GAS	174,781,902
CTG	172,913,734

市值排名/股碼	Bil.VND
PVS	17,732,549
HUT	17,493,235
IDC	16,796,996
SHS	14,962,084
THD	13,628,999

市值排名/股碼	Bil.VND
ACV	142,551,068
VGI	84,112,679
MCH	65,679,170
BSR	57,988,644
VEA	47,779,662

交易量排名/股碼	成交值	30 日均
SHB	55,741,100	38,393,343
EIB	36,735,276	22,562,731
SSI	30,021,500	20,792,526
STB	25,678,500	18,767,948
VIX	24,395,100	26,050,289

交易量排名/股碼	成交值	30 日均
SHS	262,143,927,500	16,885,456
MBS	195,735,777,300	4,031,108
HUT	47,667,750,800	6,025,421
CEO	88,145,240,600	8,540,806
PVS	71,468,382,800	3,646,826

交易量排名/股碼	成交值	30 日均
BSR	123,796,621,000	4,431,180
BCR	24,245,771,700	3,630,708
HHG	7,068,277,900	233,261
MPC	3,597,640,000	490,162
ABB	12,965,558,500	2,093,099

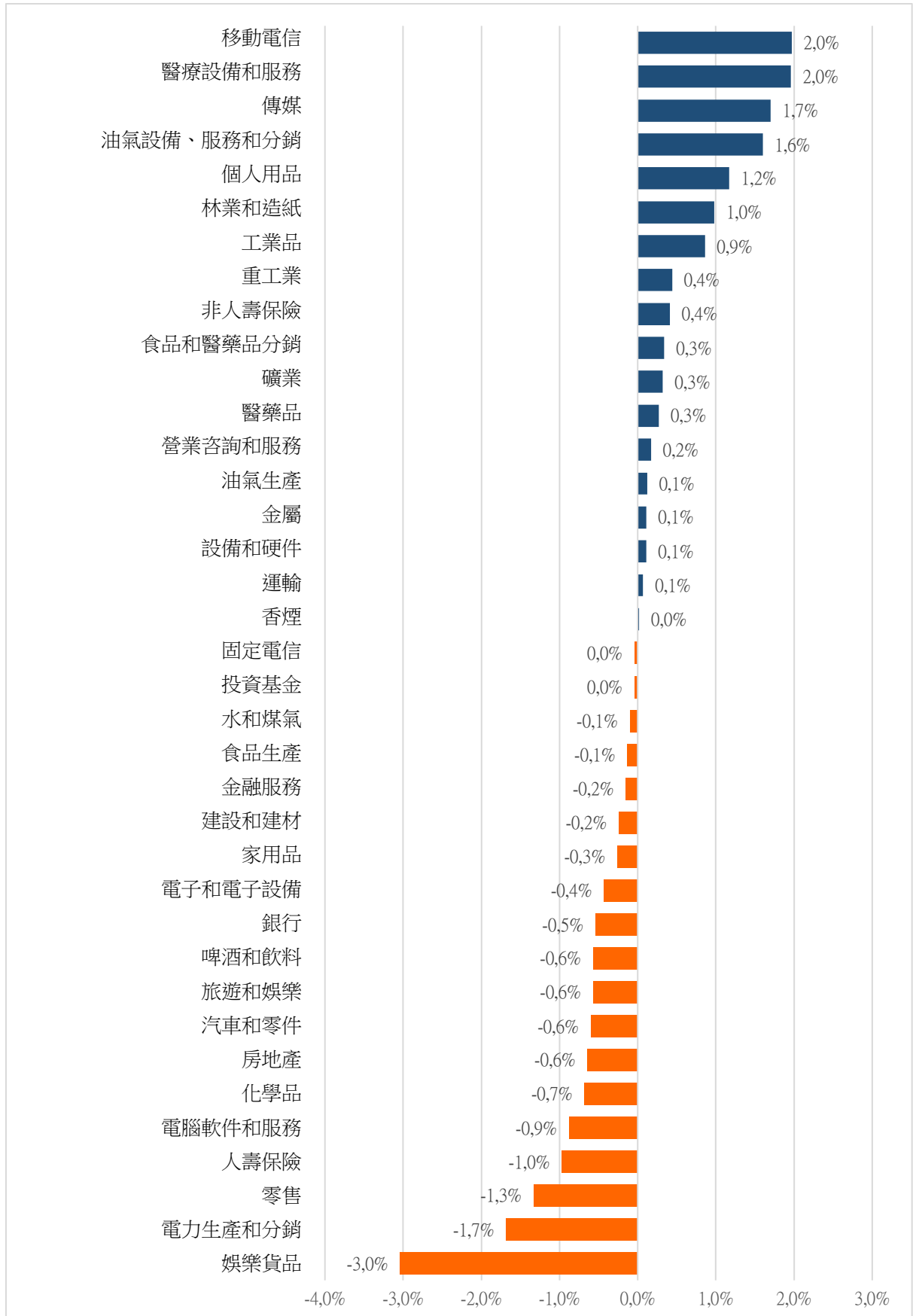
資料源: Bloomberg & Yuanta Research

資料源: Bloomberg & Yuanta Research

資料源: Bloomberg & Yuanta Research

We Create Fortune

## 各行業板塊的交易走勢



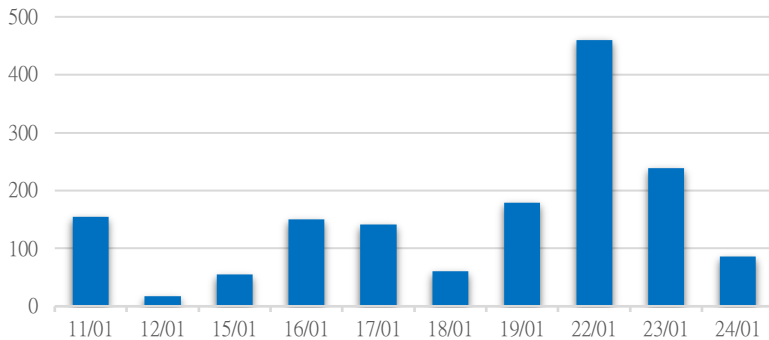
資料源: FiinPro - YSVN



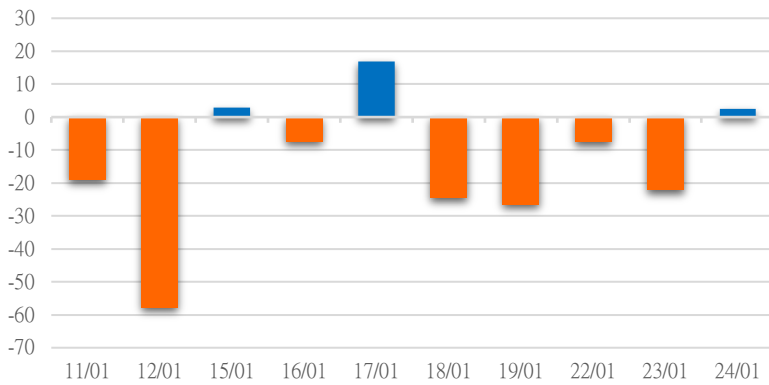
We Create Fortune

## 外資買進賣統計

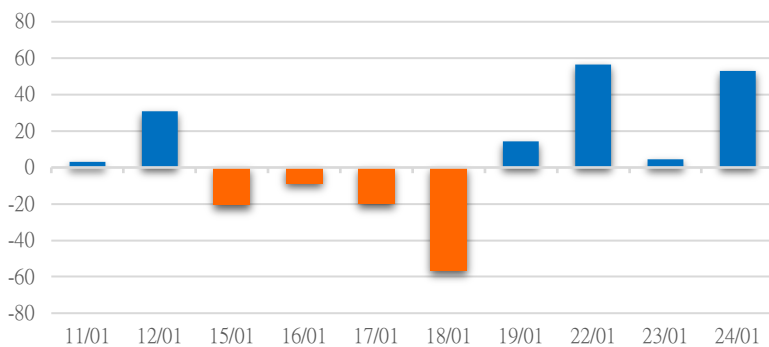
HSX 外資每日買/賣超



HNX 外資每日買/賣超



UPCOM 外資每日買/賣超



證券代碼	買超金額 (Mil.VND)	證券代碼	賣超金額 (Mil.VND)
SSI	119,142	MWG	-63,213
HPG	78,101	TPB	-56,518
EIB	77,936	VNM	-52,859
VCG	37,816	MSN	-36,601
VPB	31,252	CTD	-32,183

HSX 外資買/賣超的前 5 名

證券代碼	買超金額 (Mil.VND)	證券代碼	賣超金額 (Mil.VND)
BVS	5,246	TIG	-3,166
IDC	4,326	DXP	-1,186
MBS	1,728	EVS	-1,066
SHS	1,156	HVT	-954
DHT	284	PVS	-778

HNX 外資買/賣超的前 5 名

證券代碼	買超金額 (Mil.VND)	證券代碼	賣超金額 (Mil.VND)
BSR	64,439	VTP	-10,442
ABI	4,901	QNS	-9,835
MPC	1,949	AAS	-4,080
LTG	1,816	MSR	-332
ACV	1,587	TV6	-232

UPCOM 外資買/賣超的前 5 名

源: FiinPro - YSVN



We Create **Fortune**

### 自營統計

證券代碼	買超金額 (Mil.VND)	證券代碼	賣超金額 (Mil.VND)
MBB	20,565	FPT	34,781
MWG	17,614	CTG	25,429
VCG	12,577	HPG	20,656
VNM	7,365	EIB	19,957
VOS	6,253	OCB	7,333

HSX 自營交易最大前名

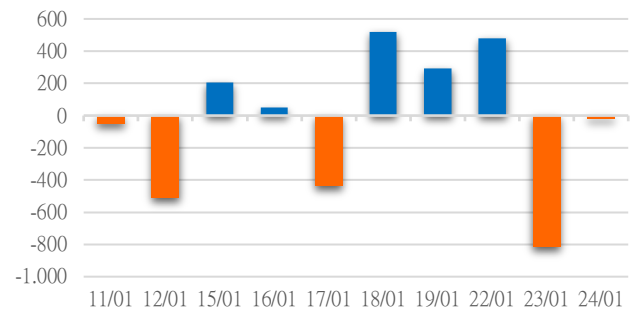
證券代碼	買超金額 (Mil.VND)	證券代碼	賣超金額 (Mil.VND)
TNG	392	PVS	4
		SHS	2

HNX 自營交易最大前名

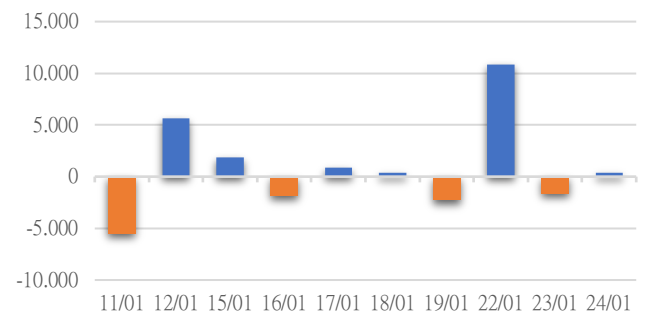
證券代碼	買超金額 (Mil.VND)	證券代碼	賣超金額 (Mil.VND)
VGI	2,983.50	ACV	33,656
BSR	1,880.00	VTP	2,281
		GDA	262

UPCoM 自營交易最大前名

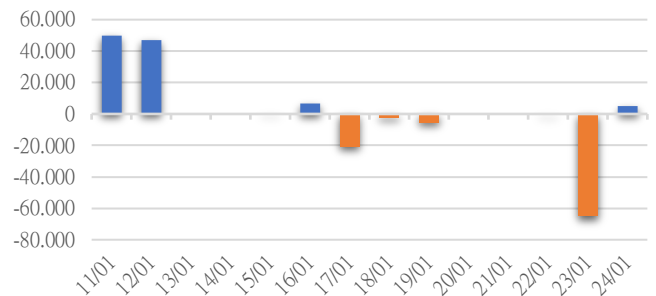
HSX 自營交易每日買/賣超 (BiVND)



HNX 自營交易每日買/賣超 (BiVND)



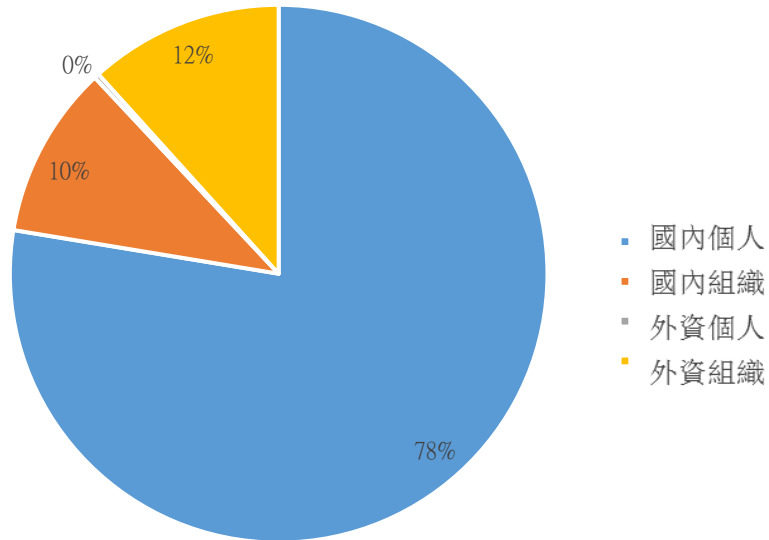
UPCoM 自營交易每日買/賣超 (BiVND)





We Create **Fortune**

### 越南證券市場投資人類別統計



資料源: FiinPro - YSVN



We Create Fortune

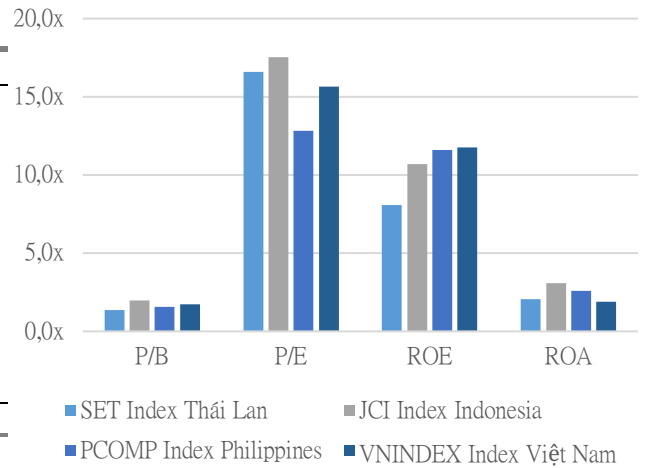
### 東南亞主要市場走勢比較



### 東南亞主要市場數據

		Thailand	Indonesia	Philippines	Vietnam
P/B		1.3x	2.0x	1.6x	1.7x
P/E		16.6x	17.5x	12.8x	15.7x
ROE	%	8.08	10.71	11.60	11.76
ROA	%	2.07	3.07	2.58	1.88
Vốn hóa	Tỷ USD	467.19	736.87	163.43	193.59
GTGD	Triệu USD	1.19	0.61	0.05	0.52
LS cổ tức	%	3.26	3.41	2.53	1.82

源：Bloomberg & YSVN



■ SET Index Thái Lan ■ JCI Index Indonesia  
■ PCOMP Index Philippines ■ VNINDEX Index Việt Nam





We Create **Fortune**

## 元大證券（越南）公司

### 個人客戶分析部

**Nguyễn Th ệ Minh**  
研究分析經理  
+84 28 3622 6868 ext 3826  
minh.nguyen@yuanta.com.vn

**Lý Thị Hi ền**  
研究分析主管  
+84 28 3622 6868 ext 3908  
hien.ly@yuanta.com.vn

**Quách Đức Khánh**  
研究分析副主管  
+84 28 3622 6868 ext 3833  
khanh.quach@yuanta.com.vn

**Khổng Hữu Hiệp**  
高級分析專員  
+84 28 3622 6868 ext 3912  
hiep.khong@yuanta.com.vn

**Nguyễn Trịnh Ngọc Hồng**  
高級分析專員  
+84 28 3622 6868 ext 3832  
hong.nguyen@yuanta.com.vn

**Phạm Tấn Phát**  
高級分析專員  
+84 28 3622 6868 ext 3880  
phat.pham@yuanta.com.vn

### 個人客戶業務部

**Phạm Đắc Thành**  
北部營業中心經理  
+84 28 3622 6868 ext 3416  
thanh.pham@yuanta.com.vn

**Võ Thị Thu Thủy**  
平陽分行經理  
+84 28 3622 6868 ext 3505  
thuy.vo@yuanta.com.vn

**Lương Kỳ Ty**  
堤岸分行經理  
+84 28 3622 6868 ext 3653  
ty.luong@yuanta.com.vn

**Bùi Quốc Phong**  
同奈分行經理  
+84 28 3622 6868 ext 3701  
phong.bui@yuanta.com.vn

**Võ Đình Tuấn**  
峴港分行經理  
+84 28 3622 6868 ext 3301  
tuan.vo@yuanta.com.vn

**Nguyễn Việt Quang**  
河內分行經理  
+84 28 3622 6868 ext 3404  
quang.nguyen@yuanta.com.vn

**Đinh Thị Thu Cúc**  
頭頓分行經理  
+84 28 3622 6868 ext 3203  
cuc.dinh@yuanta.com.vn



We Create **Fortune**

## Appendix A: Important Disclosures

### Analyst Certification

Each research analyst primarily responsible for the content of this research report, in whole or in part, certifies that with respect to each security or issuer that the analyst covered in this report: (1) all of the views expressed accurately reflect his or her personal views about those securities or issuers; and (2) no part of his or her compensation was, is, or will be, directly or indirectly, related to the specific recommendations or views expressed by that research analyst in the research report.

### Ratings Definitions

**BUY:** We have a positive outlook on the stock based on our expected absolute or relative return over the investment period. Our thesis is based on our analysis of the company's outlook, financial performance, catalysts, valuation and risk profile. We recommend investors add to their position.

**HOLD-Outperform:** In our view, the stock's fundamentals are relatively more attractive than peers at the current price. Our thesis is based on our analysis of the company's outlook, financial performance, catalysts, valuation and risk profile.

**HOLD-Underperform:** In our view, the stock's fundamentals are relatively less attractive than peers at the current price. Our thesis is based on our analysis of the company's outlook, financial performance, catalysts, valuation and risk profile.

**SELL:** We have a negative outlook on the stock based on our expected absolute or relative return over the investment period. Our thesis is based on our analysis of the company's outlook, financial performance, catalysts, valuation and risk profile. We recommend investors reduce their position.

**Under Review:** We actively follow the company, although our estimates, rating and target price are under review.

**Restricted:** The rating and target price have been suspended temporarily to comply with applicable regulations and/or Yuanta policies.

Note: Yuanta research coverage with a Target Price is based on an investment period of 12 months. Greater China Discovery Series coverage does not have a formal 12 month Target Price and the recommendation is based on an investment period specified by the analyst in the report.

### Global Disclaimer

© 2018 Yuanta. All rights reserved. The information in this report has been compiled from sources we believe to be reliable, but we do not hold ourselves responsible for its completeness or accuracy. It is not an offer to sell or solicitation of an offer to buy any securities. All opinions and estimates included in this report constitute our judgment as of this date and are subject to change without notice.

This report provides general information only. Neither the information nor any opinion expressed herein constitutes an offer or invitation to make an offer to buy or sell securities or other investments. This material is prepared for general circulation to clients and is not intended to provide tailored investment advice and does not take into account the individual financial situation and objectives of any specific person who may receive this report. Investors should seek financial advice regarding the appropriateness of investing in any securities, investments or investment strategies discussed or recommended in this report. The information contained in this report has been compiled from sources believed to be reliable but no representation or warranty, express or implied, is made as to its accuracy, completeness or correctness. This report is not (and should not be construed as) a solicitation to act as securities broker or dealer in any jurisdiction by any person or company that is not legally permitted to carry on such business in that jurisdiction.

Yuanta research is distributed in the United States only to Major U.S. Institutional Investors (as defined in Rule 15a-6 under the Securities Exchange Act of 1934, as amended and SEC staff interpretations thereof). All transactions by a US person in the securities mentioned in this report must be effected through a registered broker-dealer under Section 15 of the Securities Exchange Act of 1934, as amended. Yuanta research is distributed in Taiwan by Yuanta Securities Investment Consulting. Yuanta research is distributed in Hong Kong by Yuanta Securities (Hong Kong) Co. Limited, which is licensed in Hong Kong by the Securities and Futures Commission for regulated activities, including Type 4 regulated activity (advising on securities). In Hong Kong, this research report may not be redistributed, retransmitted or disclosed, in whole or in part or and any form or manner, without the express written