

當日市場：指數收窄跌幅

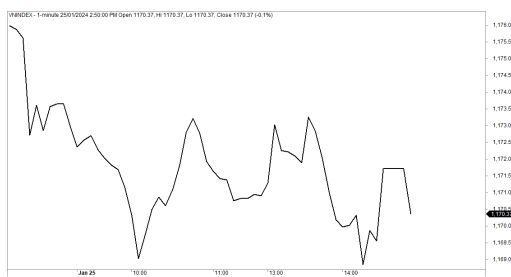
2024/01/26

市場走勢

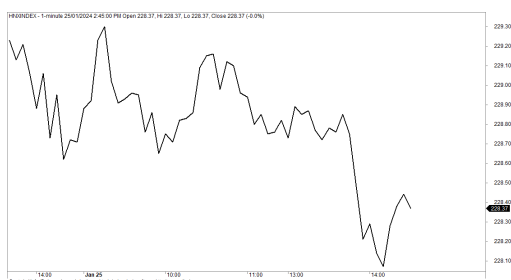
市場指數	VNI	HNI	UPCOM
收盤	1,170.37	228.52	87.68
%日	-0.22%	0.00%	0.05%
%週	0.11%	-0.61%	0.60%
%月	4.72%	-0.41%	1.71%
%年	5.62%	3.93%	18.52%
成交值(Bil.VND)			
當日	11,329	795	529
日均量/週	15,065	1,125	615
日均量/月	16,715	1,361	717
外資進出			
買進	1,004.73	22.65	44.73
賣出	1,140.81	13.43	55.35
買賣超	-136.07	9.22	-10.62
市場漲跌家數			
上漲	120	81	150
下跌	180	77	139
持平	117	171	614
市場指標			
P/E	13.94	19.16	17.71
總市值 (兆盾)	4,682	304	1,075
股息殖利率	0.00%	0.00%	0.00%

資料源: Bloomberg - YSVN

VNINDEX



HNIINDEX



市場走勢

市場在連續第三個交易日延續調整，但在尾盤收窄跌幅。VN-Index 收跌 0.22%，止於 1170.37 點，HNX-Index 沒有太多變化，Upcom-Index 上漲 0.05%。3 大市場的交易額均達到 12 兆 6,530 億越南盾。

跌幅繼續占主導地位，但跌幅不大，其中 BID、SAB、VIB 下跌 1-2%，則是 VN30-Index 中領跌的 3 檔股票。相反，CTG、FPT、MSN、MWG、POW、SHB、VJC 小幅上漲。

中小型股的獲利壓力加大，導致 BMP、HNG、FCN、ANV 從 1% 下跌。相反，HAG (3.15%)、LDG (1.66%)、AAA (4.99%)、FRT (6.9%) 逆市。

外資反轉賣超近 1,310 億越南盾，其中 SAB (610 億)、DGC (590 億)、VNM (590 億) 被拋售最多的股票。相反，HPG (700 億)、VRE (520 億)、CTG (400 億) 在買超方面領先。

市場短期觀點

我們認為，市場在下一個交易日可能會繼續調整，但市場可能會在尾盤收窄跌幅，並可能會快速再次上漲。同時，技術指標下跌至超賣區域附近，顯示需求在未來的幾個交易日可能會快速再次受到被刺激，而中小型股仍處於短期調整階段，因此這兩股票在未來的幾個交易日可能會繼續在窄幅波動。此外，短期情緒指標持續下跌，顯示投資者對當前市場走勢仍持悲觀態度。

大盤的短期走勢仍維持上漲。因此，我們建議短期投資者可以在當前水平繼續持有高比例的股票，但投資者可以暫時停止拋售金融股。

請在 <https://ysradar.yuanta.com.vn/> 查看有關股票的信號。



We Create Fortune

技術分析圖



指數技術分析圖 VN-Index



指數技術分析圖 HNX-Index

指數	短期趨勢	中期趨勢	阻力區 1	阻力區 2	支撐區 1	支撐區 2
VN-Index	上漲	上漲	1253	1300	870	800
HNX-Index	上漲	上漲	260	306	189	160
VN30	上漲	上漲	1270	1300	980	960
VNMidcaps	上漲	上漲	1280	1250	963	900
VNSmallcaps	下跌	上漲	1250	1250	804	750

We Create Fortune

胡志明市交易所 (HSX)

	收盤	漲跌%
VNI	1170.37	-0.22%
VN30	1177.52	-0.16%
VN Mid	1749.08	0.13%
VN Small	1375.12	0.00%

河內交易所 (HSX)

	收盤	漲跌%
HNI	228.52	0.00%
HN30	484.45	0.09%
VNX AllSh	1188.76	-0.07%

UPCOM 市場 (UPCoM)

	收盤	漲跌%
UPCoM	87.68	0.05%

外資交易	成交值 (BiL.VND)
買進	1004.73337
賣出	1140.80553
買超/賣超	-136.072162

外資交易	成交值 (BiL.VND)
買進	22.65
賣出	13.43
買超/賣超	9.22

外資交易	成交值 (BiL.VND)
買進	44.73
賣出	55.35
買超/賣超	-10.62

上漲排名/股碼	漲跌(VND)	漲跌%
FRT	6900	6.94%
D2D	1800	6.88%
NTL	1700	5.65%
APH	320	4.13%
VFG	1450	3.31%

上漲排名/股碼	漲跌(VND)	漲跌%
DVG	300	9.68%
TTH	300	7.69%
IDV	1400	3.68%
TDN	400	3.64%
S55	1500	3.19%

上漲排名/股碼	漲跌(VND)	漲跌%
VEF	81634084	14.18%
VHG	72739683	6.00%
HHG	17029773	5.62%
HSV	7869326	3.98%
ACV	989091001	3.37%

下跌排名/股碼	漲跌(VND)	漲跌%
ST8	-1100	-5.50%
BMP	-4400	-4.04%
HNG	-160	-3.16%
FIR	-300	-2.80%
VTO	-280	-2.75%

下跌排名/股碼	漲跌(VND)	漲跌%
TKG	-1200	-9.45%
MCO	-800	-6.30%
SAF	-2500	-4.51%
CMS	-400	-2.22%
MBG	-100	-1.96%

下跌排名/股碼	漲跌(VND)	漲跌%
NAB	-181	-1.16%
SBS	-80	-1.10%
AAS	-91	-1.08%
QTP	-98	-0.67%
AAH	-133	-0.66%

*備註：市值>5,000 億盾；成交值>15 億盾

市值排名/股碼	BiL.VND
VCB	508,607,305
BID	275,901,098
VHM	183,318,871
GAS	173,174,184
CTG	172,108,236

市值排名/股碼	BiL.VND
PVS	17,589,159
HUT	17,403,983
IDC	16,763,996
SHS	14,962,084
THD	13,628,999

市值排名/股碼	BiL.VND
ACV	148,513,736
VGI	81,939,398
MCH	66,203,668
BSR	58,190,177
VEA	47,807,566

交易量排名/股碼	成交值	30 日均
SHB	27,645,300	39,148,023
EIB	20,601,600	23,179,009
STB	17,446,300	19,068,603
HPG	15,727,000	25,518,517
MBB	14,809,100	22,394,049

交易量排名/股碼	成交值	30 日均
SHS	110,435,745,600	16,761,381
CEO	82,703,731,200	8,336,128
MBS	81,286,069,600	4,209,569
TTH	10,453,846,200	416,359
PVS	83,158,788,200	3,569,180

交易量排名/股碼	成交值	30 日均
NAB	16,798,074,800	2,197,356
VHG	12,956,673,000	906,535
SEA	23,430,000	1,319,091
BCR	13,505,856,700	3,643,845
BSR	36,497,809,900	4,642,388

資料源: Bloomberg & Yuanta Research

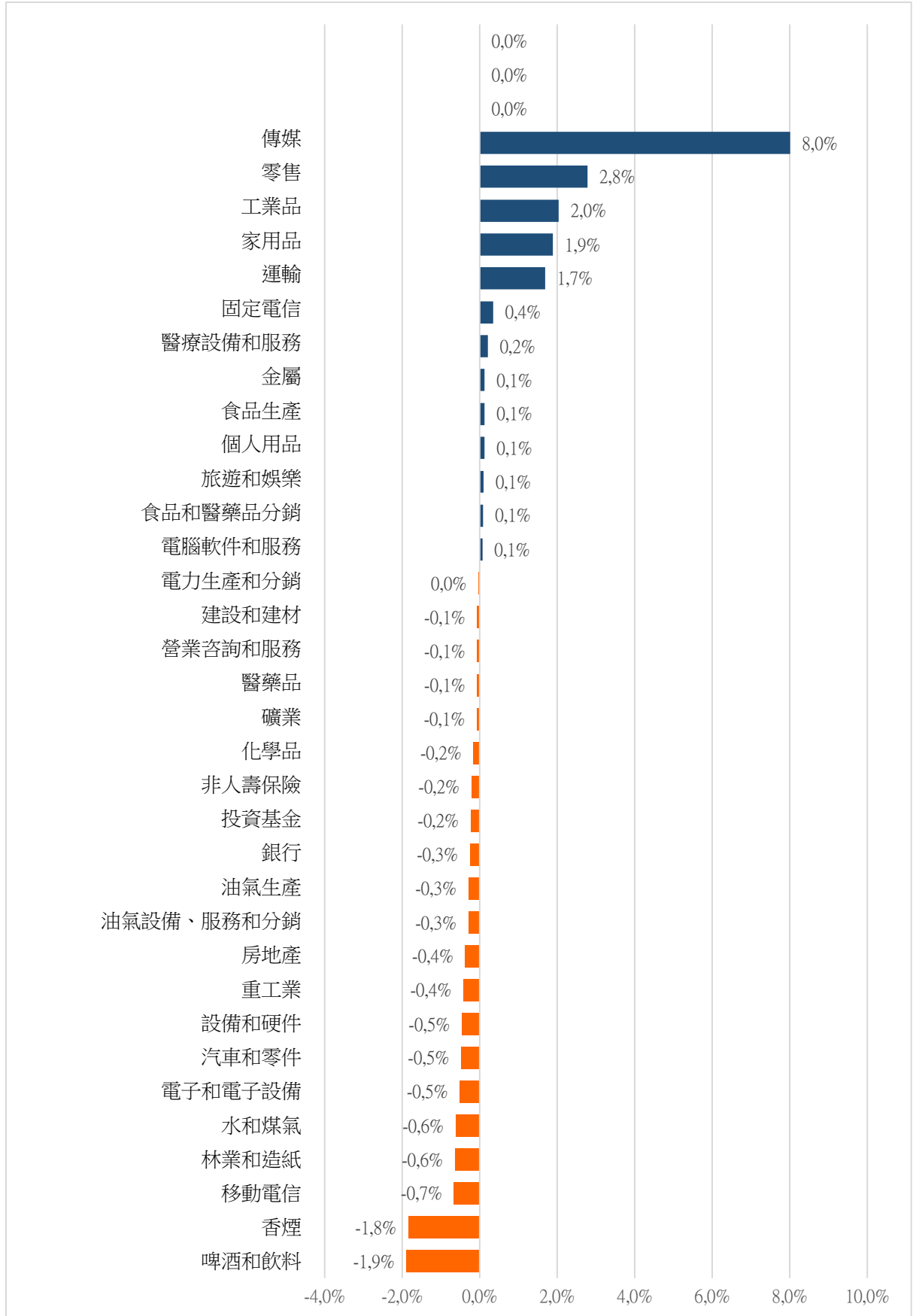
資料源: Bloomberg & Yuanta Research

資料源: Bloomberg & Yuanta Research



We Create Fortune

各行業板塊的交易走勢



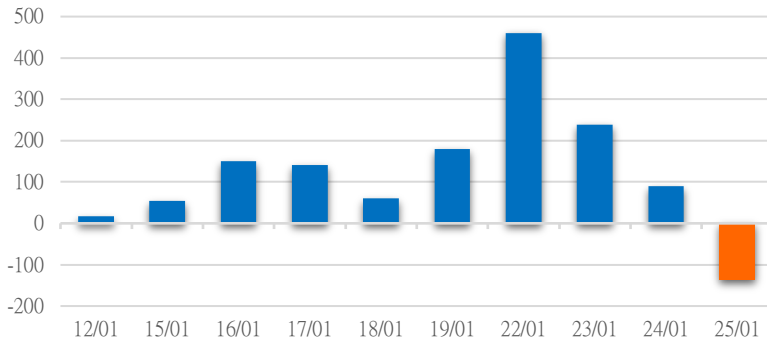
資料源:: FimPro - YSVN



We Create Fortune

外資買進賣統計

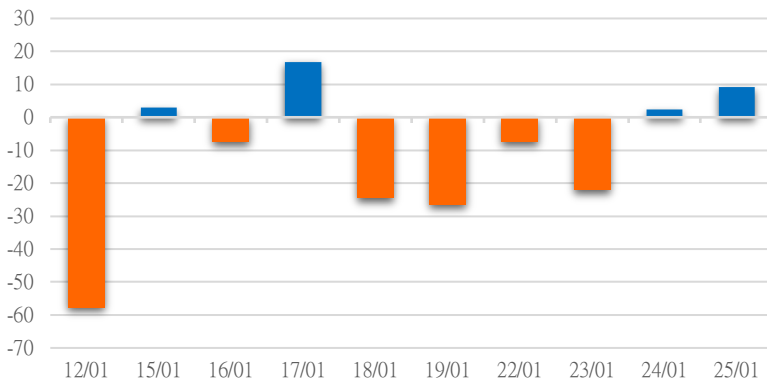
HSX 外資每日買/賣超



證券代碼	買超金額 (Mil.VND)	證券代碼	賣超金額 (Mil.VND)
HPG	70,032	SAB	-60,636
VRE	51,852	DGC	-58,930
CTG	40,675	VNM	-58,875
VCB	31,901	STB	-39,195
SSI	31,315	TPB	-34,011

HSX 外資買/賣超的前 5 名

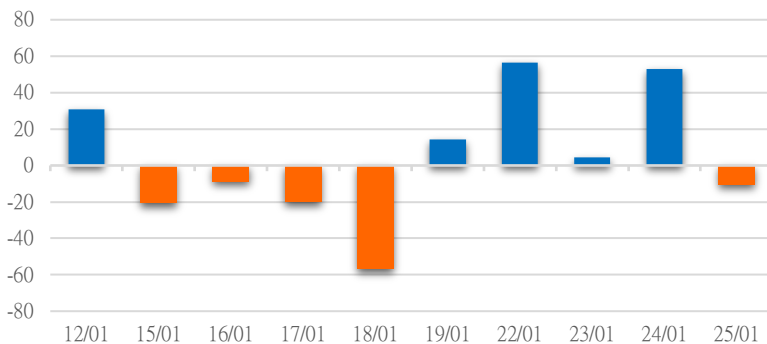
HNX 外資每日買/賣超



證券代碼	買超金額 (Mil.VND)	證券代碼	賣超金額 (Mil.VND)
IDC	15,516	MBS	-5,533
PVS	2,586	SLS	-1,158
DHT	1,148	EID	-1,046
BVS	211	WCS	-595
IDJ	180	PMS	-409

HNX 外資買/賣超的前 5 名

UPCOM 外資每日買/賣超



證券代碼	買超金額 (Mil.VND)	證券代碼	賣超金額 (Mil.VND)
ACV	13,151	QNS	-14,907
LTG	1,888	VTP	-8,768
VHG	1,561	BSR	-2,940
ABI	697	MCH	-2,169
VEA	688	NAB	-295

UPCOM 外資買/賣超的前 5 名

源: FiinPro - YSVN



We Create **Fortune**

自營統計

證券代碼	買超金額 (Mil.VND)	證券代碼	賣超金額 (Mil.VND)
AAA	30,633	VRE	48,036
SSI	26,714	MBB	23,370
HSG	21,761	VPB	13,300
MWG	14,023	CTG	12,356
LPB	12,913	VCB	11,866

HSX 自營交易最大前名

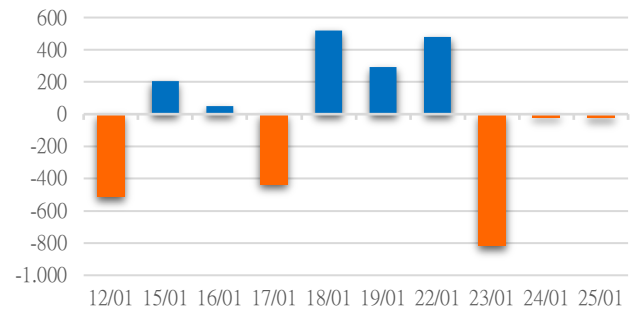
證券代碼	買超金額 (Mil.VND)	證券代碼	賣超金額 (Mil.VND)
PVS	921	SAF	6,568
TNG	390	IDC	507
L18	4		

HNX 自營交易最大前名

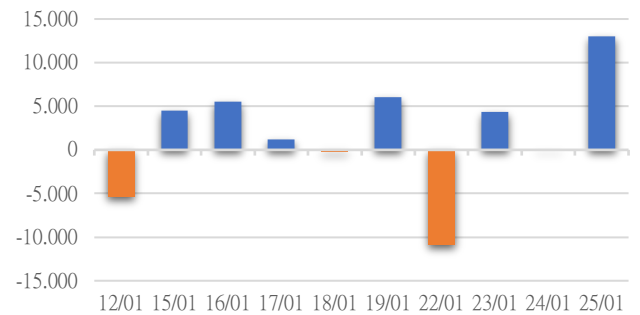
證券代碼	買超金額 (Mil.VND)	證券代碼	賣超金額 (Mil.VND)
BCR	136.00	NAB	74,480
		ACV	553
		GDA	263

UPCoM 自營交易最大前名

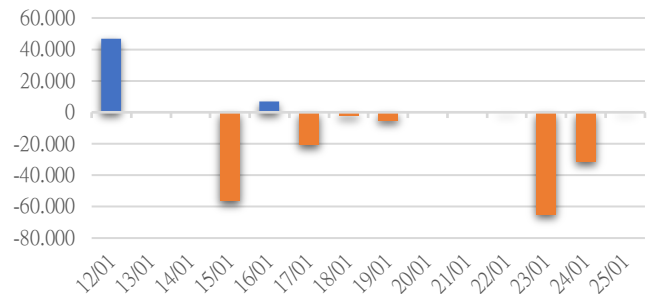
HSX 自營交易每日買/賣超 (BilVND)



HNX 自營交易每日買/賣超 (BilVND)



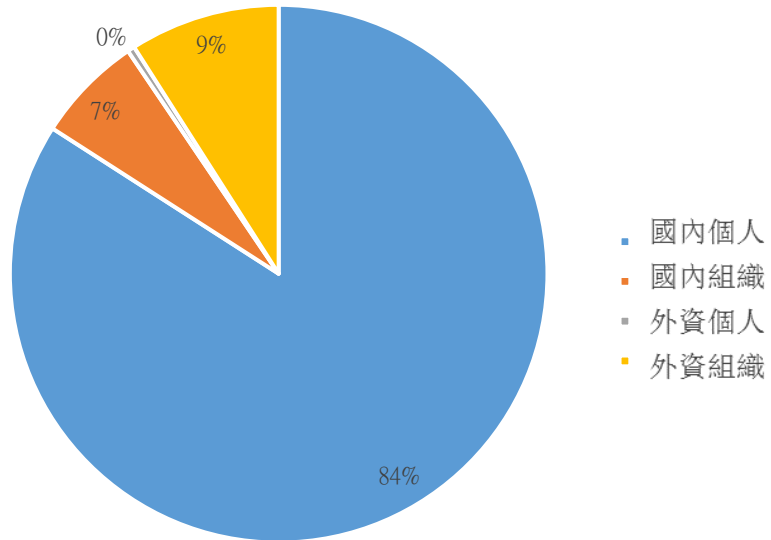
UPCOM 自營交易每日買/賣超 (BilVND)





We Create **Fortune**

越南證券市場投資人類別統計

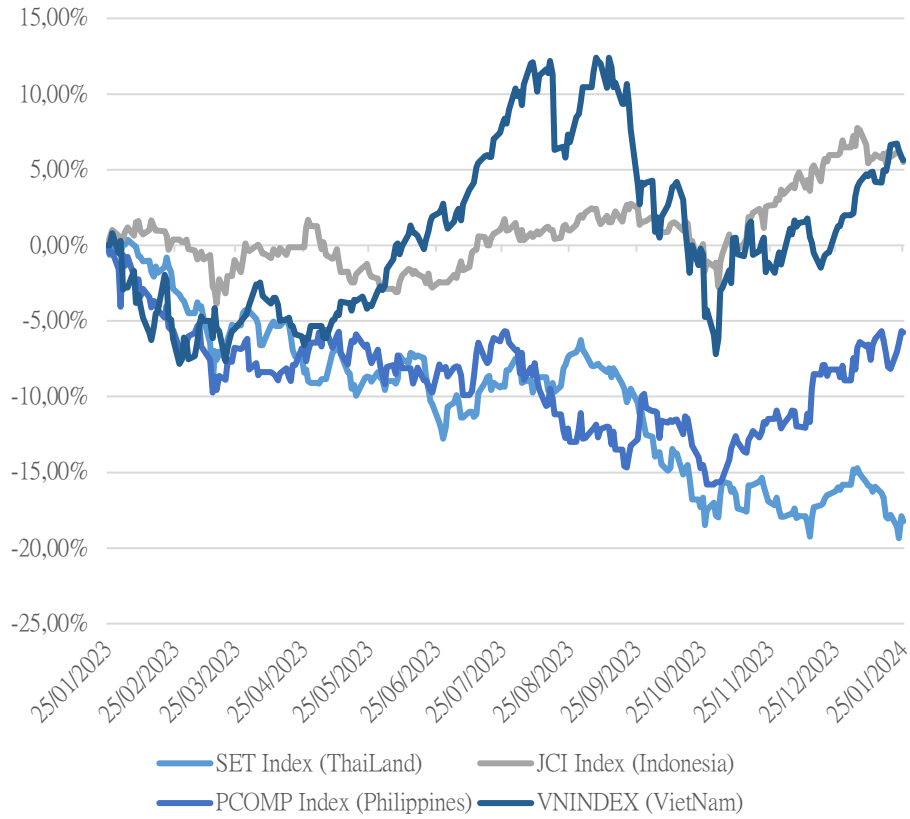


資料源: FiinPro - YSVN



We Create Fortune

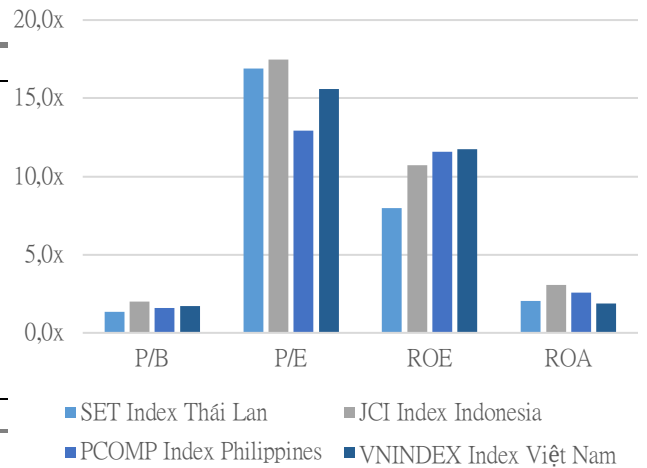
東南亞主要市場走勢比較



東南亞主要市場數據

		Thailand	Indonesia	Philippines	Vietnam
P/B		1.3x	2.0x	1.6x	1.7x
P/E		16.6x	17.5x	12.8x	15.7x
ROE	%	8.08	10.71	11.60	11.76
ROA	%	2.07	3.07	2.58	1.88
Vốn hóa	Tỷ USD	467.19	736.87	163.43	193.59
GTGD	Triệu USD	1.19	0.61	0.05	0.52
LS cổ tức	%	3.26	3.41	2.53	1.82

源: Bloomberg & YSVN



■ SET Index Thái Lan ■ JCI Index Indonesia
■ PCOMP Index Philippines ■ VNINDEX Index Việt Nam



We Create **Fortune**

元大證券（越南）公司

個人客戶分析部

Nguyễn Th ệ Minh

研究分析經理

+84 28 3622 6868 ext 3826
minh.nguyen@yuanta.com.vn

Lý Thị Hi ền

研究分析主管

+84 28 3622 6868 ext 3908
hien.ly@yuanta.com.vn

Quách Đức Khánh

研究分析副主管

+84 28 3622 6868 ext 3833
khanh.quach@yuanta.com.vn

Khổng Hữu Hiệp

高級分析專員

+84 28 3622 6868 ext 3912
hiep.khong@yuanta.com.vn

Nguyễn Trịnh Ngọc Hồng

高級分析專員

+84 28 3622 6868 ext 3832
hong.nguyen@yuanta.com.vn

Phạm Tấn Phát

高級分析專員

+84 28 3622 6868 ext 3880
phat.pham@yuanta.com.vn

個人客戶業務部

Phạm Đắc Thành

北部營業中心經理

+84 28 3622 6868 ext 3416
thanh.pham@yuanta.com.vn

Võ Thị Thu Thủy

平陽分行經理

+84 28 3622 6868 ext 3505
thuy.vo@yuanta.com.vn

Lương Kỳ Ty

堤岸分行經理

+84 28 3622 6868 ext 3653
ty.luong@yuanta.com.vn

Bùi Quốc Phong

同奈分行經理

+84 28 3622 6868 ext 3701
phong.bui@yuanta.com.vn

Võ Đình Tuấn

峴港分行經理

+84 28 3622 6868 ext 3301
tuan.vo@yuanta.com.vn

Nguyễn Việt Quang

河內分行經理

+84 28 3622 6868 ext 3404
quang.nguyen@yuanta.com.vn

Đinh Thị Thu Cúc

頭頓分行經理

+84 28 3622 6868 ext 3203
cuc.dinh@yuanta.com.vn



We Create **Fortune**

Appendix A: Important Disclosures

Analyst Certification

Each research analyst primarily responsible for the content of this research report, in whole or in part, certifies that with respect to each security or issuer that the analyst covered in this report: (1) all of the views expressed accurately reflect his or her personal views about those securities or issuers; and (2) no part of his or her compensation was, is, or will be, directly or indirectly, related to the specific recommendations or views expressed by that research analyst in the research report.

Ratings Definitions

BUY: We have a positive outlook on the stock based on our expected absolute or relative return over the investment period. Our thesis is based on our analysis of the company's outlook, financial performance, catalysts, valuation and risk profile. We recommend investors add to their position.

HOLD-Outperform: In our view, the stock's fundamentals are relatively more attractive than peers at the current price. Our thesis is based on our analysis of the company's outlook, financial performance, catalysts, valuation and risk profile.

HOLD-Underperform: In our view, the stock's fundamentals are relatively less attractive than peers at the current price. Our thesis is based on our analysis of the company's outlook, financial performance, catalysts, valuation and risk profile.

SELL: We have a negative outlook on the stock based on our expected absolute or relative return over the investment period. Our thesis is based on our analysis of the company's outlook, financial performance, catalysts, valuation and risk profile. We recommend investors reduce their position.

Under Review: We actively follow the company, although our estimates, rating and target price are under review.

Restricted: The rating and target price have been suspended temporarily to comply with applicable regulations and/or Yuanta policies.

Note: Yuanta research coverage with a Target Price is based on an investment period of 12 months. Greater China Discovery Series coverage does not have a formal 12 month Target Price and the recommendation is based on an investment period specified by the analyst in the report.

Global Disclaimer

© 2018 Yuanta. All rights reserved. The information in this report has been compiled from sources we believe to be reliable, but we do not hold ourselves responsible for its completeness or accuracy. It is not an offer to sell or solicitation of an offer to buy any securities. All opinions and estimates included in this report constitute our judgment as of this date and are subject to change without notice.

This report provides general information only. Neither the information nor any opinion expressed herein constitutes an offer or invitation to make an offer to buy or sell securities or other investments. This material is prepared for general circulation to clients and is not intended to provide tailored investment advice and does not take into account the individual financial situation and objectives of any specific person who may receive this report. Investors should seek financial advice regarding the appropriateness of investing in any securities, investments or investment strategies discussed or recommended in this report. The information contained in this report has been compiled from sources believed to be reliable but no representation or warranty, express or implied, is made as to its accuracy, completeness or correctness. This report is not (and should not be construed as) a solicitation to act as securities broker or dealer in any jurisdiction by any person or company that is not legally permitted to carry on such business in that jurisdiction.

Yuanta research is distributed in the United States only to Major U.S. Institutional Investors (as defined in Rule 15a-6 under the Securities Exchange Act of 1934, as amended and SEC staff interpretations thereof). All transactions by a US person in the securities mentioned in this report must be effected through a registered broker-dealer under Section 15 of the Securities Exchange Act of 1934, as amended. Yuanta research is distributed in Taiwan by Yuanta Securities Investment Consulting. Yuanta research is distributed in Hong Kong by Yuanta Securities (Hong Kong) Co. Limited, which is licensed in Hong Kong by the Securities and Futures Commission for regulated activities, including Type 4 regulated activity (advising on securities). In Hong Kong, this research report may not be redistributed, retransmitted or disclosed, in whole or in part or and any form or manner, without the express written