



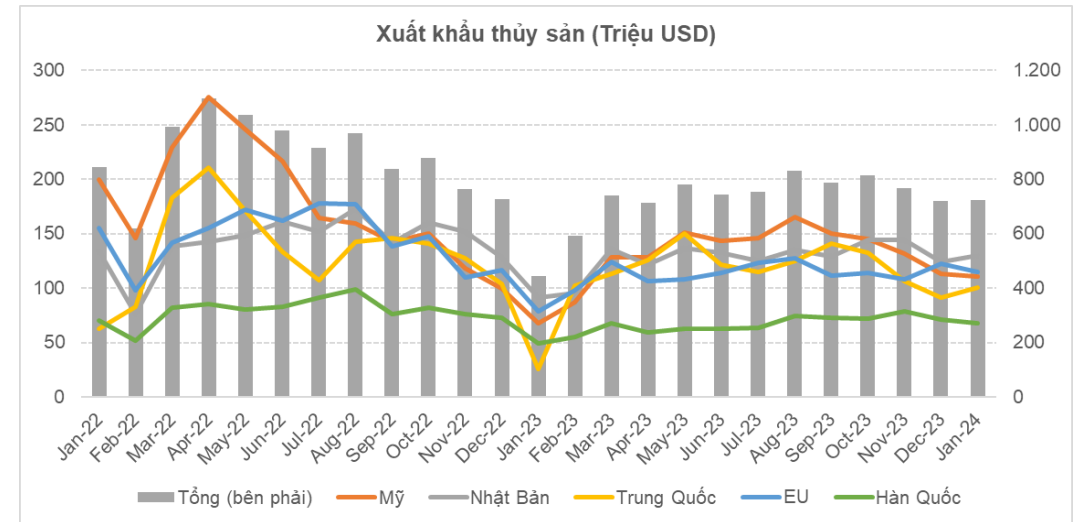
# 行業焦點

海鮮

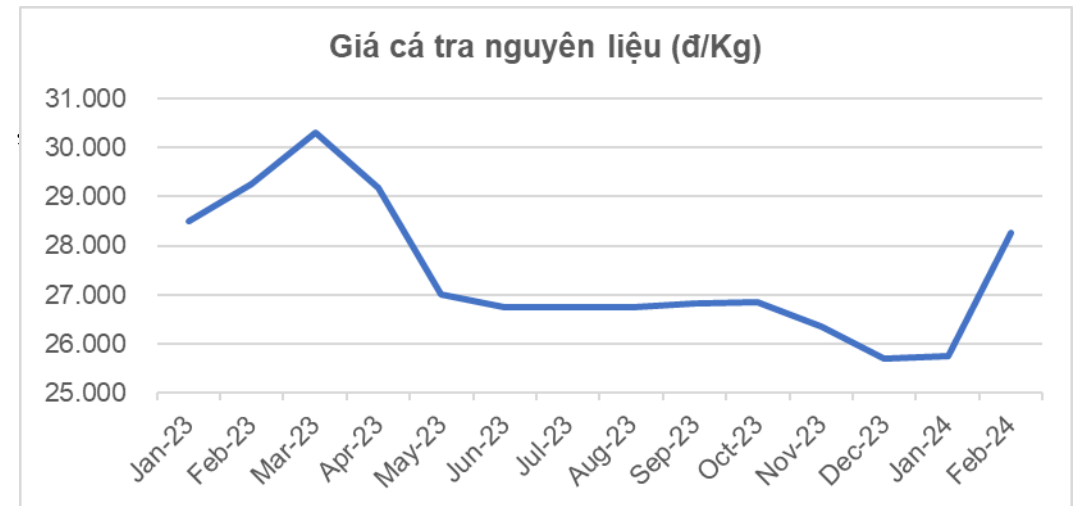


# 年初海鮮出口大幅增長，巴沙魚價格釋放利好信號

- 2024 年 1 月，海鮮出口增長 63.2% YoY，其中對中國出口增長近 3 倍，美國增長 63%，歐盟增長 46%，日本增長 53%，韓國增長 37%。
- 蝦子行業仍面臨購買力走弱、印度和厄瓜多爾市場的競爭激烈供應等諸多挑戰，但隨著 1 月和 2 月訂單復甦，巴沙魚行業已顯示出好轉的跡象。經過 2023 年大幅下跌後，巴沙魚原料價格以及出口狀況在 2024 年第一個月再次增長。
- 整體而言，海鮮行業已經度過了最困難的時期，我們預計 2024 年下半年可能會強勁復甦，這得益於：1) 出口需求出現復甦的跡象尤其是越南、美國、日本和中國市場；2) 巴沙魚價格經過一段時間的大幅下跌後創底部並再次復甦；3) 預計在下次檢查（2024 年 5 月至 6 月）中取消歐盟對越南海鮮的「黃牌」將幫助增加對歐盟市場的出口產量。
- 值得關注的股票：VHC。



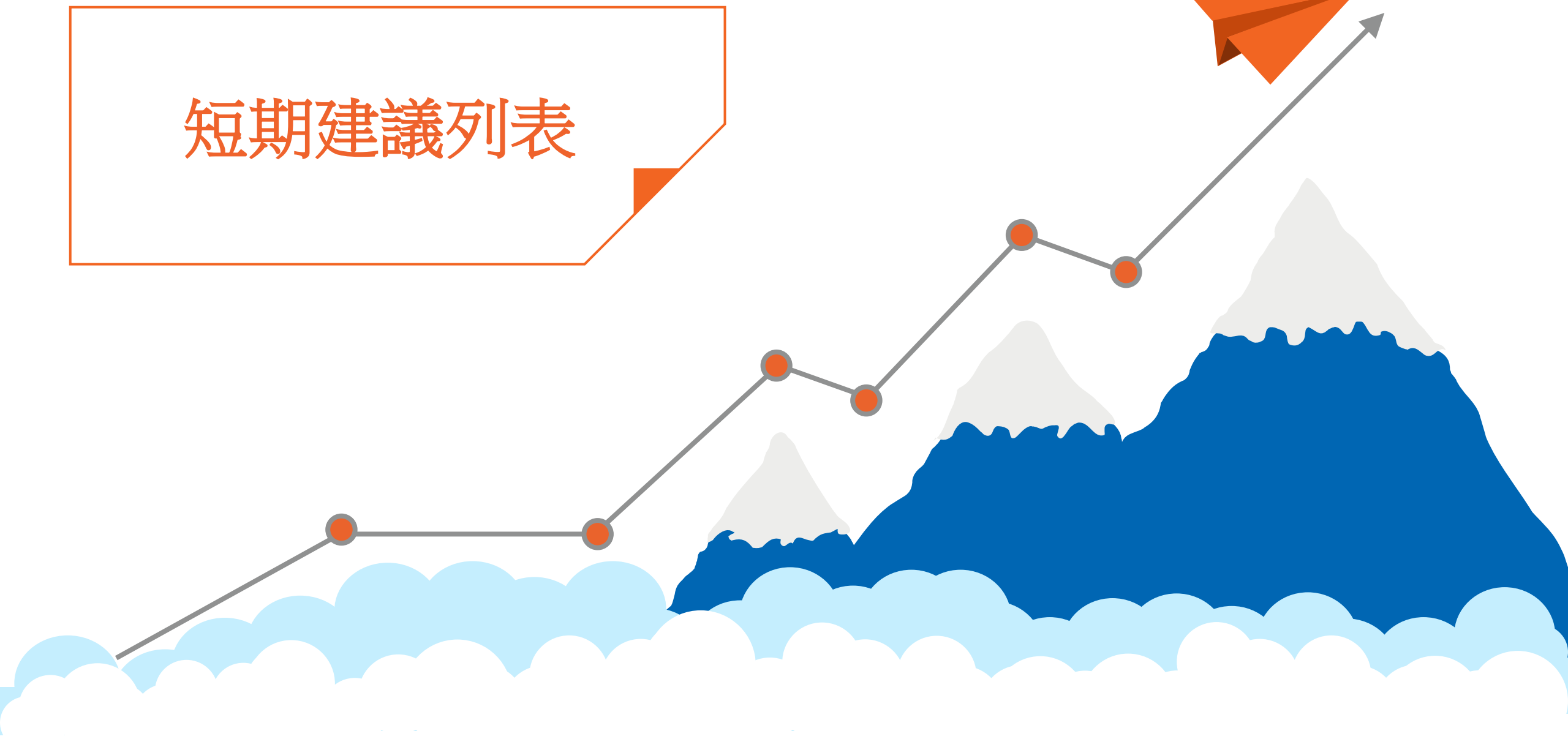
源：FiinGroup



源：Vasep



# 短期建議列表



# 短期建議列表

股碼	股價	短期趨勢	中期趨勢	建議買進日期	T+交易	短期買進價格	Stop loss	報酬%	建議
CTR	102.10	上漲	上漲	06/11/2023	T+81	77.50	95.99	31.74%	持有
LAS	18.70	上漲	下跌	17/11/2023	T+72	13.60	17.49	37.50%	持有
TNG	21.40	上漲	上漲	13/12/2023	T+54	19.90	19.99	7.54%	持有
MBB	24.00	上漲	下跌	27/12/2023	T+44	18.45	23.18	30.08%	持有
LSS	11.80	上漲	下跌	10/01/2024	T+34	11.35	11.59	3.96%	持有
KDH	31.75	上漲	上漲	19/01/2024	T+27	31.30	31.43	1.44%	持有
SZC	41.85	上漲	上漲	22/01/2024	T+26	37.35	40.20	12.05%	持有
VTP	75.00	上漲	上漲	23/01/2024	T+25	62.80	69.55	19.43%	限制新買
SIP	82.50	上漲	上漲	23/01/2024	T+25	69.00	78.18	19.57%	持有
FRT	134.50	上漲	上漲	26/01/2024	T+22	106.30	123.45	26.53%	持有
VGC	53.80	上漲	上漲	31/01/2024	T+19	53.30	52.92	0.94%	持有
CTS	31.20	上漲	上漲	01/02/2024	T+18	29.60	29.84	5.41%	持有
DHC	42.40	上漲	下跌	01/02/2024	T+18	42.30	40.70	0.24%	持有
FPT	108.00	上漲	上漲	02/02/2024	T+17	99.90	102.93	8.11%	持有
HAH	42.70	上漲	上漲	06/02/2024	T+15	39.70	39.50	7.56%	持有
PVD	28.10	上漲	上漲	06/02/2024	T+15	28.25	27.98	-0.53%	持有
DGC	107.00	上漲	上漲	07/02/2024	T+14	95.60	97.80	11.92%	持有
GEX	21.75	上漲	上漲	19/02/2024	T+6	22.35	21.56	-2.68%	持有

# 短期建議列表

股碼	股價	短期趨勢	中期趨勢	建議買進日期	T+交易	短期買進價格	Stop loss	報酬%	建議
GMD	74.10	上漲	上漲	21/02/2024	T+4	72.00	68.93	2.92%	持有
BMP	119.00	上漲	上漲	23/02/2024	T+2	110.00	110.06	8.18%	持有

# VNMidcaps 股票列表顯示信號

股碼	股價	短期趨勢	中期趨勢	建議買進日期	T+交易	短期買進價格	Stop loss	報酬%	短期目標價	信號
CTR	102.10	上漲	上漲	06/11/2023	T+81	77.50	95.99	31.74%	92.11	持有
SJS	71.40	上漲	上漲	06/11/2023	T+81	61.60	68.62	15.91%	73.60	持有
FTS	52.50	上漲	下跌	09/11/2023	T+78	39.15	48.69	34.10%	47.20	限制新買
VIX	17.95	上漲	上漲	09/11/2023	T+78	14.60	17.45	22.95%	19.31	持有
HCM	28.30	上漲	上漲	09/11/2023	T+78	20.00	26.04	41.50%	34.00	持有
PAN	23.90	上漲	下跌	26/12/2023	T+45	20.00	22.40	19.50%	24.94	持有
KDH	31.75	上漲	上漲	19/01/2024	T+27	31.30	31.43	1.44%	34.66	持有
SZC	41.85	上漲	上漲	20/01/2024	T+26	37.35	40.20	12.05%	42.70	持有
FRT	134.50	上漲	上漲	26/01/2024	T+22	106.30	123.45	26.53%	127.90	持有
PHR	55.70	上漲	下跌	30/01/2024	T+20	49.90	53.89	11.62%	55.50	持有
DBC	29.20	上漲	上漲	31/01/2024	T+19	27.00	28.31	8.15%	31.83	持有
VGC	53.80	上漲	上漲	31/01/2024	T+19	53.30	52.92	0.94%	61.40	持有
DHC	42.40	上漲	下跌	01/02/2024	T+18	42.30	40.70	0.24%	49.99	持有
CMG	40.00	上漲	上漲	05/02/2024	T+16	42.00	39.18	-4.76%	48.40	持有
PVD	28.10	上漲	上漲	06/02/2024	T+15	28.25	27.98	-0.53%	32.67	持有
DGC	107.00	上漲	上漲	07/02/2024	T+14	95.60	97.80	11.92%	118.30	持有
VHC	69.10	上漲	上漲	07/02/2024	T+14	65.60	64.04	5.34%	74.74	持有
ASM	11.35	上漲	上漲	19/02/2024	T+6	10.80	10.46	5.09%	13.23	持有

# VNMidcaps 股票列表顯示信號

股碼	股價	短期趨勢	中期趨勢	建議買進日期	T+交易	短期買進價格	Stop loss	報酬%	短期目標價	信號
GEX	21.75	上漲	上漲	19/02/2024	T+6	22.35	21.56	-2.68%	24.81	持有
GMD	74.10	上漲	上漲	21/02/2024	T+4	72.00	68.93	2.92%	84.13	持有
BMP	119.00	上漲	上漲	23/02/2024	T+2	110.00	110.06	8.18%	85.13	持有

# VNSmallcaps 股票列表顯示信號

股碼	股價	短期趨勢	中期趨勢	建議買進日期	T+交易	短期買進價格	Stop loss	報酬%	短期目標價	信號
CNG	28.80	上漲	下跌	09/11/2023	T+78	29.40	28.52	-2.04%	32.74	持有
HHS	8.48	上漲	上漲	09/11/2023	T+78	6.10	8.34	39.02%	6.90	持有
CSV	57.10	上漲	下跌	09/11/2023	T+78	38.95	54.94	46.60%	44.62	限制新買
HAH	42.70	上漲	上漲	09/11/2023	T+78	33.75	39.50	26.52%	40.55	持有
DRC	32.30	上漲	上漲	17/11/2023	T+72	23.00	30.60	40.43%	27.41	持有
GSP	11.95	上漲	下跌	05/12/2023	T+60	11.75	11.88	1.70%	28.41	持有
TDM	43.00	上漲	上漲	29/12/2023	T+42	40.50	41.36	6.17%	47.35	持有
LSS	11.80	上漲	下跌	10/01/2024	T+34	11.35	11.59	3.96%	13.14	持有
TIP	27.25	上漲	上漲	20/01/2024	T+26	23.80	26.12	14.50%	18.09	持有
NHH	19.10	上漲	上漲	26/01/2024	T+22	19.70	18.50	-3.05%	21.70	持有
CTS	31.20	上漲	上漲	01/02/2024	T+18	29.60	29.84	5.41%	35.78	持有
HAH	42.70	上漲	上漲	06/02/2024	T+15	39.70	39.50	7.56%	47.58	持有
EVF	19.20	上漲	上漲	21/02/2024	T+4	17.40	17.30	10.34%	20.61	持有



# 聯繫

## 個人客戶分析部

### **Nguyễn Thế Minh**

研究分析經理

+84 28 3622 6868 ext 3826

[minh.nguyen@yuanta.com.vn](mailto:minh.nguyen@yuanta.com.vn)

### **Quách Đức Khánh**

高級分析專員

+84 28 3622 6868 ext 3833

[khanh.quach@yuanta.com.vn](mailto:khanh.quach@yuanta.com.vn)

### **Phạm Tấn Phát**

高級分析專員

+84 28 3622 6868 ext 3880

[phat.pham@yuanta.com.vn](mailto:phat.pham@yuanta.com.vn)

### **Lý Thị Hiền**

研究分析主管

+84 28 3622 6868 ext 3908

[hien.ly@yuanta.com.vn](mailto:hien.ly@yuanta.com.vn)

### **Khổng Hữu Hiệp**

高級分析專員

+84 28 3622 6868 ext 3912

[hiep.khong@yuanta.com.vn](mailto:hiep.khong@yuanta.com.vn)

### **Nguyễn Trịnh Ngọc Hồng**

高級分析專員

+84 28 3622 6868 ext 3832

[hong.nguyen@yuanta.com.vn](mailto:hong.nguyen@yuanta.com.vn)

# Global Disclaimer

© 2020 Yuanta. All rights reserved. The information in this report has been compiled from sources we believe to be reliable, but we do not hold ourselves responsible for its completeness or accuracy. It is not an offer to sell or solicitation of an offer to buy any securities. All opinions and estimates included in this report constitute our judgment as of this date and are subject to change without notice.

This report provides general information only. Neither the information nor any opinion expressed herein constitutes an offer or invitation to make an offer to buy or sell securities or other investments. This material is prepared for general circulation to clients and is not intended to provide tailored investment advice and does not take into account the individual financial situation and objectives of any specific person who may receive this report. Investors should seek financial advice regarding the appropriateness of investing in any securities, investments or investment strategies discussed or recommended in this report. The information contained in this report has been compiled from sources believed to be reliable but no representation or warranty, express or implied, is made as to its accuracy, completeness or correctness. This report is not (and should not be construed as) a solicitation to act as securities broker or dealer in any jurisdiction by any person or company that is not legally permitted to carry on such business in that jurisdiction.

Yuanta research is distributed in the United States only to Major U.S. Institutional Investors (as defined in Rule 15a-6 under the Securities Exchange Act of 1934, as amended and SEC staff interpretations thereof). All transactions by a US person in the securities mentioned in this report 買進 be effected through a registered broker-dealer under Section 15 of the Securities Exchange Act of 1934, as amended. Yuanta research is distributed in Taiwan by Yuanta Securities Investment Consulting. Yuanta research is distributed in Hong Kong by Yuanta Securities (Hong Kong) Co. Limited, which is licensed in Hong Kong by the Securities and Futures Commission for regulated activities, including Type 4 regulated activity (advising on securities). In Hong Kong, this research report may not be redistributed, retransmitted or disclosed, in whole or in part or and any form or manner, without the express written consent of Yuanta Securities (Hong Kong) Co. Limited.