

市場測試 1222-1223 點

2024/02/26

合約走勢					
	收盤	+/-	交易量	到期日	剩餘時間
單位	點數	點數	合約	日期	日
VN30F2112	1225.1	-12.9	271,852	21/03	27
VN30F2201	1211.0	-28.9	578	17/04	55
VN30F2203	1220.3	-18.5	137	20/06	118
VN30F2206	1222.9	-11.1	110	19/09	209

源自 Bloomberg - YSVN

合約更改交易量和持倉量				
	交易量	+/-	OI	+/-
單位	合約	%		%
VN30F2112	271,852	104.4%	61,447	
VN30F2201	578	564.4%	1744	
VN30F2203	137	389.3%	1,042	
VN30F2206	110	547.1%	210	

源自：Bloomberg - YSVN

合約的基差變動			
	基差	前一盤	+/-
單位	點數	點數	點數
VN30F2112	2.0	-1.9	3.9
VN30F2201	-12.1	-1.9	-10.2
VN30F2203	-2.8	-1.1	-1.7
VN30F2206	-0.2	-5.9	5.7

源自：Bloomberg - YSVN

合約走勢

- 期貨市場在經歷了近幾個交易日的窄幅波動後再次出現劇烈波動的時期。VN30F1M 收盤下跌 13 點，合約的基差為 2 點。
- 與前一交易日相比，VN30F2403 的成交量增加 105%，VN30F2404 增加 564%，VN30F2406 增加 389%，VN30F2409 增加 547%。

VN30F1M 的評估

- VN30F2403 在當日大幅波動，但價格走勢圖仍處於線性迴歸線。同時，線性線的下限（即 1222 點）預計可能會支撐目前的調整期。RSI 指標深度跌入超賣區域，顯示需求可能會推動本周的首個一交易日強勁復甦。
- VN30F2403 合約的短期趨勢在日線圖上維持上漲，並可能在 1244-1250 點附近的阻力位，日線趨勢追蹤停損於 1217 點。

投資策略

當天策略 (Intraday)	投資者考慮在 1222 點開設多頭，停損於 1216 點，止盈在 1235-1238 點。
主要短期趨勢策略 (Daily)	投資者保持觀察倉位，並等待新的入場點。

Pham Tan Phat

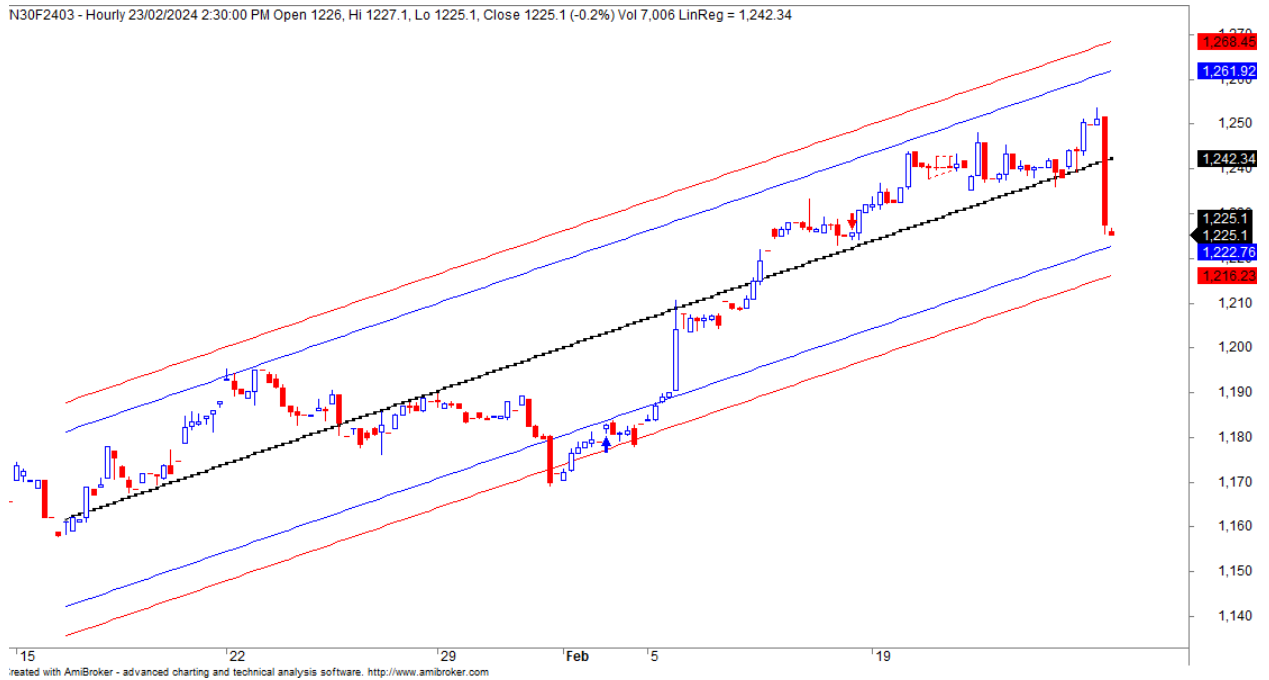
高級分析專員

Email: phat.pham@yuanta.com.vn

Phone: (084) 28 3622 6868 ext 3880



VN30F1M 合約走勢圖

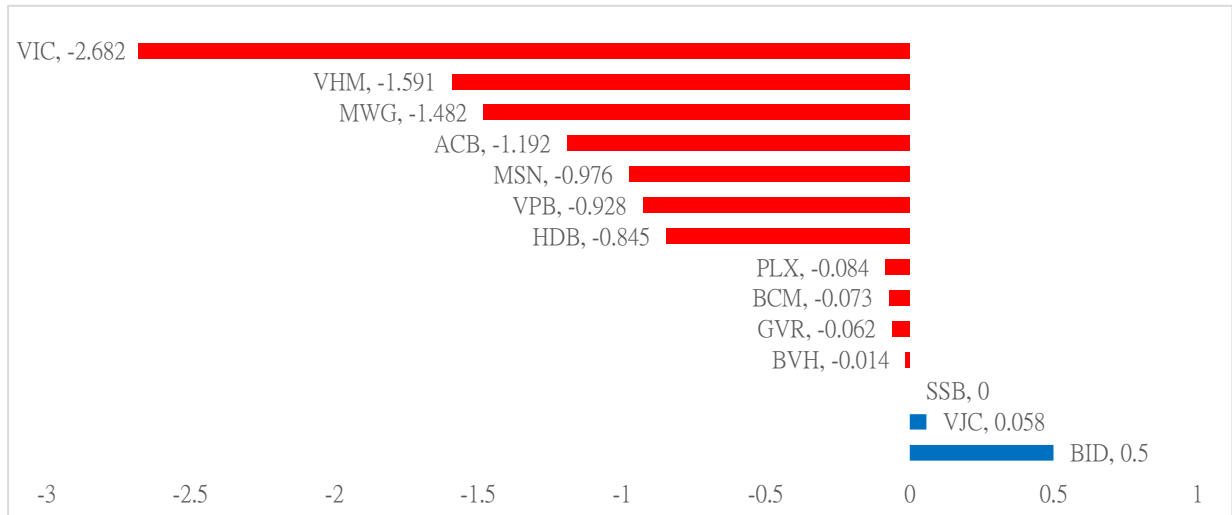


	VN30F2403-Daily	VN30F2403-1H
趨勢	上漲	下跌
支撐 1	1217	1225
支撐 2	1195	1222
阻力 1	1250	1235
阻力 2	1269	1244

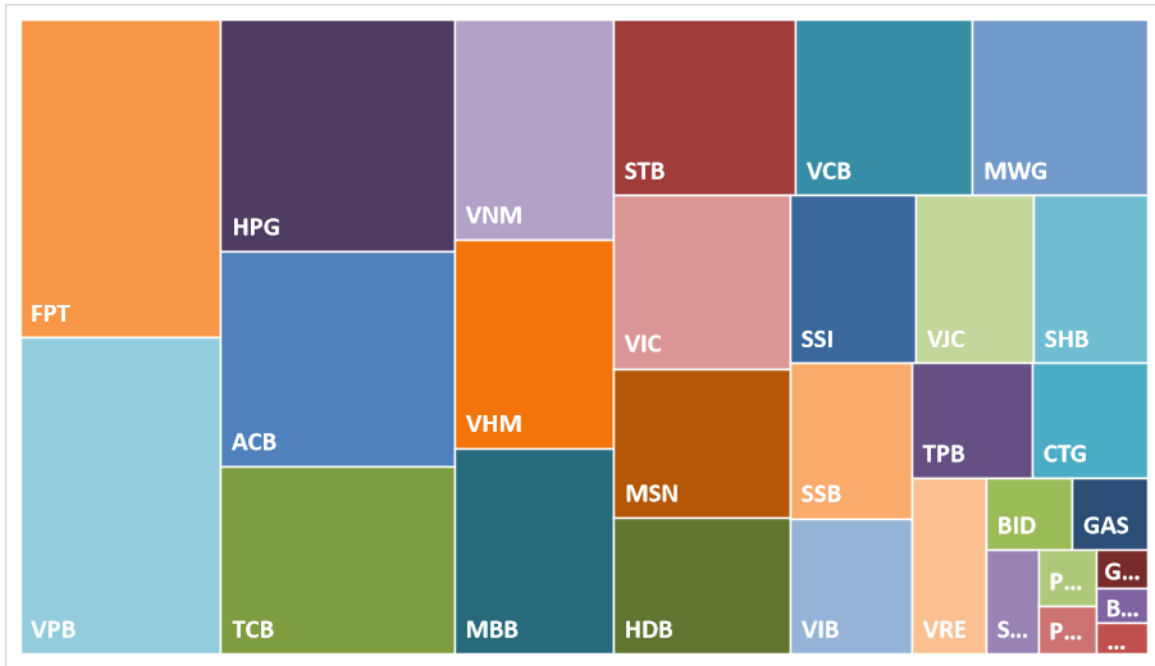
VN30-INDEX 指數走勢

VN30-Index 收盤下跌 1.36%，具有 27 檔下跌股和 2 檔上漲股，其中 VIC、VHM 和 MWG 導致指數下跌最多的股票。

VN30-INDEX 中最有影響力的成份股



VN30-INDEX 中的資本化



VIC 的走勢圖



VN30-INDEX 中的成分股

股碼	公司名稱	行業	比重	收盤價	資本化	PER	PBR	3 個月平均交易量	外資持有	52 週最高	52 週最底
		單位	%	VND	Bil. VND	x	x	'000 cp	%	VND	VND
BID	越南投資與發展商業股份銀行	金融	7.6%	27,300	106,035	6.6	1.5	9,209	30%	28,400	20,739
KDH	Khang Dien 房屋貿易投資股份公司	房地產	0.2%	63,300	65,516	28.7	3.6	559	2%	84,900	56,500
CTG	越南工商股份銀行	金融	0.9%	52,000	296,423	13.8	2.5	1,471	17%	53,200	34,608
ACB	亞洲商業股份銀行	金融	0.2%	41,950	31,140	18.1	1.5	371	26%	50,000	38,600
PLX	越南油氣集團	能源	2.3%	35,200	189,024	9.5	1.5	6,389	28%	37,150	24,252
BVH	Bao Viet 集團	金融	8.9%	103,900	131,950	20.3	5.3	1,971	49%	107,000	67,043
FPT	FPT 發展投資工藝股份公司	科技	0.7%	76,400	175,471	14.7	2.7	748	2%	93,250	74,200
GAS	越南氣體總公司 - 股份公司	公用服務	0.4%	27,550	110,200	42.7	2.2	2,678	0%	28,500	13,850
POW	越南天然氣股份總公司	公用服務	3.9%	22,500	65,082	6.5	1.5	6,950	20%	23,800	14,478
HDB	胡志明市發展商業股份銀行	金融	7.2%	28,400	165,140	24.2	1.6	23,945	25%	29,400	19,800
HPG	Hoa Phat (和發) 集團股份公司	原材料	5.5%	23,900	124,617	6.0	1.3	14,763	23%	24,700	14,783
MBB	軍隊貿易股份銀行	金融	3.8%	66,700	95,437	226.9	3.6	2,324	28%	91,500	56,000
MSN	Masan 集團股份公司	必需消費品	4.1%	44,000	64,346	386.0	2.8	8,085	45%	59,300	33,600
MWG	世界移動通信投資股份公司	非必需消費品	0.3%	35,100	44,598	16.0	1.7	717	17%	42,200	31,300
NVL	Nova 房地產投資集團股份公司	房地產	0.4%	11,500	26,932	25.1	0.9	4,703	4%	14,200	10,550
PNJ	Phu Nhuan (富潤) 珠寶股份公司	非必需消費品	0.6%	57,000	73,106	18.2	3.0	693	61%	98,000	54,900
GVR	越南橡膠工業集團	原材料	2.7%	11,850	42,884	5.7	0.9	26,956	5%	13,600	8,212
PDR	Phat Dat 開發房地產股份公司	房地產	2.5%	23,000	57,401	15.4	1.9	1,344	0%	31,300	22,200
TPB	Tien Phong 股份商業銀行	金融	2.9%	34,150	51,196	22.3	2.2	19,968	#VALUE!	37,000	18,150
SAB	西貢啤酒 - 酒精 - 飲料股份公司	必需消費品	4.6%	30,650	57,782	7.5	1.3	17,646	24%	33,700	23,600
SSI	SSI 西貢證券股份公司	金融	7.3%	40,100	141,253	7.8	1.1	4,862	22%	42,350	25,850
STB	西貢商信銀行 (sacombank)	金融	2.0%	19,100	42,051	9.4	1.3	8,630	29%	20,100	15,411
TCB	越南技商股份銀行 (Techcombank)	金融	4.4%	88,900	496,870	15.0	2.9	1,243	24%	93,700	72,058
VCB	越南外商貿易股份銀行	金融	3.8%	43,300	188,544	5.7	1.1	6,586	22%	66,200	36,750
VHM	Vinhomes 股份公司	房地產	2.2%	22,000	55,810	6.6	1.5	4,539	21%	22,750	16,625
VIC	Vingroup 集團股份公司	房地產	4.1%	45,200	172,830	81.4	1.4	2,972	12%	76,600	38,700
VJC	Vietjet 越捷航空股份公司	工業	2.5%	103,800	56,219	141.9	3.6	784	17%	113,400	92,900
VNM	越南牛奶股份公司	必需消費品	4.7%	71,000	148,387	18.7	4.7	2,773	53%	81,200	65,500
VPB	Viet Nam Thịnh Vương (越南繁榮) 貿易股份銀行	金融	7.4%	19,500	154,712	13.3	1.1	11,285	28%	23,150	16,550
VRE	Vincom Retail 股份公司	房地產	1.8%	25,450	57,831	13.1	1.5	5,969	30%	32,000	21,600

元大證券（越南）公司

個人客戶分析部

Nguyễn Th ệ Minh
研究分析經理
+84 28 3622 6868 ext 3826
minh.nguyen@yuanta.com.vn

Lý Thị Hi ền
研究分析主管
+84 28 3622 6868 ext 3908
hien.ly@yuanta.com.vn

Quách Đức Khánh
研究分析副主管
+84 28 3622 6868 ext 3833
khanh.quach@yuanta.com.vn

Khổng Hữu Hiệp
高級分析專員
+84 28 3622 6868 ext 3912
hiep.khong@yuanta.com.vn

Nguyễn Trịnh Ngọc Hồng
高級分析專員
+84 28 3622 6868 ext 3832
hong.nguyen@yuanta.com.vn

Phạm Tấn Phát
高級分析專員
+84 28 3622 6868 ext 3880
phat.pham@yuanta.com.vn

個人客戶業務部

Phạm Đắc Thành
北部分行經理
+84 28 3622 6868 ext 3416
thanh.pham@yuanta.com.vn

Võ Thị Thu Thủy
平陽分行經理
+84 28 3622 6868 ext 3505
thuy.vo@yuanta.com.vn

Lương Kỳ Ty
堤岸分行經理
+84 28 3622 6868 ext 3653
ty.luong@yuanta.com.vn

Bùi Quốc Phong
同奈分行經理
+84 28 3622 6868 ext 3701
phong.bui@yuanta.com.vn

Võ Đình Tuấn
峴港分行經理
+84 28 3622 6868 ext 3301
tuan.vo@yuanta.com.vn

Nguyễn Việt Quang
河內分行經理
+84 28 3622 6868 ext 3404
quang.nguyen@yuanta.com.vn

Đinh Thị Thu Cúc
頭頓分行經理
+84 28 3622 6868 ext 3203
cuc.dinh@yuanta.com.vn

Appendix A: Important Disclosures

Analyst Certification

Each research analyst primarily responsible for the content of this research report, in whole or in part, certifies that with respect to each security or issuer that the analyst covered in this report: (1) all of the views expressed accurately reflect his or her personal views about those securities or issuers; and (2) no part of his or her compensation was, is, or will be, directly or indirectly, related to the specific recommendations or views expressed by that research analyst in the research report.

Ratings Definitions

BUY: We have a positive outlook on the stock based on our expected absolute or relative return over the investment period. Our thesis is based on our analysis of the company's outlook, financial performance, catalysts, valuation and risk profile. We recommend investors add to their position.

HOLD-Outperform: In our view, the stock's fundamentals are relatively more attractive than peers at the current price. Our thesis is based on our analysis of the company's outlook, financial performance, catalysts, valuation and risk profile.

HOLD-Underperform: In our view, the stock's fundamentals are relatively less attractive than peers at the current price. Our thesis is based on our analysis of the company's outlook, financial performance, catalysts, valuation and risk profile.

SELL: We have a negative outlook on the stock based on our expected absolute or relative return over the investment period. Our thesis is based on our analysis of the company's outlook, financial performance, catalysts, valuation and risk profile. We recommend investors reduce their position.

Under Review: We actively follow the company, although our estimates, rating and target price are under review.

Restricted: The rating and target price have been suspended temporarily to comply with applicable regulations and/or Yuanta policies.

Note: Yuanta research coverage with a Target Price is based on an investment period of 12 months. Greater China Discovery Series coverage does not have a formal 12 months Target Price and the recommendation is based on an investment period specified by the analyst in the report.

Global Disclaimer

© 2020 Yuanta. All rights reserved. The information in this report has been compiled from sources we believe to be reliable, but we do not hold ourselves responsible for its completeness or accuracy. It is not an offer to sell or solicitation of an offer to buy any securities. All opinions and estimates included in this report constitute our judgment as of this date and are subject to change without notice.

This report provides general information only. Neither the information nor any opinion expressed herein constitutes an offer or invitation to make an offer to buy or sell securities or other investments. This material is prepared for general circulation to clients and is not intended to provide tailored investment advice and does not take into account the individual financial situation and objectives of any specific person who may receive this report. Investors should seek financial advice regarding the appropriateness of investing in any securities, investments or investment strategies discussed or recommended in this report. The information contained in this report has been compiled from sources believed to be reliable but no representation or warranty, express or implied, is made as to its accuracy, completeness or correctness. This report is not (and should not be construed as) a solicitation to act as securities broker or dealer in any jurisdiction by any person or company that is not legally permitted to carry on such business in that jurisdiction.

Yuanta research is distributed in the United States only to Major U.S. Institutional Investors (as defined in Rule 15a-6 under the Securities Exchange Act of 1934, as amended and SEC staff interpretations thereof). All transactions by a US person in the securities mentioned in this report must be effected through a registered broker-dealer under Section 15 of the Securities Exchange Act of 1934, as amended. Yuanta research is distributed in Taiwan by Yuanta Securities Investment Consulting. Yuanta research is distributed in Hong Kong by Yuanta Securities (Hong Kong) Co. Limited, which is licensed in Hong Kong by the Securities and Futures Commission for regulated activities, including Type 4 regulated activity (advising on securities). In Hong Kong, this research report may not be redistributed, retransmitted or disclosed, in whole or in part or any form or manner, without the express written consent of Yuanta Securities (Hong Kong) Co. Limited.