

當日市場：證券股逆市而行

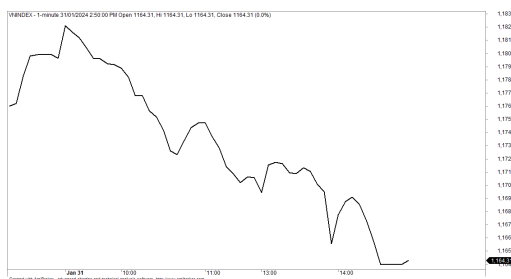
2024/02/01

市場走勢

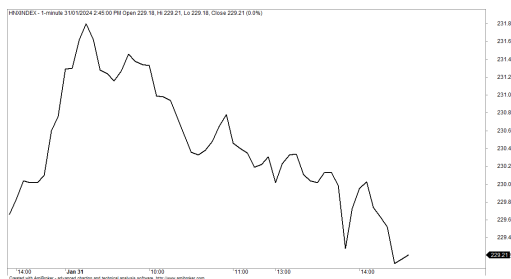
市場指數	VNI	HNI	UPCOM
收盤	1,164.31	229.18	87.69
%日	-1.30%	-0.64%	-0.18%
%週	-0.74%	0.28%	0.06%
%月	3.04%	-0.81%	0.75%
%年	4.78%	3.03%	15.62%
<b>成交值(Bil.VND)</b>			
當日	23,271	1,852	1,979
日均量/週	15,088	1,158	953
日均量/月	16,663	1,369	718
<b>外資進出</b>			
買進	1,846.98	64.69	1,305.54
賣出	1,723.60	65.70	30.07
買賣超	123.38	-1.01	1,275.47
<b>市場漲跌家數</b>			
上漲	83	64	133
下跌	252	94	157
持平	82	167	613
<b>市場指標</b>			
P/E	13.49	19.21	16.57
總市值 (兆盾)	4,670	305	1,100
股息殖利率	0.00%	0.00%	0.00%

資料源: Bloomberg - YSVN

VNINDEX



HNIINDEX



市場走勢

在銀行股和房地產股的壓力下，市場出現強勁調整階段。VN-Index 收盤下跌 1.3%，止於 1164.31 點，HNX-Index 下跌 0.64%，Upcom-Index 下跌 0.18%。3 大市場的交易額均達到 27 兆 1,030 億越南盾。

銀行股在當日領跌，包括 SHB (-5.69%)、EIB (-3.2%)、VCB (-2.75%)、STB (-2.61%)、MBB (-1.58%)、CTG (1.86%)、VPB (-1.52%) 等。此外，其他大藍籌股，如 GVR、MSN、VRE 也錄得明顯的跌幅。相反，VNM、SSI、FPT 小幅上漲。

證券股是當日逆市的亮點，包括 FTS (5.6%)、VCI (2.02%)、CTS (1.5%)、MBS (3.2%)、VIX (0.29%) 等。

外資買超超過 1 兆 2,720 億越南盾，其中 AIC (1 兆 1,390 億)、SSI (1,950 億)、HPG (1,130 億) 在買超方面領先。相反，VRE (1,850 億)、VNM (930 億)、VND (700 億) 被拋售最多的股票。

市場短期觀點

我們認為，在 VN-Index 下跌至 1,160 點的支撐位後，市場可能會繼續調整，並可能會在尾盤收窄跌幅。同時，市場仍處於短期調整階段，因此現金流可能會在各類股票之間出現分化，尤其是銀行股可能會繼續下跌，現金流可能會流入證券、鋼鐵、房地產等其他股票。我們預期中型股在短期內可能會持續吸引現金流。此外，短期情緒指標下跌，顯示投資者對當前市場走勢再次轉為謹慎。

大盤的短期走勢仍維持上漲。因此，我們建議短期投資者可以繼續持有投資組合中高比例的股票。

請在 <https://ysradar.yuanta.com.vn/> 查看有關股票的信號。



We Create Fortune

### 技術分析圖



指數技術分析圖 VN-Index



指數技術分析圖 HNX-Index

指數	短期趨勢	中期趨勢	阻力區 1	阻力區 2	支撐區 1	支撐區 2
VN-Index	上漲	上漲	1253	1300	870	800
HNX-Index	上漲	上漲	260	306	189	160
VN30	上漲	上漲	1270	1300	980	960
VNMidcaps	上漲	上漲	1280	1250	963	900
VNSmallcaps	下跌	上漲	1250	1250	804	750

We Create Fortune

胡志明市交易所 (HSX)

	收盤	漲跌%
VNI	1164.31	-1.30%
VN30	1166.33	-1.30%
VN Mid	1753.54	-1.10%
VN Small	1380.01	-0.82%

河內交易所 (HSX)

	收盤	漲跌%
HNI	229.18	-0.64%
HN30	487.34	-0.96%
VNX AllSh	1182.55	-1.21%

UPCOM 市場 (UPCoM)

	收盤	漲跌%
UPCoM	87.69	-0.18%

外資交易	成交值 (Bil.VND)
買進	1846.98263
賣出	1723.60408
買超/賣超	123.378549

外資交易	成交值 (Bil.VND)
買進	64.69
賣出	65.70
買超/賣超	-1.01

外資交易	成交值 (Bil.VND)
買進	1,305.54
賣出	30.07
買超/賣超	1,275.47

上漲排名/股碼	漲跌(VND)	漲跌%
JVC	230	6.85%
SCS	3800	5.79%
FTS	2550	5.62%
RDP	330	4.25%
GIL	1100	3.94%

上漲排名/股碼	漲跌(VND)	漲跌%
TMB	5200	9.85%
KSQ	300	9.09%
TKG	800	8.99%
MCO	900	8.41%
VCS	3100	5.56%

上漲排名/股碼	漲跌(VND)	漲跌%
HC3	10059319	8.60%
ABI	65709338	6.09%
ACV	988611501	5.61%
VEF	81634684	4.78%
MCH	347809699	3.32%

下跌排名/股碼	漲跌(VND)	漲跌%
ST8	-1200	-7.00%
MHC	-630	-6.92%
DLG	-170	-6.88%
HNG	-330	-6.88%
VPG	-1100	-5.79%

下跌排名/股碼	漲跌(VND)	漲跌%
VC7	-700	-4.96%
MBG	-200	-4.08%
DDG	-200	-3.64%
DTD	-1000	-3.60%
VC3	-1000	-3.56%

下跌排名/股碼	漲跌(VND)	漲跌%
GEE	-2812	-9.97%
NCG	-729	-5.44%
FOX	-2913	-5.03%
VHG	-100	-3.57%
AIC	-514	-3.27%

\*備註：市值>5,000 億盾；成交值>15 億盾

市值排名/股碼	Bil.VND
VCB	508,607,305
BID	276,186,119
VHM	182,883,434
GAS	175,470,924
CTG	172,913,734

市值排名/股碼	Bil.VND
PVS	17,780,346
IDC	17,720,996
HUT	17,582,486
SHS	14,962,084
THD	13,628,999

市值排名/股碼	Bil.VND
ACV	156,477,020
VGI	81,805,470
MCH	67,700,388
BSR	58,872,287
VEA	48,887,881

交易量排名/股碼	成交值	30 日均
SHB	129,843,200	41,935,333
VIX	47,296,800	25,601,105
SSI	44,868,700	21,288,800
STB	34,456,400	19,454,955
EIB	32,711,400	22,849,226

交易量排名/股碼	成交值	30 日均
SHS	598,943,798,200	15,806,440
MBS	228,662,373,200	4,354,028
CEO	172,100,500,200	7,711,345
HUT	100,943,177,700	5,813,589
PVS	150,779,396,100	3,668,221

交易量排名/股碼	成交值	30 日均
AIC	249,936,800	558,874
BSR	74,960,321,400	5,132,600
BCR	15,936,627,100	3,868,266
VGI	67,578,497,600	677,925
KLB	169,202,200	416,536

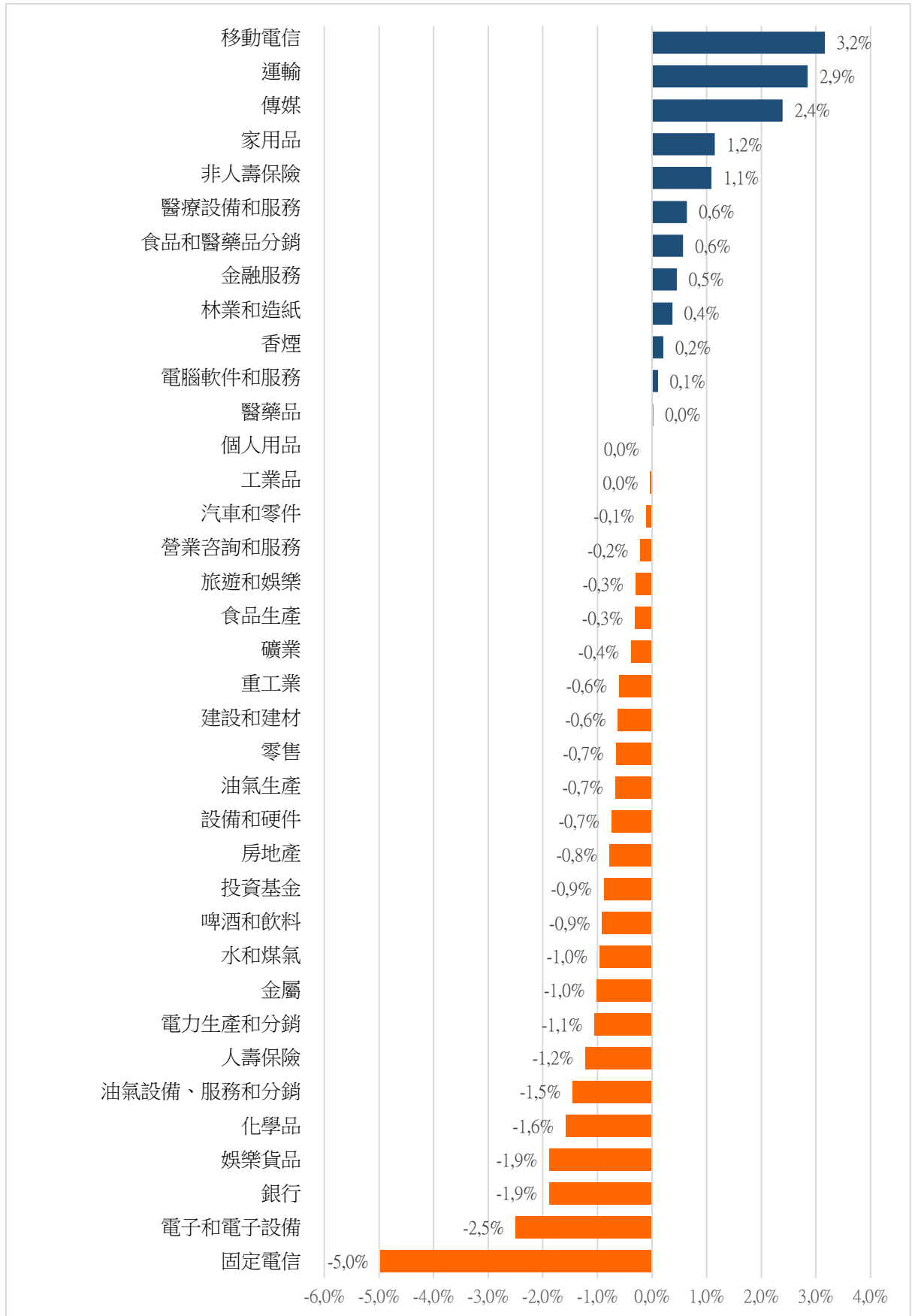
資料源: Bloomberg & Yuanta Research

資料源: Bloomberg & Yuanta Research

資料源: Bloomberg & Yuanta Research

We Create Fortune

### 各行業板塊的交易走勢



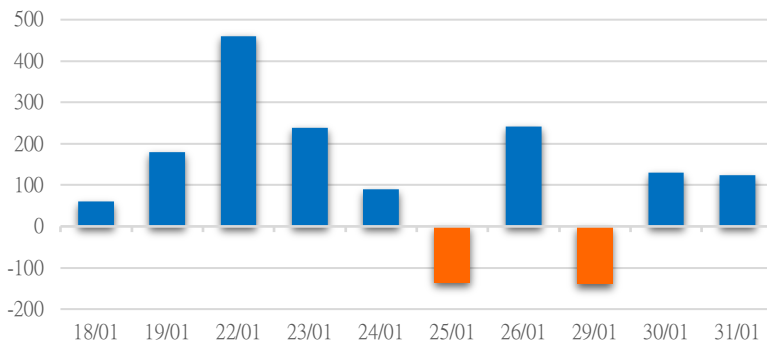
資料源:: FimPro - YSVN



We Create Fortune

## 外資買進賣統計

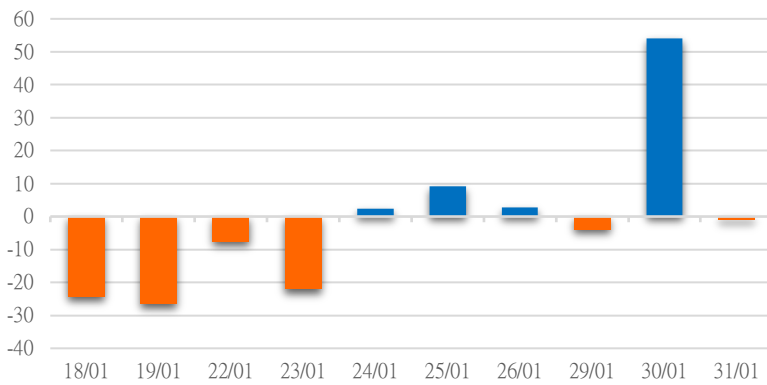
HSX 外資每日買/賣超



證券代碼	買超金額 (Mil.VND)	證券代碼	賣超金額 (Mil.VND)
SSI	195,028	VRE	-184,587
HPG	113,104	VNM	-93,388
VIX	79,922	VND	-69,737
VCI	56,304	VCB	-49,644
VCG	43,309	VIC	-37,534

HSX 外資買/賣超的前 5 名

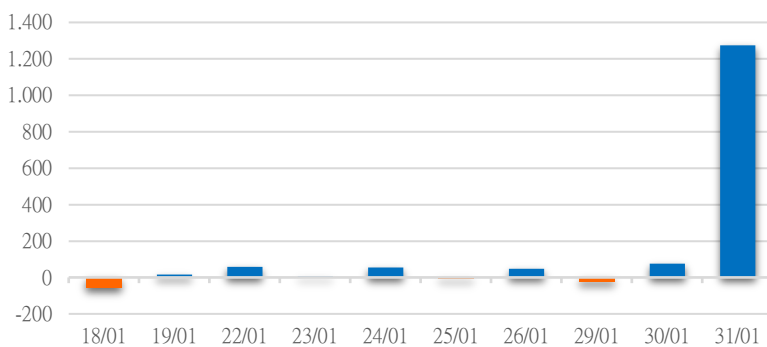
HNX 外資每日買/賣超



證券代碼	買超金額 (Mil.VND)	證券代碼	賣超金額 (Mil.VND)
MBS	18,642	SHS	-22,746
IDC	8,082	PVS	-3,019
DTD	3,027	VCS	-1,687
TNG	1,581	TIG	-1,568
DHT	1,147	HVT	-941

HNX 外資買/賣超的前 5 名

UPCOM 外資每日買/賣超



證券代碼	買超金額 (Mil.VND)	證券代碼	賣超金額 (Mil.VND)
AIC	1,263,174	VTP	-13,851
QNS	12,121	MCH	-2,317
ACV	7,675	VHG	-1,483
VAB	3,687	MPC	-479
VEA	3,127	ND2	-479

UPCOM 外資買/賣超的前 5 名

源: FiinPro - YSVN



We Create **Fortune**

自營統計

證券代碼	買超金額 (Mil.VND)	證券代碼	賣超金額 (Mil.VND)
EIB	74,570	AAA	95,352
YEG	50,000	VND	30,412
STB	38,305	ASM	26,371
MWG	28,619	CTG	20,192
FPT	20,608	ACB	15,608

HSX 自營交易最大前名

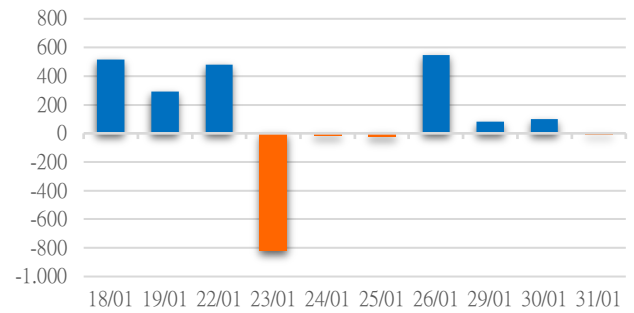
證券代碼	買超金額 (Mil.VND)	證券代碼	賣超金額 (Mil.VND)
MBS	36,771	IDC	140
PVS	6,285	CEO	2
TNG	406		
IDV	269		
L18	39		

HNX 自營交易最大前名

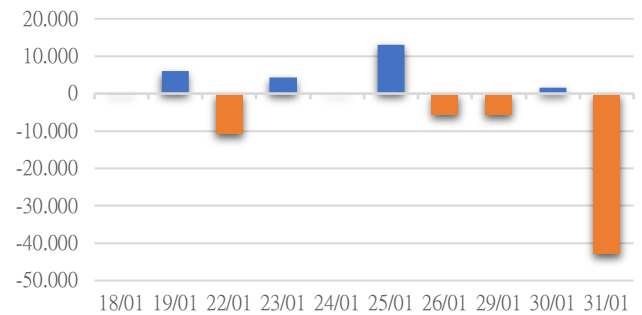
證券代碼	買超金額 (Mil.VND)	證券代碼	賣超金額 (Mil.VND)
GEE	3,735.00	VTP	1,242
MCH	2,424.88	GDA	252
DRI	390.26		

UPCoM 自營交易最大前名

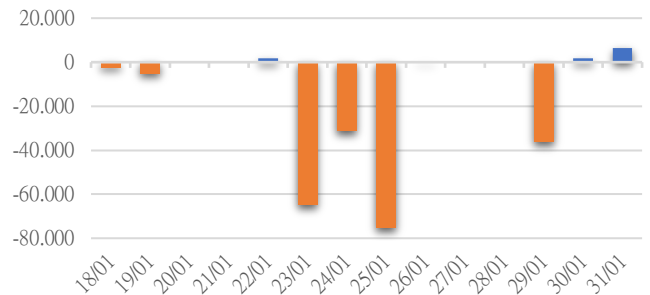
HSX 自營交易每日買/賣超 (BiVND)



HNX 自營交易每日買/賣超 (BiVND)



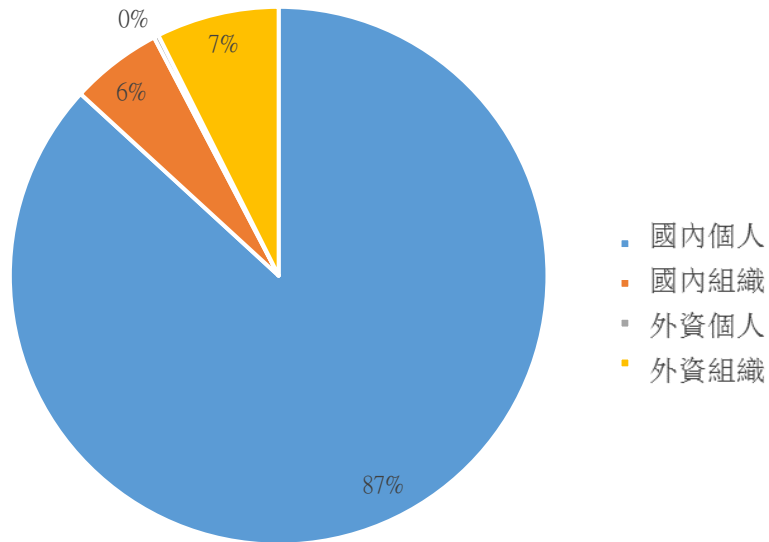
UPCoM 自營交易每日買/賣超 (BiVND)





We Create **Fortune**

### 越南證券市場投資人類別統計



資料源: FiinPro - YSVN



We Create Fortune

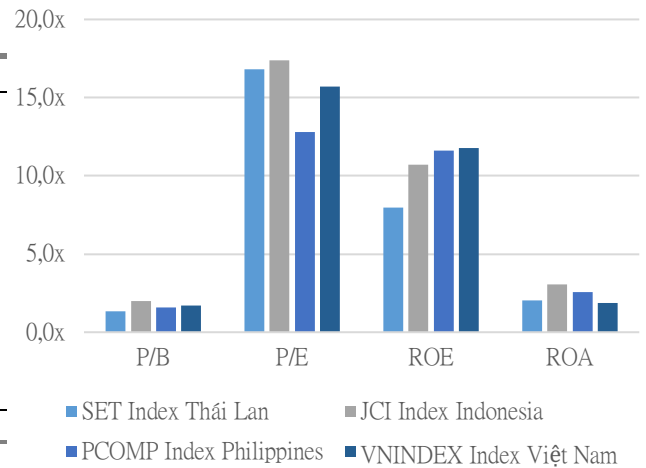
### 東南亞主要市場走勢比較



東南亞主要市場數據

		Thailand	Indonesia	Philippines	Vietnam
P/B		1.3x	2.0x	1.6x	1.7x
P/E		16.8x	17.3x	12.8x	15.6x
ROE	%	7.97	10.71	11.60	11.76
ROA	%	2.04	3.07	2.58	1.88
Vốn hóa	Tỷ USD	479.69	721.82	163.10	194.91
GTGD	Triệu USD	0.93	0.53	0.06	0.47
LS cổ tức	%	3.23	3.42	2.55	1.81

源: Bloomberg & YSVN







We Create **Fortune**

## 元大證券（越南）公司

### 個人客戶分析部

**Nguyễn Th ệ Minh**

研究分析經理

+84 28 3622 6868 ext 3826  
minh.nguyen@yuanta.com.vn

**Lý Thị Hi ền**

研究分析主管

+84 28 3622 6868 ext 3908  
hien.ly@yuanta.com.vn

**Quách Đức Khánh**

研究分析副主管

+84 28 3622 6868 ext 3833  
khanh.quach@yuanta.com.vn

**Khổng Hữu Hiệp**

高級分析專員

+84 28 3622 6868 ext 3912  
hiep.khong@yuanta.com.vn

**Nguyễn Trịnh Ngọc Hồng**

高級分析專員

+84 28 3622 6868 ext 3832  
hong.nguyen@yuanta.com.vn

**Phạm Tấn Phát**

高級分析專員

+84 28 3622 6868 ext 3880  
phat.pham@yuanta.com.vn

### 個人客戶業務部

**Phạm Đắc Thành**

北部營業中心經理

+84 28 3622 6868 ext 3416  
thanh.pham@yuanta.com.vn

**Võ Thị Thu Thủy**

平陽分行經理

+84 28 3622 6868 ext 3505  
thuy.vo@yuanta.com.vn

**Lương Kỳ Ty**

堤岸分行經理

+84 28 3622 6868 ext 3653  
ty.luong@yuanta.com.vn

**Bùi Quốc Phong**

同奈分行經理

+84 28 3622 6868 ext 3701  
phong.bui@yuanta.com.vn

**Võ Đình Tuấn**

峴港分行經理

+84 28 3622 6868 ext 3301  
tuan.vo@yuanta.com.vn

**Nguyễn Việt Quang**

河內分行經理

+84 28 3622 6868 ext 3404  
quang.nguyen@yuanta.com.vn

**Đinh Thị Thu Cúc**

頭頓分行經理

+84 28 3622 6868 ext 3203  
cuc.dinh@yuanta.com.vn



We Create **Fortune**

## Appendix A: Important Disclosures

### Analyst Certification

Each research analyst primarily responsible for the content of this research report, in whole or in part, certifies that with respect to each security or issuer that the analyst covered in this report: (1) all of the views expressed accurately reflect his or her personal views about those securities or issuers; and (2) no part of his or her compensation was, is, or will be, directly or indirectly, related to the specific recommendations or views expressed by that research analyst in the research report.

### Ratings Definitions

**BUY:** We have a positive outlook on the stock based on our expected absolute or relative return over the investment period. Our thesis is based on our analysis of the company's outlook, financial performance, catalysts, valuation and risk profile. We recommend investors add to their position.

**HOLD-Outperform:** In our view, the stock's fundamentals are relatively more attractive than peers at the current price. Our thesis is based on our analysis of the company's outlook, financial performance, catalysts, valuation and risk profile.

**HOLD-Underperform:** In our view, the stock's fundamentals are relatively less attractive than peers at the current price. Our thesis is based on our analysis of the company's outlook, financial performance, catalysts, valuation and risk profile.

**SELL:** We have a negative outlook on the stock based on our expected absolute or relative return over the investment period. Our thesis is based on our analysis of the company's outlook, financial performance, catalysts, valuation and risk profile. We recommend investors reduce their position.

**Under Review:** We actively follow the company, although our estimates, rating and target price are under review.

**Restricted:** The rating and target price have been suspended temporarily to comply with applicable regulations and/or Yuanta policies.

Note: Yuanta research coverage with a Target Price is based on an investment period of 12 months. Greater China Discovery Series coverage does not have a formal 12 month Target Price and the recommendation is based on an investment period specified by the analyst in the report.

### Global Disclaimer

© 2018 Yuanta. All rights reserved. The information in this report has been compiled from sources we believe to be reliable, but we do not hold ourselves responsible for its completeness or accuracy. It is not an offer to sell or solicitation of an offer to buy any securities. All opinions and estimates included in this report constitute our judgment as of this date and are subject to change without notice.

This report provides general information only. Neither the information nor any opinion expressed herein constitutes an offer or invitation to make an offer to buy or sell securities or other investments. This material is prepared for general circulation to clients and is not intended to provide tailored investment advice and does not take into account the individual financial situation and objectives of any specific person who may receive this report. Investors should seek financial advice regarding the appropriateness of investing in any securities, investments or investment strategies discussed or recommended in this report. The information contained in this report has been compiled from sources believed to be reliable but no representation or warranty, express or implied, is made as to its accuracy, completeness or correctness. This report is not (and should not be construed as) a solicitation to act as securities broker or dealer in any jurisdiction by any person or company that is not legally permitted to carry on such business in that jurisdiction.

Yuanta research is distributed in the United States only to Major U.S. Institutional Investors (as defined in Rule 15a-6 under the Securities Exchange Act of 1934, as amended and SEC staff interpretations thereof). All transactions by a US person in the securities mentioned in this report must be effected through a registered broker-dealer under Section 15 of the Securities Exchange Act of 1934, as amended. Yuanta research is distributed in Taiwan by Yuanta Securities Investment Consulting. Yuanta research is distributed in Hong Kong by Yuanta Securities (Hong Kong) Co. Limited, which is licensed in Hong Kong by the Securities and Futures Commission for regulated activities, including Type 4 regulated activity (advising on securities). In Hong Kong, this research report may not be redistributed, retransmitted or disclosed, in whole or in part or and any form or manner, without the express written