

當日市場：現金流強勁流入大型股

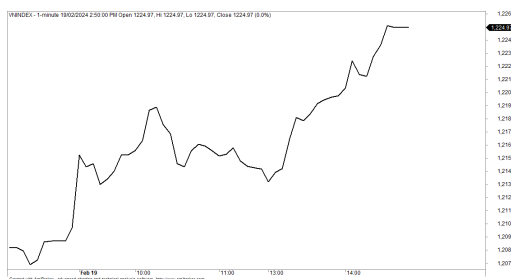
2024/02/20

市場走勢

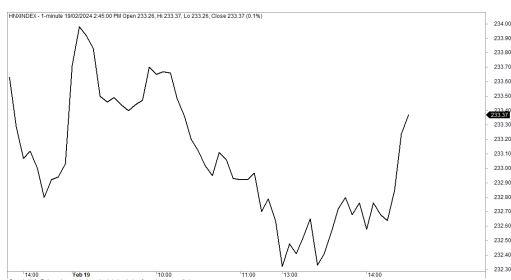
市場指數	VNI	HNI	UPCOM
收盤	1,224.97	233.37	90.45
%日	1.26%	0.14%	0.44%
%週	0.93%	0.87%	0.82%
%月	4.00%	1.54%	3.49%
%年	14.31%	10.53%	13.06%
<b>成交值(Bil.VND)</b>			
當日	24,701	1,680	2,696
日均量/週	18,775	1,287	520
日均量/月	16,183	1,261	722
<b>外資進出</b>			
買進	1,869.86	63.73	1,665.35
賣出	1,732.11	68.81	21.16
買賣超	137.74	-5.08	1,644.19
<b>市場漲跌家數</b>			
上漲	203	89	176
下跌	142	60	156
持平	72	176	571
<b>市場指標</b>			
P/E	14.00	19.39	15.92
總市值 (兆盾)	4,862	311	1,138
股息殖利率	0.00%	0.00%	0.00%

資料源: Bloomberg - YSVN

VNINDEX



HNIINDEX



市場走勢

受於支柱股的積極走勢，市場持續延續上漲動能。VN-Index 在連續第 6 個交易日上漲，並上漲 1.26%，止於 1224.97 點，HNX-Index 上漲 0.14%，Upcom-Index 上漲 0.44%。由於現金流強勁流入大型股，3 大市場的交易額大幅增加至 29 兆 770 億越南盾。

Vingroup 股在連續第二個交易日大幅上漲。具體而言，VRE 和 VIC 漲停，而 VHM (6.67%)。此外，GAS (3.52%)、MSN (4.08%)、POW (4.35%)、HPG (2.1%)、PLX (2.69%)、VNM (2.71%) 均積極上漲；一些股票調整但幅度不大，如 SSB、STB、TPB、SAB、FPT 下跌不到 1%。

在行業板塊方面，化肥 (DCM、DPM、LAS)、電力 (POW、NT2、EVF)、基礎設施 (CII、FCN、TCD) 處於積極的走勢。

外資在 3 大市場反轉買超超過 1 兆 7,770 億越南盾，其中 UpCom 突然出現交易，BHI (1 兆 6,280 億)、VHM (1,940 億)、VRE (1,160 億) 在買超方面領先。相反，VND (1,460 億)、DBC (620 億)、MWG (610 億) 被拋售最多的股票。

市場短期觀點

我們認為市場在下一個交易日可能會繼續上漲，VN-Index 可能上漲至 1,245 點。同時，短期風險仍然較低，市場可能僅會出現技術性調整階段，並可能在各類股票之間出現分化，其中銀行股仍可能會出現調整，同時現金流可以尋找其他個股。總體而言，現金流尚未出現退出市場的跡象，但負面點是，市場的上漲動力受到 Vingroup 股的嚴重影響，這可能會導致市場的上漲動力難以持續並在其他股票中出現獲利。

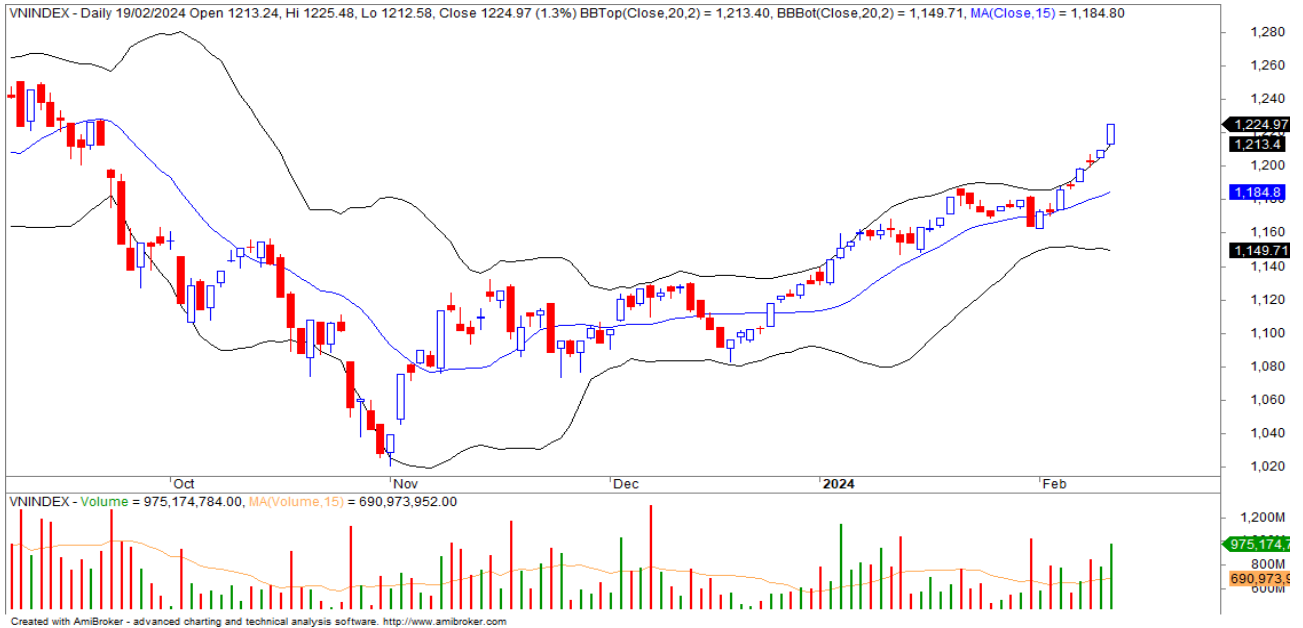
大盤的短期走勢仍維持上漲。因此，我們建議短期投資者可以繼續持有投資組合中高比例的股票，並在目前限制增加股票比例。不過，短期投資者也可以在 Vingroup 股 (VIC、VHM、VRE) 中尋找短期機會，因為該股票均確認上漲趨勢，並採用短期衝波買進策略。

請在 <https://ysradar.yuanta.com.vn/>查看有關股票的信號。

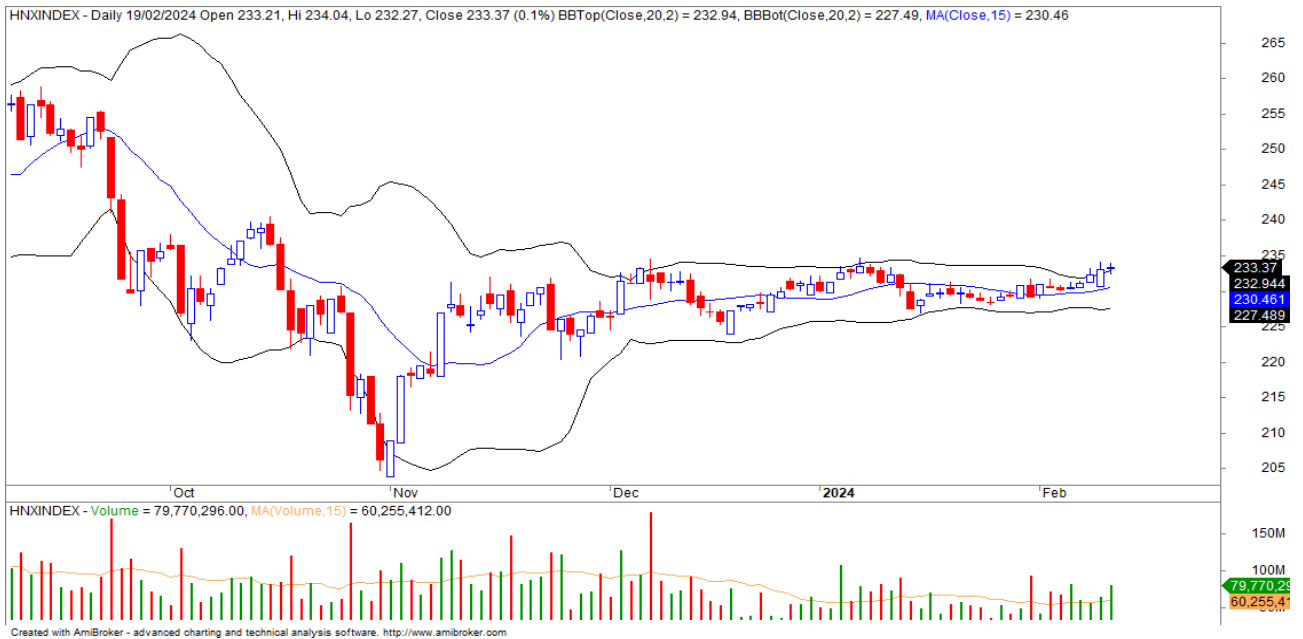


We Create Fortune

### 技術分析圖



指數技術分析圖 VN-Index



指數技術分析圖 HNX-Index

指數	短期趨勢	中期趨勢	阻力區 1	阻力區 2	支撐區 1	支撐區 2
VN-Index	上漲	上漲	1253	1300	870	800
HNX-Index	上漲	上漲	260	306	189	160
VN30	上漲	上漲	1270	1300	980	960
VNMidcaps	上漲	上漲	1280	1250	963	900
VNSmallcaps	下跌	上漲	1250	1250	804	750

We Create Fortune

胡志明市交易所 (HSX)

	收盤	漲跌%
VNI	1224.97	1.26%
VN30	1240.2	1.28%
VN Mid	1811.93	0.18%
VN Small	1425.28	-0.11%

河內交易所 (HSX)

	收盤	漲跌%
HNI	233.37	0.14%
HN30	498.35	0.14%
VNX AllSh	1244.8	0.88%

UPCOM 市場 (UPCoM)

	收盤	漲跌%
UPCoM	90.45	0.44%

外資交易	成交值 (Bil.VND)
買進	1869.85604
賣出	1732.11456
買超/賣超	137.741482

外資交易	成交值 (Bil.VND)
買進	63.73
賣出	68.81
買超/賣超	-5.08

外資交易	成交值 (Bil.VND)
買進	1,665.35
賣出	21.16
買超/賣超	1,644.19

上漲排名/股碼	漲跌(VND)	漲跌%
POM	340	6.97%
VIC	3050	6.94%
VFG	4000	6.91%
CCL	530	6.89%
VRE	1550	6.89%

上漲排名/股碼	漲跌(VND)	漲跌%
TSB	4300	9.82%
MCO	1100	8.73%
DS3	400	8.70%
TKG	600	7.89%
IDJ	400	6.67%

上漲排名/股碼	漲跌(VND)	漲跌%
ILA	0	11.47%
BCA	0	8.41%
BHI	99999100	7.54%
PGB	89692200	7.17%
VNB	32565280	4.70%

下跌排名/股碼	漲跌(VND)	漲跌%
NO1	-800	-6.96%
TDP	-1800	-6.02%
FIR	-350	-3.37%
TVB	-230	-2.95%
TV2	-1100	-2.64%

下跌排名/股碼	漲跌(VND)	漲跌%
TTH	-200	-4.35%
NVB	-200	-1.75%
CMS	-200	-1.18%
DHT	-300	-1.12%
NTP	-500	-1.12%

下跌排名/股碼	漲跌(VND)	漲跌%
GEE	-838	-2.88%
CST	-586	-2.66%
VEF	-3141	-2.17%
ABW	-105	-1.04%
GDA	-258	-1.01%

\*備註：市值>5,000 億盾；成交值>15 億盾

市值排名/股碼	Bil.VND
VCB	500,782,577
BID	276,756,163
CTG	189,292,209
VHM	185,931,492
GAS	175,930,272

市值排名/股碼	Bil.VND
IDC	18,578,996
PVS	17,780,346
HUT	17,136,230
SHS	14,555,506
THD	13,590,499

市值排名/股碼	Bil.VND
ACV	175,573,230
VGI	83,583,056
MCH	76,982,778
BSR	58,447,518
VEA	49,457,936

交易量排名/股碼	成交值	30 日均
HPG	47,187,940	21,591,005
VND	41,592,100	19,002,223
SSI	32,834,200	18,579,879
VIX	32,056,820	23,954,482
MSB	32,030,600	8,966,914

交易量排名/股碼	成交值	30 日均
SHS	254,800,953,600	16,557,420
CEO	152,685,972,700	5,918,642
PVS	227,283,764,700	3,866,336
MBS	155,467,051,700	4,235,941
HUT	83,051,144,700	3,674,721

交易量排名/股碼	成交值	30 日均
BHI	117,205,400	562,547
BSR	428,019,003,900	4,543,948
BCR	19,937,975,300	2,257,916
SEA	171,658,000	1,138,935
OIL	18,486,688,500	414,122

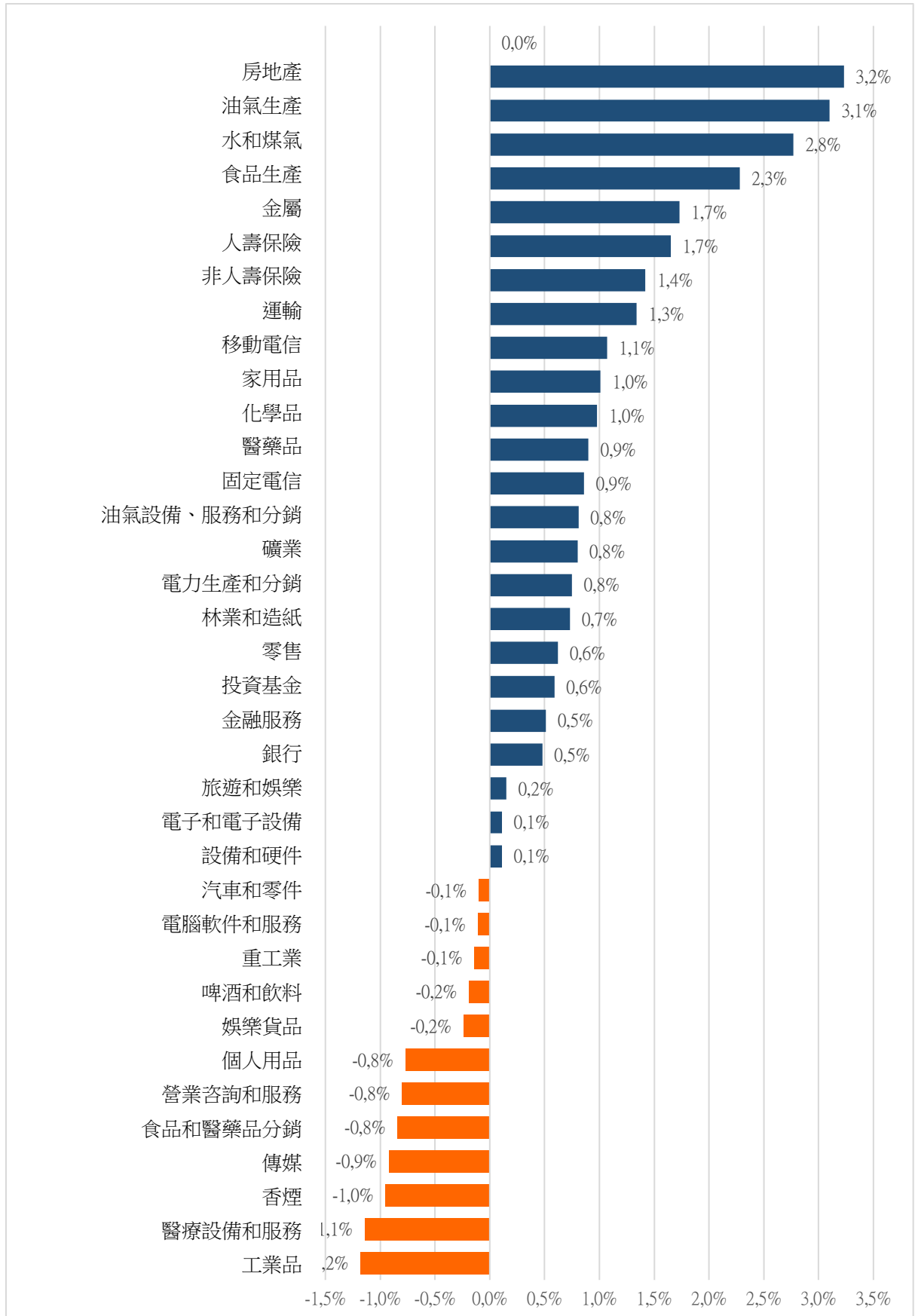
資料源: Bloomberg & Yuanta Research

資料源: Bloomberg & Yuanta Research

資料源: Bloomberg & Yuanta Research

We Create Fortune

### 各行業板塊的交易走勢



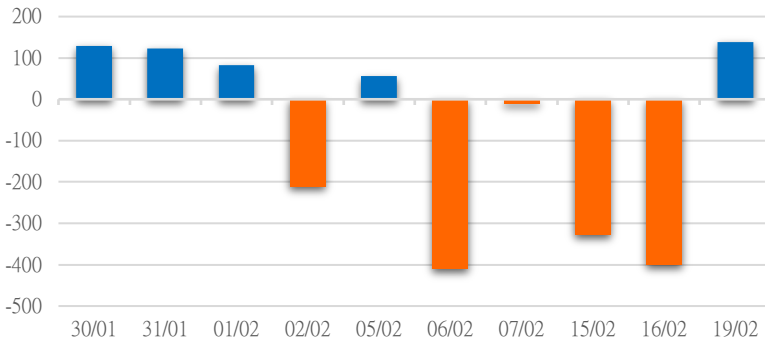
資料源:: FiinPro - YSVN



We Create Fortune

## 外資買進賣統計

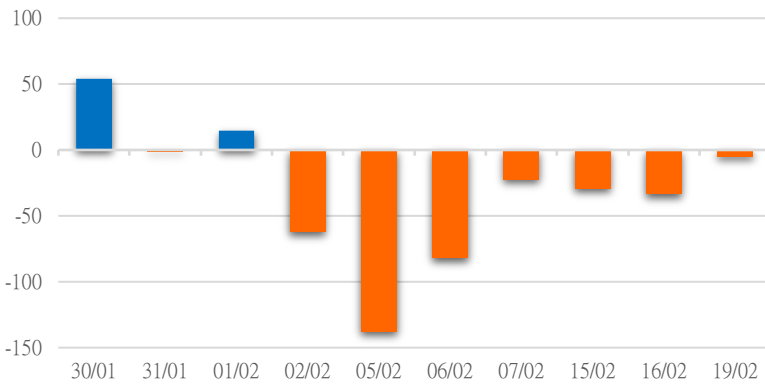
HSX 外資每日買/賣超



證券代碼	買超金額 (Mil.VND)	證券代碼	賣超金額 (Mil.VND)
VHM	193,806	VND	-146,016
VRE	115,925	DBC	-61,441
VIC	110,658	MWG	-61,005
MSN	86,500	VNM	-49,401
EVF	48,213	CTG	-36,816

HSX 外資買/賣超的前 5 名

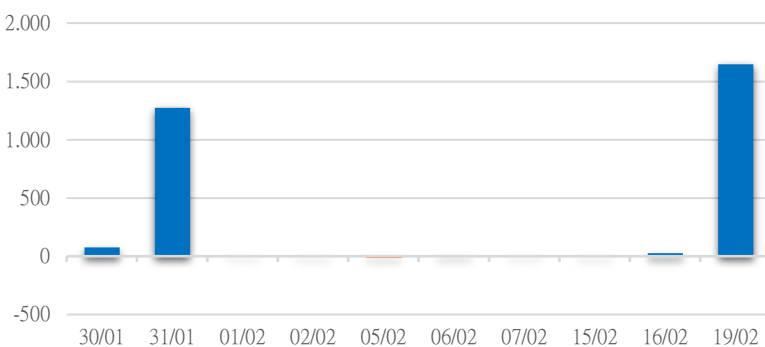
HNX 外資每日買/賣超



證券代碼	買超金額 (Mil.VND)	證券代碼	賣超金額 (Mil.VND)
DTD	8,258	PVS	-13,588
SHS	7,811	MBS	-4,320
DHT	2,861	INN	-3,941
LAS	2,315	BVS	-2,126
HUT	1,317	VCS	-1,661

HNX 外資買/賣超的前 5 名

UPCOM 外資每日買/賣超



證券代碼	買超金額 (Mil.VND)	證券代碼	賣超金額 (Mil.VND)
BHI	1,628,082	PGB	-3,286
BSR	12,232	MPC	-1,244
QNS	7,282	VTK	-669
VAB	888	VTP	-573
LTG	872	ACV	-261

UPCOM 外資買/賣超的前 5 名

源: FiinPro - YSVN



We Create **Fortune**

自營統計

證券代碼	買超金額 (Mil.VND)	證券代碼	賣超金額 (Mil.VND)
AAA	31,962	NVL	64,717
VRE	19,065	HPG	52,189
ASM	12,279	TCB	49,331
FUEVFNVD	9,375	MBB	29,732
CRE	5,976	VNM	22,222

HSX 自營交易最大前名

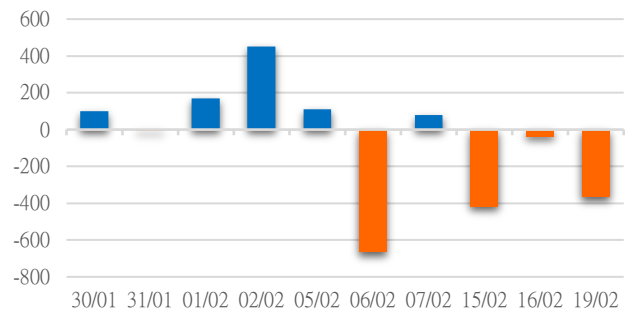
證券代碼	買超金額 (Mil.VND)	證券代碼	賣超金額 (Mil.VND)
LAS	7,569	HJS	59,070
IDC	2,505		
MBS	1,325		
L18	405		

HNX 自營交易最大前名

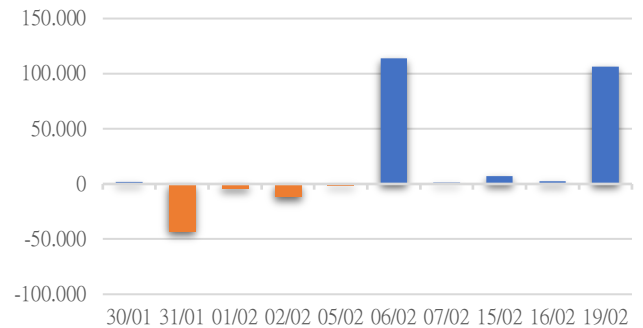
證券代碼	買超金額 (Mil.VND)	證券代碼	賣超金額 (Mil.VND)
GEE	15,315.20	BHI	216,638
VGT	307.02	BSR	784
		GDA	252

UPCoM 自營交易最大前名

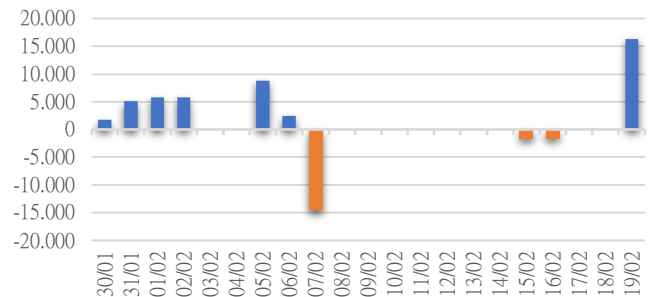
HSX 自營交易每日買/賣超 (BiVND)



HNX 自營交易每日買/賣超 (BiVND)



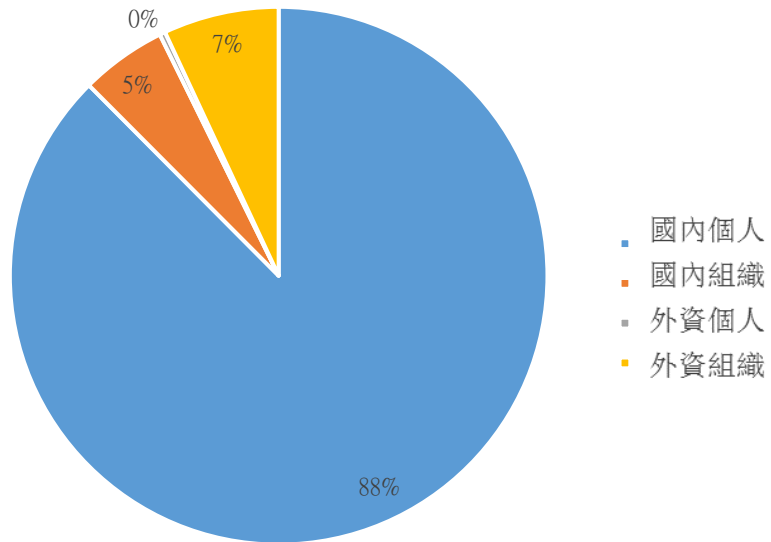
UPCoM 自營交易每日買/賣超 (BiVND)





We Create **Fortune**

### 越南證券市場投資人類別統計



資料源: FiinPro - YSVN



We Create Fortune

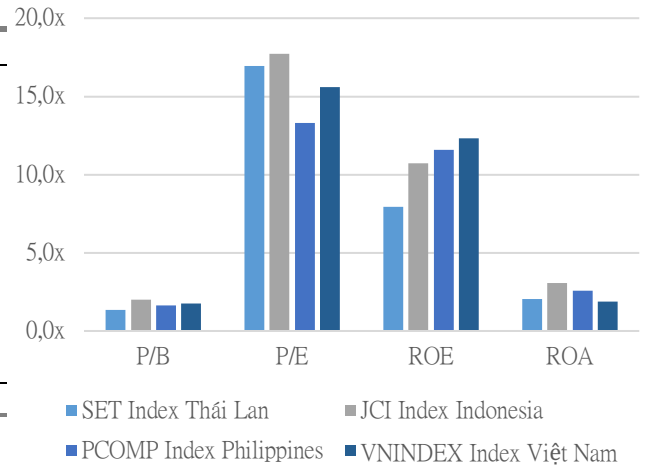
### 東南亞主要市場走勢比較



### 東南亞主要市場數據

		Thailand	Indonesia	Philippines	Vietnam
P/B		1.4x	2.0x	1.6x	1.8x
P/E		16.9x	17.7x	13.3x	15.6x
ROE	%	7.94	10.71	11.60	12.34
ROA	%	2.03	3.07	2.58	1.88
Vốn hóa	Tỷ USD	475.35	743.74	169.50	199.66
GTGD	Triệu USD	1.06	0.70	0.06	0.71
LS cổ tức	%	3.15	3.35	2.48	1.62

源: Bloomberg & YSVN



■ SET Index Thái Lan ■ JCI Index Indonesia  
■ PCOMP Index Philippines ■ VNINDEX Index Việt Nam





We Create **Fortune**

## 元大證券（越南）公司

### 個人客戶分析部

**Nguyễn Th ệ Minh**  
研究分析經理  
+84 28 3622 6868 ext 3826  
minh.nguyen@yuanta.com.vn

**Lý Thị Hi ền**  
研究分析主管  
+84 28 3622 6868 ext 3908  
hien.ly@yuanta.com.vn

**Quách Đức Khánh**  
研究分析副主管  
+84 28 3622 6868 ext 3833  
khanh.quach@yuanta.com.vn

**Khổng Hữu Hiệp**  
高級分析專員  
+84 28 3622 6868 ext 3912  
hiep.khong@yuanta.com.vn

**Nguyễn Trịnh Ngọc Hồng**  
高級分析專員  
+84 28 3622 6868 ext 3832  
hong.nguyen@yuanta.com.vn

**Phạm Tấn Phát**  
高級分析專員  
+84 28 3622 6868 ext 3880  
phat.pham@yuanta.com.vn

### 個人客戶業務部

**Phạm Đắc Thành**  
北部營業中心經理  
+84 28 3622 6868 ext 3416  
thanh.pham@yuanta.com.vn

**Võ Thị Thu Thủy**  
平陽分行經理  
+84 28 3622 6868 ext 3505  
thuy.vo@yuanta.com.vn

**Lương Kỳ Ty**  
堤岸分行經理  
+84 28 3622 6868 ext 3653  
ty.luong@yuanta.com.vn

**Bùi Quốc Phong**  
同奈分行經理  
+84 28 3622 6868 ext 3701  
phong.bui@yuanta.com.vn

**Võ Đình Tuấn**  
峴港分行經理  
+84 28 3622 6868 ext 3301  
tuan.vo@yuanta.com.vn

**Nguyễn Việt Quang**  
河內分行經理  
+84 28 3622 6868 ext 3404  
quang.nguyen@yuanta.com.vn

**Đinh Thị Thu Cúc**  
頭頓分行經理  
+84 28 3622 6868 ext 3203  
cuc.dinh@yuanta.com.vn



We Create **Fortune**

## Appendix A: Important Disclosures

### Analyst Certification

Each research analyst primarily responsible for the content of this research report, in whole or in part, certifies that with respect to each security or issuer that the analyst covered in this report: (1) all of the views expressed accurately reflect his or her personal views about those securities or issuers; and (2) no part of his or her compensation was, is, or will be, directly or indirectly, related to the specific recommendations or views expressed by that research analyst in the research report.

### Ratings Definitions

**BUY:** We have a positive outlook on the stock based on our expected absolute or relative return over the investment period. Our thesis is based on our analysis of the company's outlook, financial performance, catalysts, valuation and risk profile. We recommend investors add to their position.

**HOLD-Outperform:** In our view, the stock's fundamentals are relatively more attractive than peers at the current price. Our thesis is based on our analysis of the company's outlook, financial performance, catalysts, valuation and risk profile.

**HOLD-Underperform:** In our view, the stock's fundamentals are relatively less attractive than peers at the current price. Our thesis is based on our analysis of the company's outlook, financial performance, catalysts, valuation and risk profile.

**SELL:** We have a negative outlook on the stock based on our expected absolute or relative return over the investment period. Our thesis is based on our analysis of the company's outlook, financial performance, catalysts, valuation and risk profile. We recommend investors reduce their position.

**Under Review:** We actively follow the company, although our estimates, rating and target price are under review.

**Restricted:** The rating and target price have been suspended temporarily to comply with applicable regulations and/or Yuanta policies.

Note: Yuanta research coverage with a Target Price is based on an investment period of 12 months. Greater China Discovery Series coverage does not have a formal 12 month Target Price and the recommendation is based on an investment period specified by the analyst in the report.

### Global Disclaimer

© 2018 Yuanta. All rights reserved. The information in this report has been compiled from sources we believe to be reliable, but we do not hold ourselves responsible for its completeness or accuracy. It is not an offer to sell or solicitation of an offer to buy any securities. All opinions and estimates included in this report constitute our judgment as of this date and are subject to change without notice.

This report provides general information only. Neither the information nor any opinion expressed herein constitutes an offer or invitation to make an offer to buy or sell securities or other investments. This material is prepared for general circulation to clients and is not intended to provide tailored investment advice and does not take into account the individual financial situation and objectives of any specific person who may receive this report. Investors should seek financial advice regarding the appropriateness of investing in any securities, investments or investment strategies discussed or recommended in this report. The information contained in this report has been compiled from sources believed to be reliable but no representation or warranty, express or implied, is made as to its accuracy, completeness or correctness. This report is not (and should not be construed as) a solicitation to act as securities broker or dealer in any jurisdiction by any person or company that is not legally permitted to carry on such business in that jurisdiction.

Yuanta research is distributed in the United States only to Major U.S. Institutional Investors (as defined in Rule 15a-6 under the Securities Exchange Act of 1934, as amended and SEC staff interpretations thereof). All transactions by a US person in the securities mentioned in this report must be effected through a registered broker-dealer under Section 15 of the Securities Exchange Act of 1934, as amended. Yuanta research is distributed in Taiwan by Yuanta Securities Investment Consulting. Yuanta research is distributed in Hong Kong by Yuanta Securities (Hong Kong) Co. Limited, which is licensed in Hong Kong by the Securities and Futures Commission for regulated activities, including Type 4 regulated activity (advising on securities). In Hong Kong, this research report may not be redistributed, retransmitted or disclosed, in whole or in part or and any form or manner, without the express written