

當日市場：市場處於更強勁的分化階段

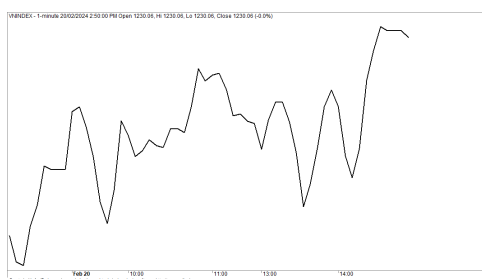
2024/02/21

市場走勢

市場指數	VNI	HNI	UPCOM
收盤	1,230.06	233.50	90.53
%日	0.42%	0.06%	0.08%
%週	2.21%	1.01%	1.25%
%月	3.68%	1.70%	3.42%
%年	15.64%	11.16%	14.58%
<b>成交值(Bil.VND)</b>			
當日	21,071	1,786	867
日均量/週	20,750	1,418	1,245
日均量/月	16,961	1,303	876
<b>外資進出</b>			
買進	2,610.81	90.81	38.46
賣出	2,468.75	84.43	9.30
買賣超	142.06	6.37	29.16
<b>市場漲跌家數</b>			
上漲	166	75	157
下跌	159	83	163
持平	92	167	583
<b>市場指標</b>			
P/E	14.25	19.45	16.13
總市值 (兆盾)	4,952	312	1,151
股息殖利率	0.00%	0.00%	0.00%

資料源: Bloomberg - YSVN

VNINDEX



HNIINDEX



市場走勢

儘管市場繼續維持漲幅，但市場仍處於強勁震盪和分化階段。VN-Index 在連續第 7 個交易日上漲，並上漲 0.42%，止於 1230.06 點，HNX-Index 上漲 0.06%，Upcom-Index 上漲 0.08%。3 大市場的交易額均達到 23 兆 7,230 億越南盾。

Vingroup 股繼續成為支撐市場上漲的動力，VRE 在連續第 2 個交易日大幅上漲。具體而言，VRE (6.03%)、VIC (3.19%)、VHM (1.32%) 以及 GVR (5.22%)、VCB (1.22%)、HDB (1.07%) 支撐著市場。相反，BVH、GAS、SHB、VPB 等收盤下跌。

TCD (3.75%)、VSC (3.39%)、CTG (3.77%)、HBC (5%)、EVF (4.5%) 等上漲的一些股票，流動性良好。

外資在連續第 2 個交易在 3 大市場買超超過 1,770 億越南盾，其中 MSB (2,190 億)、VIX (1,460 億)、VHM (1,190 億) 在買超方面領先。相反，MWG (860 億)、STB (850 億)、VPB (750 億) 被拋售最多的股票。

市場短期觀點

我們認為市場在下一個交易日可能會繼續上漲，VN-Index 可能會在 1,245 點的阻力位。同時，短期風險仍然較低，現金流持續增加，尤其是市場沒有太明顯的分化階段，現金流可能在各類股票之間分化。Vingroup 股可能會在下一個交易日出現調整，但該調整期可能會快速結束。此外，短期情緒指標持續上漲，顯示投資者對當前的市場走勢仍持樂觀態度，新的買進機會不斷增加。

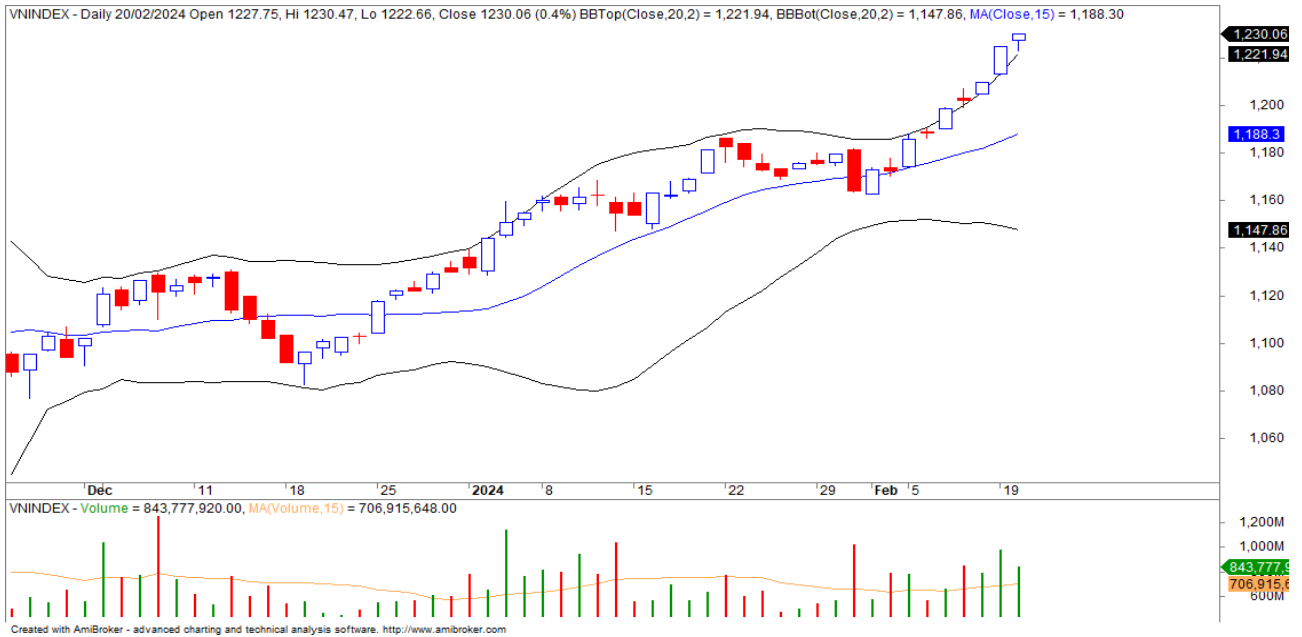
大盤的短期走勢仍維持上漲。因此，我們建議短期投資者可以繼續持有投資組合中高比例的股票，並在調整期可以考慮以低比例的股票買進新股。

請在 <https://ysradar.yuanta.com.vn/> 查看有關股票的信號。



We Create Fortune

### 技術分析圖



指數技術分析圖 VN-Index



指數技術分析圖 HNX-Index

指數	短期趨勢	中期趨勢	阻力區 1	阻力區 2	支撐區 1	支撐區 2
VN-Index	上漲	上漲	1253	1300	870	800
HNX-Index	上漲	上漲	260	306	189	160
VN30	上漲	上漲	1270	1300	980	960
VNMidcaps	上漲	上漲	1280	1250	963	900
VNSmallcaps	下跌	上漲	1250	1250	804	750

We Create Fortune

胡志明市交易所 (HSX)

	收盤	漲跌%
VNI	1230.06	0.42%
VN30	1241.65	0.12%
VN Mid	1814.46	0.14%
VN Small	1431.88	0.46%

河內交易所 (HSX)

	收盤	漲跌%
HNI	233.5	0.06%
HN30	500.11	0.35%
VNX AllSh	1246.62	0.15%

UPCOM 市場 (UPCoM)

	收盤	漲跌%
UPCoM	90.53	0.08%

外資交易	成交值 (BiL.VND)
買進	2610.81137
賣出	2468.75264
買超/賣超	142.058723

外資交易	成交值 (BiL.VND)
買進	90.81
賣出	84.43
買超/賣超	6.37

外資交易	成交值 (BiL.VND)
買進	38.46
賣出	9.30
買超/賣超	29.16

上漲排名/ 股碼	漲跌(VND)	漲跌%
CCL	570	6.93%
TNA	410	6.90%
ST8	750	6.70%
SHI	900	6.47%
TDP	1800	6.41%

上漲排名/ 股碼	漲跌(VND)	漲跌%
MCO	1300	9.49%
MST	600	9.38%
TSB	3200	6.65%
KSQ	200	5.26%
LIG	200	4.76%

上漲排名/ 股碼	漲跌(VND)	漲跌%
VPR	2110194	14.94%
DGT	38612400	6.29%
MSR	987822425	4.67%
VEF	81635584	3.76%
VGI	0	3.24%

下跌排名/ 股碼	漲跌(VND)	漲跌%
NOI	-500	-4.67%
HAG	-400	-3.08%
PAN	-450	-1.93%
DGW	-1100	-1.92%
ELC	-400	-1.86%

下跌排名/ 股碼	漲跌(VND)	漲跌%
IDJ	-200	-3.12%
MBG	-100	-2.00%
NRC	-100	-1.89%
DDG	-100	-1.85%
CAP	-1300	-1.56%

下跌排名/ 股碼	漲跌(VND)	漲跌%
HIO	-523	-2.01%
CST	-328	-1.53%
PXL	-163	-1.46%
SGP	-266	-1.36%
BCA	-193	-1.15%

\*備註：市值>5,000 億盾；成交值>15 億盾

市值排名/ 股碼	BiL.VND
VCB	504,136,032
BID	281,031,490
VHM	198,341,439
CTG	190,097,708
GAS	182,131,470

市值排名/ 股碼	BiL.VND
IDC	18,413,996
PVS	17,923,736
HUT	17,136,230
SHS	14,555,506
THD	13,590,499

市值排名/ 股碼	BiL.VND
ACV	178,544,767
VGI	84,611,864
MCH	79,936,037
BSR	60,738,787
VEA	49,107,133

交易量排名/ 股碼	成交值	30 日均
VIX	49,421,900	22,766,161
SHB	42,615,900	38,375,558
MSB	37,860,600	10,909,345
NVL	36,292,700	23,787,183
VRE	27,613,900	10,024,708

交易量排名/ 股碼	成交值	30 日均
SHS	422,774,223,500	16,500,328
CEO	352,104,924,400	6,026,109
PVS	198,454,015,200	4,072,369
MST	29,173,127,900	1,008,139
HUT	92,168,188,300	3,729,676

交易量排 名/股碼	成交值	30 日均
NAB	35,762,314,500	4,833,778
BSR	104,108,013,800	5,638,278
SBS	29,737,250,800	985,823
SEA	21,440,000	1,464,007
AAS	23,204,182,400	625,132

資料源: Bloomberg & Yuanta Research

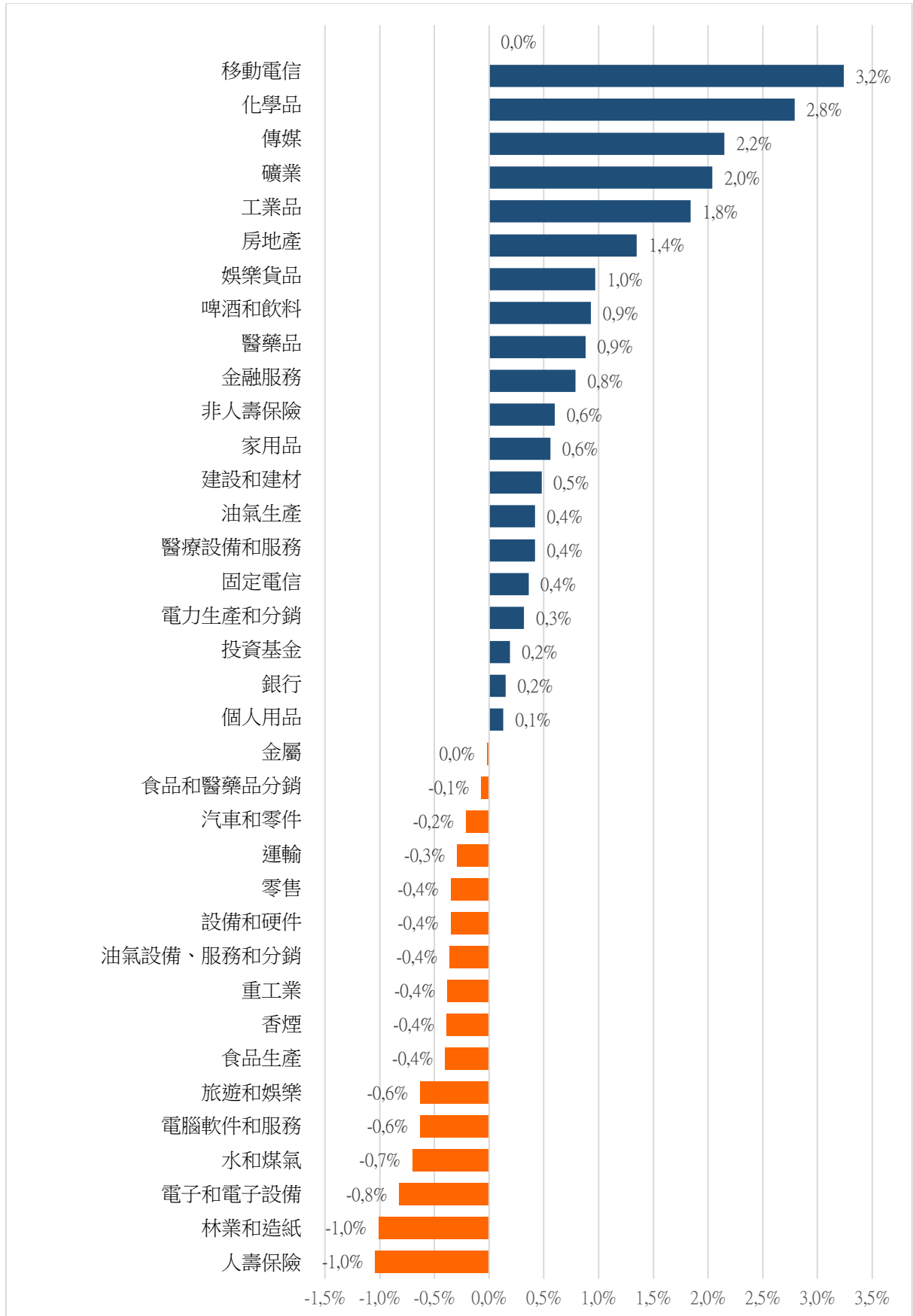
資料源: Bloomberg & Yuanta Research

資料源: Bloomberg & Yuanta Research



We Create Fortune

### 各行業板塊的交易走勢



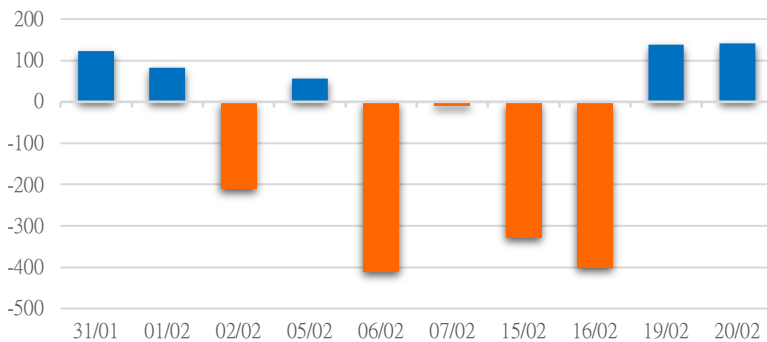
資料源: FimPro - YSVN



We Create Fortune

## 外資買進賣統計

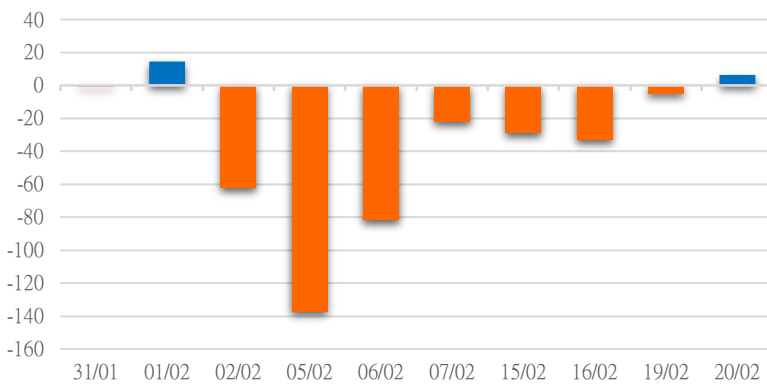
HSX 外資每日買/賣超



證券代碼	買超金額 (Mil.VND)	證券代碼	賣超金額 (Mil.VND)
MSB	232,808	MWG	-86,209
VIX	145,736	STB	-84,859
VHM	119,441	VPB	-74,628
VRE	114,675	CII	-74,328
VIC	112,529	GEX	-61,949

HSX 外資買/賣超的前 5 名

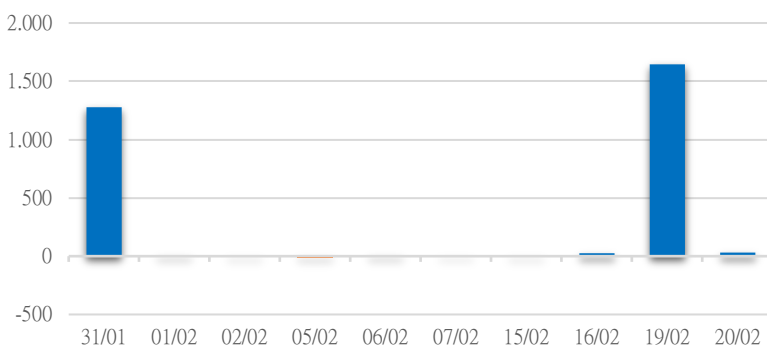
HNX 外資每日買/賣超



證券代碼	買超金額 (Mil.VND)	證券代碼	賣超金額 (Mil.VND)
CEO	27,592	SHS	-17,649
DTD	6,398	PVS	-15,662
HUT	5,115	EID	-1,784
MBS	4,864	VGS	-1,767
DHT	3,395	VCS	-1,245

HNX 外資買/賣超的前 5 名

UPCOM 外資每日買/賣超



證券代碼	買超金額 (Mil.VND)	證券代碼	賣超金額 (Mil.VND)
QNS	12,663	VTK	-669
ACV	10,125	PGB	-345
VEA	4,617	GDA	-245
LTG	1,368	VGG	-204
HSV	679	NCS	-89

UPCOM 外資買/賣超的前 5 名

源: FiinPro - YSVN



We Create Fortune

### 自營統計

證券代碼	買超金額 (Mil.VND)	證券代碼	賣超金額 (Mil.VND)
GEX	49,644	NVL	91,130
EVF	27,702	MBB	58,009
E1VFN30	23,868	HPG	41,559
FUEVFN30	17,125	ACB	29,017
VRE	13,847	TCB	26,447

HSX 自營交易最大前名

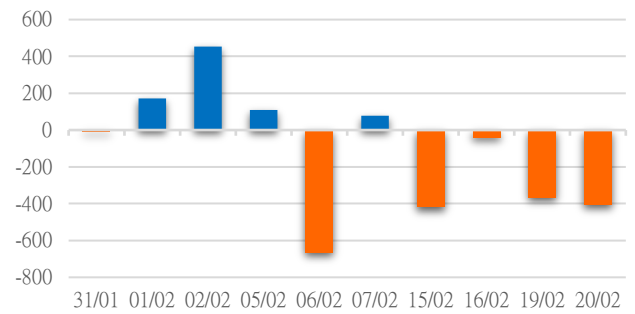
證券代碼	買超金額 (Mil.VND)	證券代碼	賣超金額 (Mil.VND)
SHS	3,019	IDC	1,492
LAS	1,349	PVS	6
HLD	328		
L18	81		

HNX 自營交易最大前名

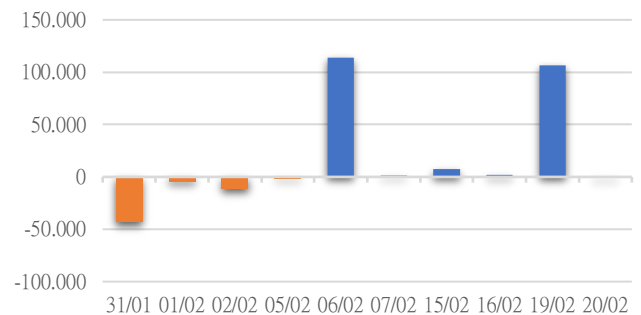
證券代碼	買超金額 (Mil.VND)	證券代碼	賣超金額 (Mil.VND)
BSR	4,965.00	MCH	57,483
VGI	2,875.00	GDA	253
VGT	238.00		

UPCoM 自營交易最大前名

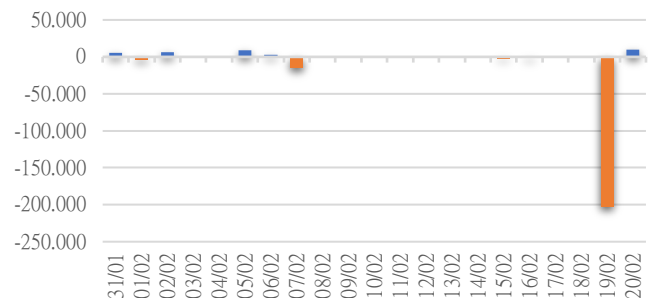
HSX 自營交易每日買/賣超 (BiVND)



HNX 自營交易每日買/賣超 (BiVND)



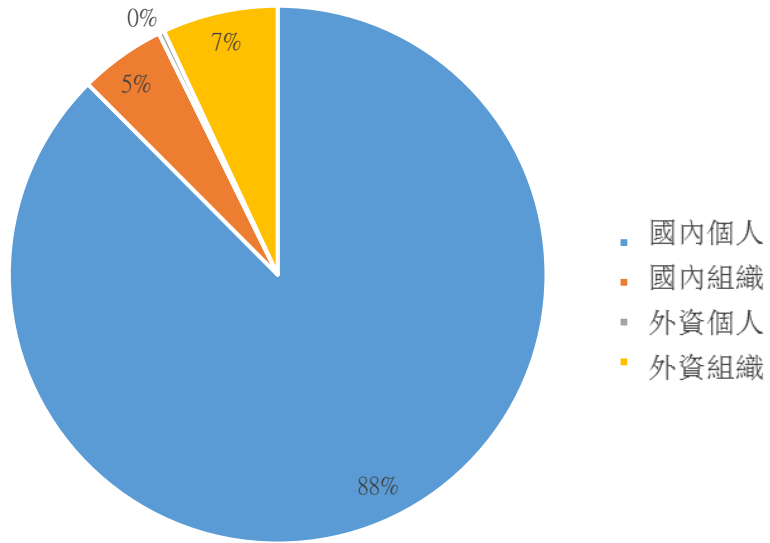
UPCOM 自營交易每日買/賣超 (BiVND)





We Create **Fortune**

### 越南證券市場投資人類別統計



資料源: FiinPro - YSVN



We Create Fortune

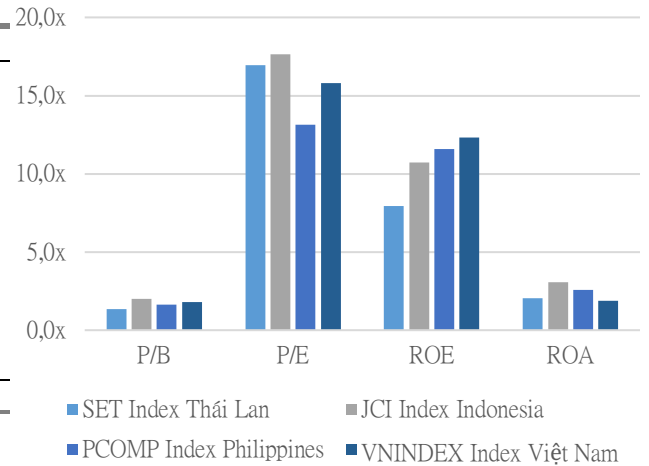
### 東南亞主要市場走勢比較



### 東南亞主要市場數據

		Thailand	Indonesia	Philippines	Vietnam
P/B		1.4x	2.0x	1.6x	1.8x
P/E		17.0x	17.6x	13.1x	15.8x
ROE	%	7.94	10.71	11.60	12.30
ROA	%	2.03	3.07	2.58	1.89
Vốn hóa	Tỷ USD	473.38	739.52	167.43	202.16
GTGD	Triệu USD	0.78	0.53	0.06	0.93
LS cổ tức	%	3.17	3.33	2.46	1.62

源: Bloomberg & YSVN



■ SET Index Thái Lan      ■ JCI Index Indonesia  
■ PCOMP Index Philippines      ■ VNINDEX Index Việt Nam





We Create **Fortune**

## 元大證券（越南）公司

### 個人客戶分析部

**Nguyễn Th ê Minh**  
研究分析經理  
+84 28 3622 6868 ext 3826  
minh.nguyen@yuanta.com.vn

**Lý Thị Hi ền**  
研究分析主管  
+84 28 3622 6868 ext 3908  
hien.ly@yuanta.com.vn

**Quách Đức Khánh**  
研究分析副主管  
+84 28 3622 6868 ext 3833  
khanh.quach@yuanta.com.vn

**Khổng Hữu Hiệp**  
高級分析專員  
+84 28 3622 6868 ext 3912  
hiiep.khong@yuanta.com.vn

**Nguyễn Trịnh Ngọc Hồng**  
高級分析專員  
+84 28 3622 6868 ext 3832  
hong.nguyen@yuanta.com.vn

**Phạm Tấn Phát**  
高級分析專員  
+84 28 3622 6868 ext 3880  
phat.pham@yuanta.com.vn

### 個人客戶業務部

**Phạm Đắc Thành**  
北部營業中心經理  
+84 28 3622 6868 ext 3416  
thanh.pham@yuanta.com.vn

**Võ Thị Thu Thủy**  
平陽分行經理  
+84 28 3622 6868 ext 3505  
thuy.vo@yuanta.com.vn

**Lương Kỳ Ty**  
堤岸分行經理  
+84 28 3622 6868 ext 3653  
ty.luong@yuanta.com.vn

**Bùi Quốc Phong**  
同奈分行經理  
+84 28 3622 6868 ext 3701  
phong.bui@yuanta.com.vn

**Võ Đình Tuấn**  
峴港分行經理  
+84 28 3622 6868 ext 3301  
tuan.vo@yuanta.com.vn

**Nguyễn Việt Quang**  
河內分行經理  
+84 28 3622 6868 ext 3404  
quang.nguyen@yuanta.com.vn

**Đinh Thị Thu Cúc**  
頭頓分行經理  
+84 28 3622 6868 ext 3203  
cuc.dinh@yuanta.com.vn



We Create **Fortune**

## Appendix A: Important Disclosures

### Analyst Certification

Each research analyst primarily responsible for the content of this research report, in whole or in part, certifies that with respect to each security or issuer that the analyst covered in this report: (1) all of the views expressed accurately reflect his or her personal views about those securities or issuers; and (2) no part of his or her compensation was, is, or will be, directly or indirectly, related to the specific recommendations or views expressed by that research analyst in the research report.

### Ratings Definitions

**BUY:** We have a positive outlook on the stock based on our expected absolute or relative return over the investment period. Our thesis is based on our analysis of the company's outlook, financial performance, catalysts, valuation and risk profile. We recommend investors add to their position.

**HOLD-Outperform:** In our view, the stock's fundamentals are relatively more attractive than peers at the current price. Our thesis is based on our analysis of the company's outlook, financial performance, catalysts, valuation and risk profile.

**HOLD-Underperform:** In our view, the stock's fundamentals are relatively less attractive than peers at the current price. Our thesis is based on our analysis of the company's outlook, financial performance, catalysts, valuation and risk profile.

**SELL:** We have a negative outlook on the stock based on our expected absolute or relative return over the investment period. Our thesis is based on our analysis of the company's outlook, financial performance, catalysts, valuation and risk profile. We recommend investors reduce their position.

**Under Review:** We actively follow the company, although our estimates, rating and target price are under review.

**Restricted:** The rating and target price have been suspended temporarily to comply with applicable regulations and/or Yuanta policies.

Note: Yuanta research coverage with a Target Price is based on an investment period of 12 months. Greater China Discovery Series coverage does not have a formal 12 month Target Price and the recommendation is based on an investment period specified by the analyst in the report.

### Global Disclaimer

© 2018 Yuanta. All rights reserved. The information in this report has been compiled from sources we believe to be reliable, but we do not hold ourselves responsible for its completeness or accuracy. It is not an offer to sell or solicitation of an offer to buy any securities. All opinions and estimates included in this report constitute our judgment as of this date and are subject to change without notice.

This report provides general information only. Neither the information nor any opinion expressed herein constitutes an offer or invitation to make an offer to buy or sell securities or other investments. This material is prepared for general circulation to clients and is not intended to provide tailored investment advice and does not take into account the individual financial situation and objectives of any specific person who may receive this report. Investors should seek financial advice regarding the appropriateness of investing in any securities, investments or investment strategies discussed or recommended in this report. The information contained in this report has been compiled from sources believed to be reliable but no representation or warranty, express or implied, is made as to its accuracy, completeness or correctness. This report is not (and should not be construed as) a solicitation to act as securities broker or dealer in any jurisdiction by any person or company that is not legally permitted to carry on such business in that jurisdiction.

Yuanta research is distributed in the United States only to Major U.S. Institutional Investors (as defined in Rule 15a-6 under the Securities Exchange Act of 1934, as amended and SEC staff interpretations thereof). All transactions by a US person in the securities mentioned in this report must be effected through a registered broker-dealer under Section 15 of the Securities Exchange Act of 1934, as amended. Yuanta research is distributed in Taiwan by Yuanta Securities Investment Consulting. Yuanta research is distributed in Hong Kong by Yuanta Securities (Hong Kong) Co. Limited, which is licensed in Hong Kong by the Securities and Futures Commission for regulated activities, including Type 4 regulated activity (advising on securities). In Hong Kong, this research report may not be redistributed, retransmitted or disclosed, in whole or in part or and any form or manner, without the express written