

當日市場：市場供需平衡

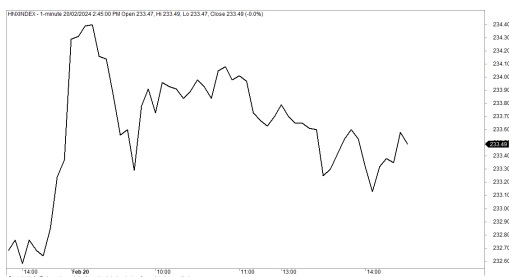
2024/02/22

市場走勢

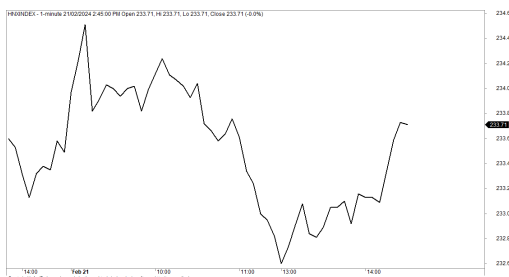
市場指數	VNI	HNI	UPCOM
收盤	1,230.04	233.84	90.61
%日	0.00%	0.15%	0.08%
%週	2.63%	1.06%	1.34%
%月	4.11%	1.75%	3.51%
%年	13.19%	8.19%	14.84%
<b>成交值(Bil.VND)</b>			
當日	22,537	1,443	602
日均量/週	20,830	1,510	1,150
日均量/月	17,202	1,332	876
<b>外資進出</b>			
買進	2,029.95	32.31	26.65
賣出	2,006.78	72.67	7.68
買賣超	23.18	-40.36	18.97
<b>市場漲跌家數</b>			
上漲	152	83	160
下跌	189	90	153
持平	76	152	590
<b>市場指標</b>			
P/E	14.25	19.45	16.13
總市值 (兆盾)	4,952	312	1,151
股息殖利率	0.00%	0.00%	0.00%

資料源: Bloomberg - YSVN

VNINDEX



HNIINDEX



市場走勢

市場分數的波動不大，股票處於強勁分化階段，其中大型股持續成為吸收現金流的重點。VN-Index 收盤持平，止於 1230.04 點，HNX-Index 上漲 0.15%，Upcom-Index 上漲 0.09%。3 大市場的交易額均達到 24 兆 5,820 億越南盾。

Vingroup 股調整在 VIC (-2.58%)、VHM (-2.49%)，而 VRE (1.96%) 上漲。相反，由於 STB (2.61%)、TPB (4%)、CTG (0.99%)、MBB (0.63%) 以及 BCM (3.13%) 的走勢幫助指數平衡，銀行股仍較為積極。

不過，最積極的是 AAA、KDH、IJC、DGC、VGC 等中小型股上漲 3% 以上。

外資在 3 大市場買超 20 億越南盾，其中 MSB (4,780 億)、STB (1,920 億)、BID (450 億) 在買超方面領先。相反，HPG (1,480 億)、MWG (950 億)、GEX (760 億) 被拋售最多的股票。

市場短期觀點

我們認為市場可能會繼續處於震盪的階段，並可能在下一個交易日保持上漲勢頭。儘管 2024 年 2 月 21 日的交易日出現調整，但短期風險依然較低，市場在未來的幾個交易日可能會維持上漲動能。不過，根據我們的觀察，新的買進機會非常有限，投資者在此期間沒有太多的選擇，現金流仍然主要集中在大型股，供需似乎相當平衡，這也顯示短期需求仍是良好，多檔大型股的漲幅較大。此外，情緒指標持續上漲，顯示投資者對當前市場的走勢仍持樂觀態度。

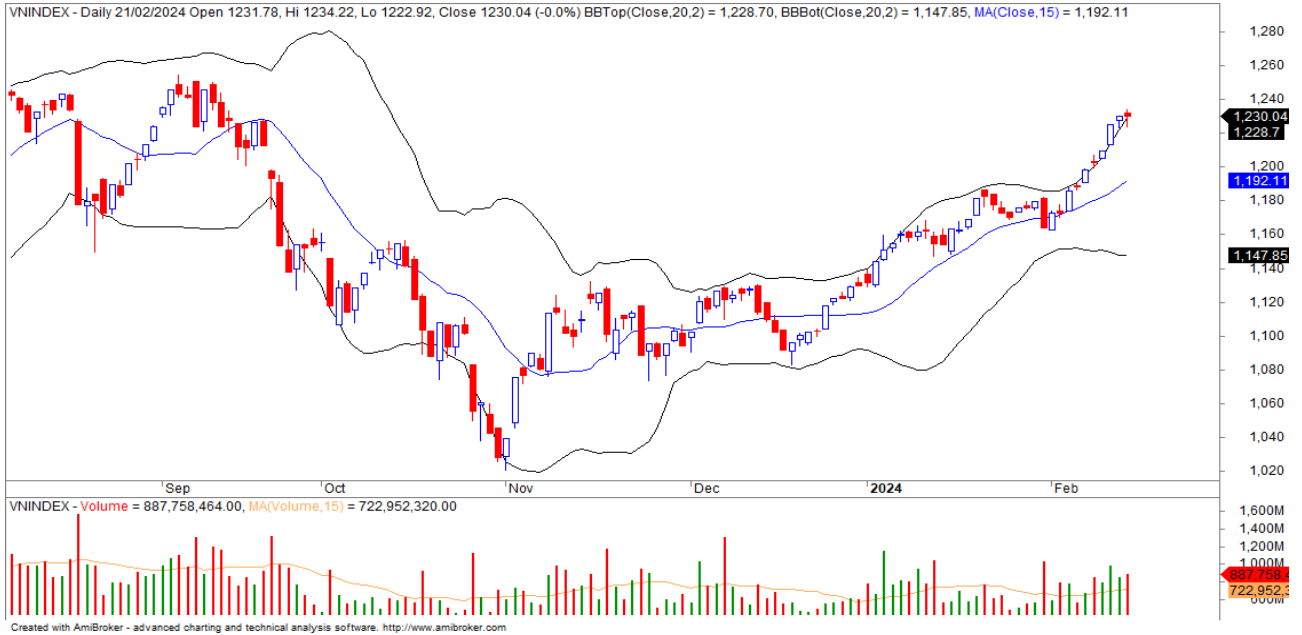
大盤的短期走勢仍維持上漲。因此，我們建議短期投資者可以繼續持有投資組合中高比例的股票，並限制新買或僅應以低比例買進新股。

請在 <https://ysradar.yuanta.com.vn/> 查看有關股票的信號。

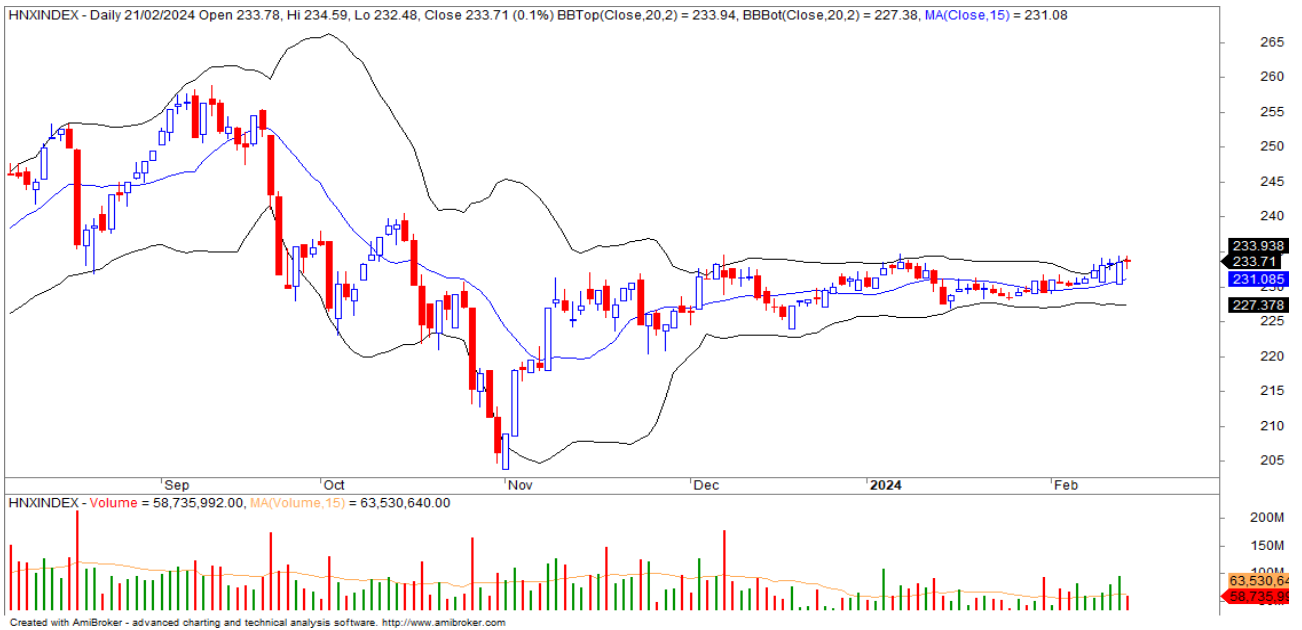


We Create Fortune

### 技術分析圖



指數技術分析圖 VN-Index



指數技術分析圖 HNX-Index

指數	短期趨勢	中期趨勢	阻力區 1	阻力區 2	支撐區 1	支撐區 2
VN-Index	上漲	上漲	1253	1300	870	800
HNX-Index	上漲	上漲	260	306	189	160
VN30	上漲	上漲	1270	1300	980	960
VNMidcaps	上漲	上漲	1280	1250	963	900
VNSmallcaps	上漲	上漲	1250	1250	804	750

We Create Fortune

胡志明市交易所 (HSX)

	收盤	漲跌%
VNI	1230.04	0.00%
VN30	1242.08	0.03%
VN Mid	1819.38	0.27%
VN Small	1435.85	0.28%

河內交易所 (HSX)

	收盤	漲跌%
HNI	233.84	0.15%
HN30	499.25	-0.17%
VNX AllSh	1248.08	0.12%

UPCOM 市場 (UPCoM)

	收盤	漲跌%
UPCoM	90.61	0.08%

外資交易	成交值 (BiL.VND)
買進	2029.95445
賣出	2006.77925
買超/賣超	23.1752034

外資交易	成交值 (BiL.VND)
買進	32.31
賣出	72.67
買超/賣超	-40.36

外資交易	成交值 (BiL.VND)
買進	26.65
賣出	7.68
買超/賣超	18.97

上漲排名/ 股碼	漲跌(VND)	漲跌%
TIP	1750	6.93%
CSV	3800	6.91%
TNT	330	6.90%
ST8	800	6.69%
VGC	3500	6.62%

上漲排名/ 股碼	漲跌(VND)	漲跌%
C69	700	10.00%
MCO	1500	10.00%
DVG	300	9.38%
FID	200	8.70%
CVN	200	6.06%

上漲排名/ 股碼	漲跌(VND)	漲跌%
PXL	40441603	6.65%
BCA	0	6.34%
VNB	32565280	4.81%
G36	0	2.65%
HD6	0	2.25%

下跌排名/ 股碼	漲跌(VND)	漲跌%
VIC	-1250	-2.58%
VHM	-1150	-2.49%
APG	-300	-2.08%
POM	-110	-2.03%
EVF	-350	-2.01%

下跌排名/ 股碼	漲跌(VND)	漲跌%
NRC	-200	-3.85%
TKG	-300	-3.70%
LIG	-100	-2.27%
S99	-200	-2.00%
CMS	-300	-1.82%

下跌排名/ 股碼	漲跌(VND)	漲跌%
HPP	-3893	-6.09%
VNZ	-24680	-4.09%
HSV	-177	-2.13%
TAL	-376	-1.71%
BCR	-102	-1.65%

\*備註：市值>5,000 億盾；成交值>15 億盾

市值排名/ 股碼	BiL.VND
VCB	510,284,032
BID	281,601,533
VHM	200,954,060
CTG	189,023,710
VIC	185,447,586

市值排名/ 股碼	BiL.VND
IDC	18,413,996
PVS	17,828,143
HUT	17,314,732
SHS	14,636,821
THD	13,513,499

市值排名/ 股碼	BiL.VND
ACV	176,478,841
VGI	87,363,469
MCH	79,734,418
BSR	61,498,410
VEA	48,968,938

交易量排名/ 股碼	成交值	30 日均
SHB	51,480,800	38,625,428
MSB	51,045,800	12,494,936
STB	45,678,100	17,086,908
VND	38,750,500	21,134,592
HPG	32,837,600	23,878,992

交易量排名/ 股碼	成交值	30 日均
SHS	181,804,268,100	16,913,814
CEO	136,156,450,900	6,614,983
PVS	188,652,466,000	4,143,736
MBS	90,906,053,200	4,174,760
HUT	55,127,978,400	3,788,349

交易量排 名/股碼	成交值	30 日均
BSR	118,192,830,300	5,619,830
BCR	15,824,931,900	2,411,569
NAB	31,951,235,000	5,134,896
PXL	18,754,202,400	371,590
ABB	12,225,952,000	1,285,833

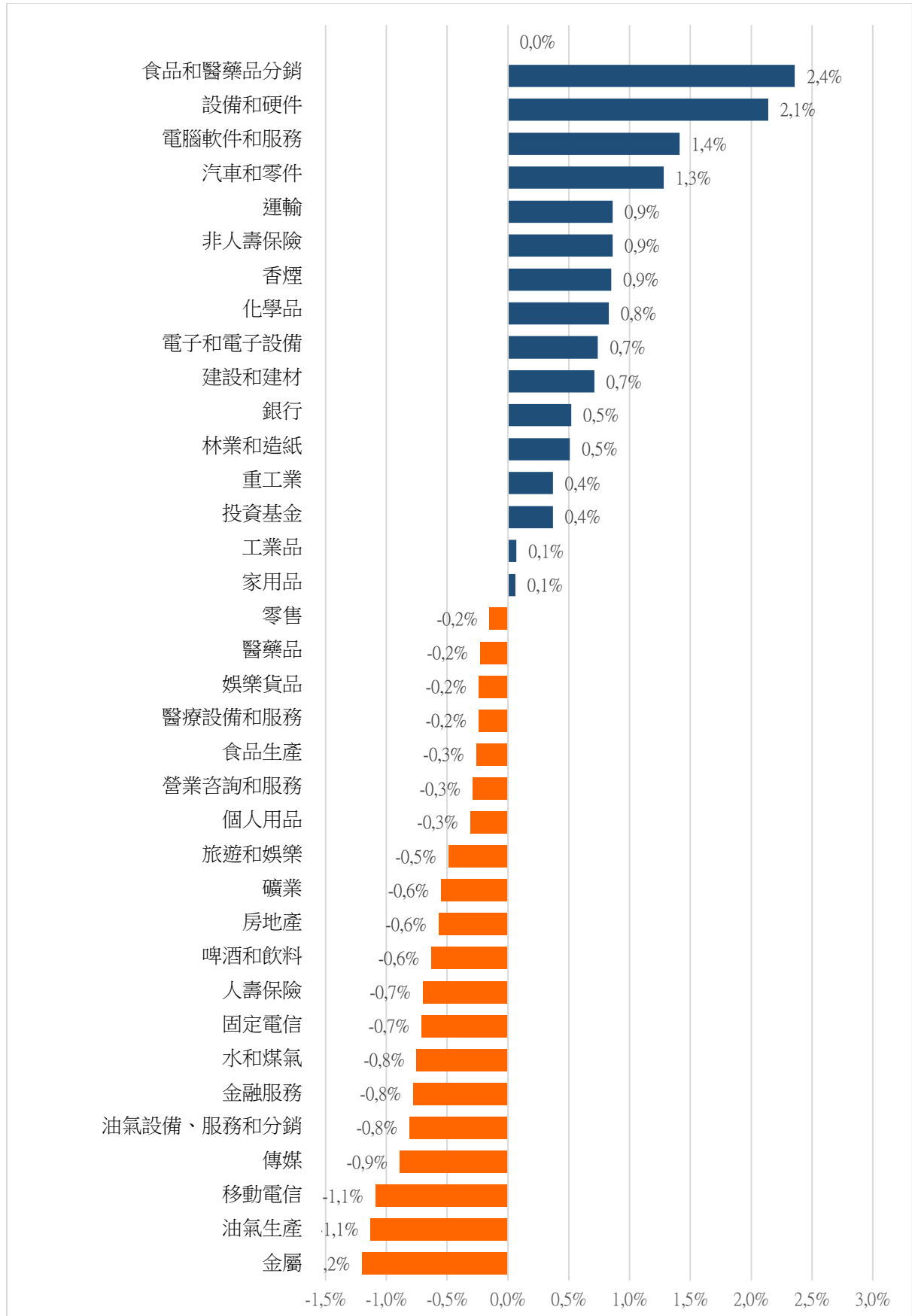
資料源: Bloomberg & Yuanta Research

資料源: Bloomberg & Yuanta Research

資料源: Bloomberg & Yuanta Research

We Create Fortune

## 各行業板塊的交易走勢



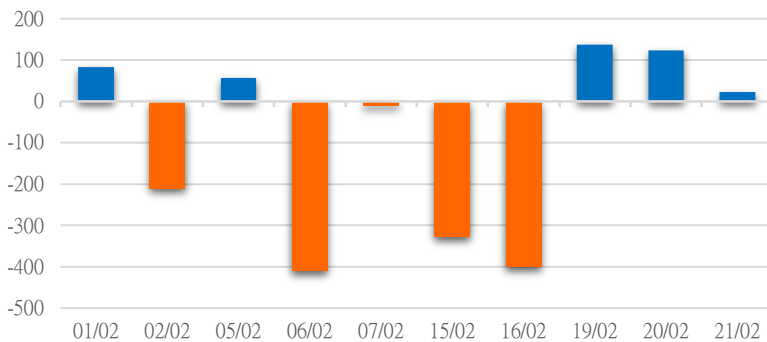
資料源: FinPro - YSVN



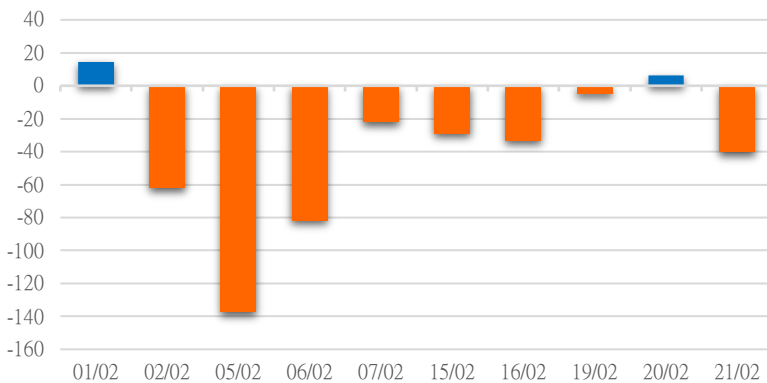
We Create Fortune

## 外資買進賣統計

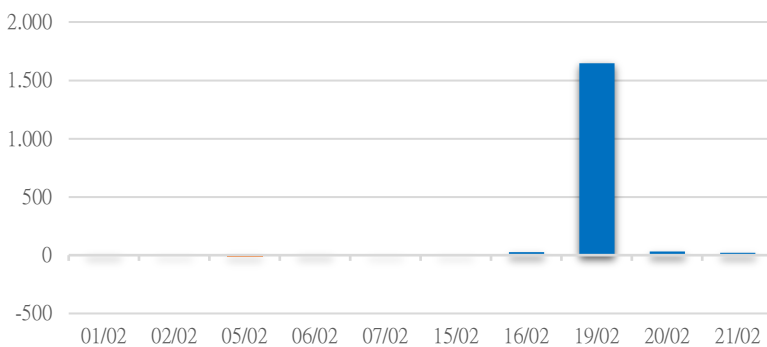
HSX 外資每日買/賣超



HNX 外資每日買/賣超



UPCOM 外資每日買/賣超



證券代碼	買超金額 (Mil.VND)	證券代碼	賣超金額 (Mil.VND)
MSB	478,318	HPG	-147,806
STB	191,501	MWG	-94,701
BID	44,598	GEX	-75,854
KDH	39,862	MSN	-52,147
TPB	35,777	NVL	-50,029

HSX 外資買/賣超的前 5 名

證券代碼	買超金額 (Mil.VND)	證券代碼	賣超金額 (Mil.VND)
IDC	8,013	SHS	-23,941
DHT	5,763	PVS	-19,766
TNG	5,514	CEO	-17,761
DTD	4,641	MBS	-1,741
LAS	1,313	VCS	-1,217

HNX 外資買/賣超的前 5 名

證券代碼	買超金額 (Mil.VND)	證券代碼	賣超金額 (Mil.VND)
ACV	12,328	HPP	-3,534
VEA	3,579	MCH	-708
QNS	2,289	VGI	-428
MPC	2,135	PGB	-360
LTG	1,797	VTK	-255

UPCOM 外資買/賣超的前 5 名

源: FiinPro - YSVN

We Create Fortune

## 自營統計

證券代碼	買超金額 (Mil.VND)	證券代碼	賣超金額 (Mil.VND)
FUEVFNVD	20,241	PC1	90,740
E1VFN30	19,332	AAA	77,576
BID	7,589	STB	61,733
EVF	6,444	MBB	31,575
DGC	4,539	MWG	27,506

HSX 自營交易最大前名

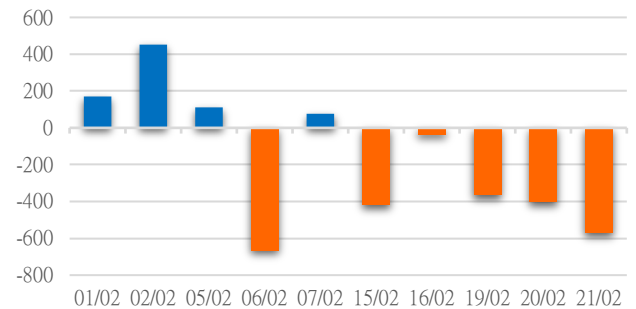
證券代碼	買超金額 (Mil.VND)	證券代碼	賣超金額 (Mil.VND)
PVS	1,850	IDC	3,282
LAS	950	NTP	218
HLD	319		

HNX 自營交易最大前名

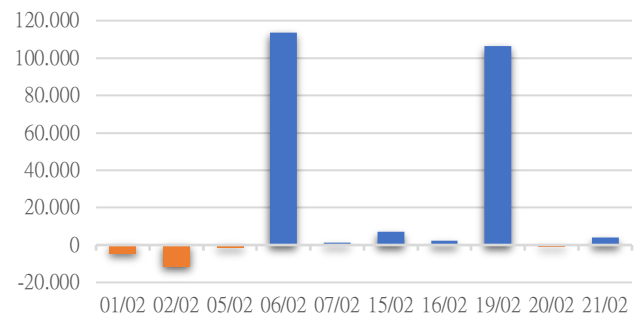
證券代碼	買超金額 (Mil.VND)	證券代碼	賣超金額 (Mil.VND)
VGT	1,120.98	BSR	3,905
		VTP	695
		QTP	535
		GDA	251

UPCoM 自營交易最大前名

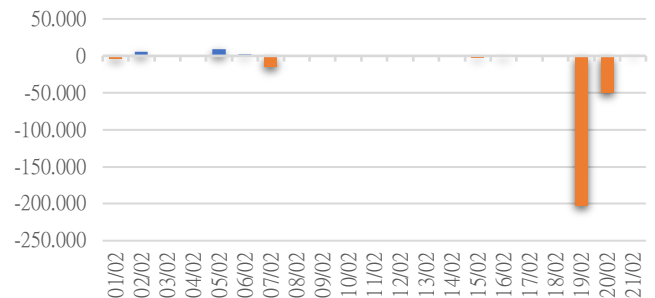
HSX 自營交易每日買/賣超 (BiVND)



HNX 自營交易每日買/賣超 (BiVND)



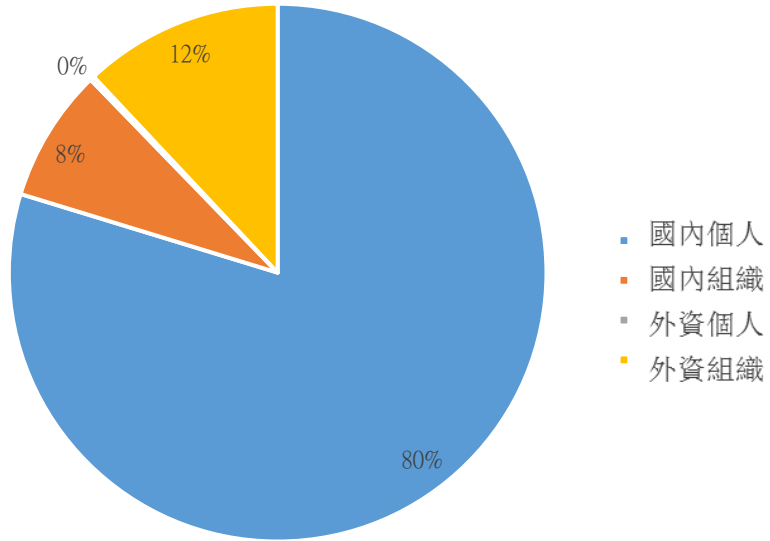
UPCoM 自營交易每日買/賣超 (BiVND)





We Create **Fortune**

### 越南證券市場投資人類別統計



資料源: FiinPro - YSVN



We Create Fortune

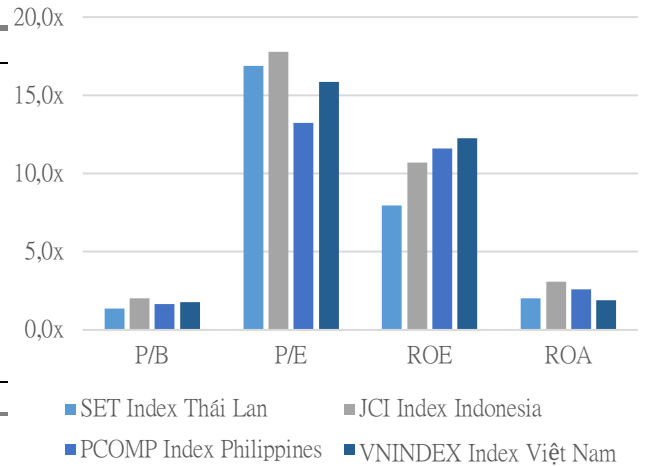
### 東南亞主要市場走勢比較



### 東南亞主要市場數據

	Thailand	Indonesia	Philippines	Vietnam
P/B	1.3x	2.0x	1.6x	1.8x
P/E	16.9x	17.8x	13.3x	15.9x
ROE	7.94%	10.71%	11.60%	12.27%
ROA	2.03%	3.07%	2.58%	1.89%
Vốn hóa	Tỷ USD 474.90	744.60	168.76	203.15
GTGD	Triệu USD 0.98	0.61	0.07	0.77
LS cổ tức	% 3.15	3.36	2.45	1.62

源：Bloomberg & YSVN







We Create **Fortune**

## 元大證券（越南）公司

### 個人客戶分析部

**Nguyễn Th ê Minh**  
研究分析經理  
+84 28 3622 6868 ext 3826  
minh.nguyen@yuanta.com.vn

**Lý Thị Hi ền**  
研究分析主管  
+84 28 3622 6868 ext 3908  
hien.ly@yuanta.com.vn

**Quách Đức Khánh**  
研究分析副主管  
+84 28 3622 6868 ext 3833  
khanh.quach@yuanta.com.vn

**Khổng Hữu Hiệp**  
高級分析專員  
+84 28 3622 6868 ext 3912  
hiiep.khong@yuanta.com.vn

**Nguyễn Trịnh Ngọc Hồng**  
高級分析專員  
+84 28 3622 6868 ext 3832  
hong.nguyen@yuanta.com.vn

**Phạm Tấn Phát**  
高級分析專員  
+84 28 3622 6868 ext 3880  
phat.pham@yuanta.com.vn

### 個人客戶業務部

**Phạm Đắc Thành**  
北部營業中心經理  
+84 28 3622 6868 ext 3416  
thanh.pham@yuanta.com.vn

**Võ Thị Thu Thủy**  
平陽分行經理  
+84 28 3622 6868 ext 3505  
thuy.vo@yuanta.com.vn

**Lương Kỳ Ty**  
堤岸分行經理  
+84 28 3622 6868 ext 3653  
ty.luong@yuanta.com.vn

**Bùi Quốc Phong**  
同奈分行經理  
+84 28 3622 6868 ext 3701  
phong.bui@yuanta.com.vn

**Võ Đình Tuấn**  
峴港分行經理  
+84 28 3622 6868 ext 3301  
tuan.vo@yuanta.com.vn

**Nguyễn Việt Quang**  
河內分行經理  
+84 28 3622 6868 ext 3404  
quang.nguyen@yuanta.com.vn

**Đinh Thị Thu Cúc**  
頭頓分行經理  
+84 28 3622 6868 ext 3203  
cuc.dinh@yuanta.com.vn



We Create **Fortune**

## Appendix A: Important Disclosures

### Analyst Certification

Each research analyst primarily responsible for the content of this research report, in whole or in part, certifies that with respect to each security or issuer that the analyst covered in this report: (1) all of the views expressed accurately reflect his or her personal views about those securities or issuers; and (2) no part of his or her compensation was, is, or will be, directly or indirectly, related to the specific recommendations or views expressed by that research analyst in the research report.

### Ratings Definitions

**BUY:** We have a positive outlook on the stock based on our expected absolute or relative return over the investment period. Our thesis is based on our analysis of the company's outlook, financial performance, catalysts, valuation and risk profile. We recommend investors add to their position.

**HOLD-Outperform:** In our view, the stock's fundamentals are relatively more attractive than peers at the current price. Our thesis is based on our analysis of the company's outlook, financial performance, catalysts, valuation and risk profile.

**HOLD-Underperform:** In our view, the stock's fundamentals are relatively less attractive than peers at the current price. Our thesis is based on our analysis of the company's outlook, financial performance, catalysts, valuation and risk profile.

**SELL:** We have a negative outlook on the stock based on our expected absolute or relative return over the investment period. Our thesis is based on our analysis of the company's outlook, financial performance, catalysts, valuation and risk profile. We recommend investors reduce their position.

**Under Review:** We actively follow the company, although our estimates, rating and target price are under review.

**Restricted:** The rating and target price have been suspended temporarily to comply with applicable regulations and/or Yuanta policies.

Note: Yuanta research coverage with a Target Price is based on an investment period of 12 months. Greater China Discovery Series coverage does not have a formal 12 month Target Price and the recommendation is based on an investment period specified by the analyst in the report.

### Global Disclaimer

© 2018 Yuanta. All rights reserved. The information in this report has been compiled from sources we believe to be reliable, but we do not hold ourselves responsible for its completeness or accuracy. It is not an offer to sell or solicitation of an offer to buy any securities. All opinions and estimates included in this report constitute our judgment as of this date and are subject to change without notice.

This report provides general information only. Neither the information nor any opinion expressed herein constitutes an offer or invitation to make an offer to buy or sell securities or other investments. This material is prepared for general circulation to clients and is not intended to provide tailored investment advice and does not take into account the individual financial situation and objectives of any specific person who may receive this report. Investors should seek financial advice regarding the appropriateness of investing in any securities, investments or investment strategies discussed or recommended in this report. The information contained in this report has been compiled from sources believed to be reliable but no representation or warranty, express or implied, is made as to its accuracy, completeness or correctness. This report is not (and should not be construed as) a solicitation to act as securities broker or dealer in any jurisdiction by any person or company that is not legally permitted to carry on such business in that jurisdiction.

Yuanta research is distributed in the United States only to Major U.S. Institutional Investors (as defined in Rule 15a-6 under the Securities Exchange Act of 1934, as amended and SEC staff interpretations thereof). All transactions by a US person in the securities mentioned in this report must be effected through a registered broker-dealer under Section 15 of the Securities Exchange Act of 1934, as amended. Yuanta research is distributed in Taiwan by Yuanta Securities Investment Consulting. Yuanta research is distributed in Hong Kong by Yuanta Securities (Hong Kong) Co. Limited, which is licensed in Hong Kong by the Securities and Futures Commission for regulated activities, including Type 4 regulated activity (advising on securities). In Hong Kong, this research report may not be redistributed, retransmitted or disclosed, in whole or in part or and any form or manner, without the express written