

當日市場：市場再度復甦，外資小幅買超

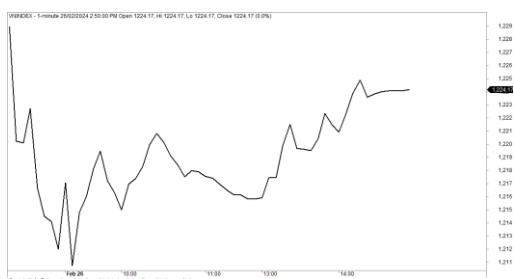
2024/02/27

市場走勢

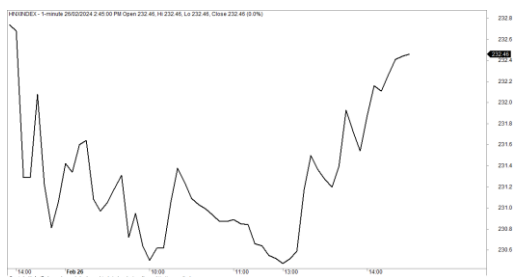
市場指數	VNI	HNI	UPCOM
收盤	1,224.17	232.86	90.49
%日	1.00%	0.77%	0.37%
%週	0.19%	-0.84%	0.11%
%月	2.93%	0.79%	3.10%
%年	15.03%	10.40%	16.49%
成交值(Bil.VND)			
當日	20,906	1,810	663
日均量/週	23,623	1,754	1,177
日均量/月	18,390	1,410	889
外資進出			
買進	1,850.08	86.28	21.98
賣出	2,623.21	108.09	30.69
買賣超	-773.13	-21.81	-8.70
市場漲跌家數			
上漲	205	107	135
下跌	122	63	160
持平	90	155	608
市場指標			
P/E	14.17	19.44	16.03
總市值 (兆盾)	4,930	311	1,145
股息殖利率 ²	0.00%	0.00%	0.00%

資料源: Bloomberg - YSVN

VNINDEX



HNIINDEX



市場走勢

市場在經歷了上周的大幅下跌之後，則在早盤繼續小幅下跌，但隨後均衡和再度復甦。VN-Index 收漲 1%，止於 1224.17 點，HNX-Index 上漲 0.77%，Upcom-Index 上漲 0.37%。3 大市場的交易額均達到 23 兆 3,790 億越南盾。

需求復甦至許多支柱股，如 BID (3.08%)、FPT (3.95%)、GVR (4.54%)、HPG (1.41%)、SSI (2.78%)、TCB (2.74%)、VRE (2.16%) 等積極上漲。相反，供應有所放緩，導致 VIC、VPB、GAS、SAB、SHB、STB 等下跌約 1%。

海鮮 (ASM、IDI、ANV、VHC)、證券 (FTS、HCM) 錄得突出的漲幅。此外，物流、化工、鋼鐵等行業也處於積極的走勢。

外資在 3 大市場反轉買超近 700 億越南盾，其中 DGC (2,150 億)、HCM (1,340 億)、SSI (380 億) 在買超方面領先。相反，STB (1,730 億)、VPB (990 億)、MWG (810 億) 被拋售最多的股票。

市場短期觀點

我們認為，當指數接近 2024 年 2 月 23 日的最高水平時，市場可能會快速再次調整。同時，市場仍處於調整階段，因此市場可能會持續出現漲跌交替的走勢，尤其是中小型股已確認短期下跌趨勢，下跌動能尚未確認放緩的跡象。市場上的各類股票處於分化階段，上漲股數量與下跌股數量比例處於均衡水平，顯示市場處於調整階段，趨勢在接下來的幾個交易日可能不明顯。

大盤的短期走勢仍維持上漲。因此，我們建議短期投資者不宜回購，應繼續將股票比例調整至均衡水平。

請在 <https://ysradar.yuanta.com.vn/> 查看有關股票的信號。



We Create Fortune

技術分析圖



指數技術分析圖 VN-Index



指數技術分析圖 HNX-Index

指數	短期趨勢	中期趨勢	阻力區 1	阻力區 2	支撐區 1	支撐區 2
VN-Index	中性	上漲	1253	1300	870	800
HNX-Index	上漲	上漲	260	306	189	160
VN30	上漲	上漲	1270	1300	980	960
VNMidcaps	下跌	上漲	1280	1250	963	900
VNSmallcaps	下跌	上漲	1250	1250	804	750



We Create **Fortune**

胡志明市交易所 (HSX)

	收盤	漲跌%
VNI	1224.17	1.00%
VN30	1233.31	0.84%
VN Mid	1805.84	1.59%
VN Small	1432.75	1.12%

河內交易所 (HSX)

	收盤	漲跌%
HNI	232.86	0.77%
HN30	494.09	1.19%
VNX AllSh	1239.52	1.07%

UPCOM 市場 (UPCoM)

	收盤	漲跌%
UPCoM	90.49	0.37%

外資交易	成交值 (Bil.VND)
買進	1850.077
賣出	2623.20794
買超/賣超	-773.130944

外資交易	成交值 (Bil.VND)
買進	86.28
賣出	108.09
買超/賣超	-21.81

外資交易	成交值 (Bil.VND)
買進	21.98
賣出	30.69
買超/賣超	-8.70

上漲排名/股碼	漲跌(VND)	漲跌%
DGC	7000	7.00%
HCM	1850	6.99%
DHM	620	6.97%
VHC	4500	6.97%
ANV	2150	6.92%

上漲排名/股碼	漲跌(VND)	漲跌%
KSV	2800	10.00%
IVS	1100	9.65%
TTH	400	7.69%
FID	200	7.41%
MBS	1800	6.87%

上漲排名/股碼	漲跌(VND)	漲跌%
VEF	81635584	3.68%
MVC	48995400	2.56%
PXL	40441603	2.48%
VGT	179670860	2.26%
GHC	22549702	2.07%

下跌排名/股碼	漲跌(VND)	漲跌%
ST8	-950	-6.74%
YEG	-250	-2.36%
EVG	-120	-2.23%
DVP	-1500	-2.16%
FIR	-200	-1.98%

下跌排名/股碼	漲跌(VND)	漲跌%
MCO	-1000	-5.21%
DL1	-200	-4.26%
GKM	-800	-2.55%
HGM	-1300	-2.49%
BNA	-300	-2.46%

下跌排名/股碼	漲跌(VND)	漲跌%
BOT	-255	-7.73%
STH	-940	-6.06%
BCA	-1068	-4.60%
DGT	-225	-4.02%
PGB	-800	-3.59%

*備註：市值>5,000 億盾；成交值>15 億盾

市值排名/股碼	Bil.VND
VCB	500,223,668
BID	305,543,364
CTG	191,440,206
VHM	188,761,831
GAS	175,011,576

市值排名/股碼	Bil.VND
IDC	18,875,996
PVS	17,254,583
HUT	16,422,220
SHS	14,474,190
THD	13,474,999

市值排名/股碼	Bil.VND
ACV	175,897,595
VGI	89,865,482
MCH	82,233,495
BSR	59,176,136
VEA	48,454,692

交易量排名/股碼	成交值	30 日均
SHB	34,911,563	40,852,526
HCM	31,999,431	7,537,362
VND	27,225,991	22,978,822
SSI	26,951,681	19,440,838
VIX	24,951,633	25,064,024

交易量排名/股碼	成交值	30 日均
SHS	357,092,928,700	17,038,442
VIF	0	739
MBS	221,550,862,100	4,237,852
CEO	113,716,937,800	6,908,850
HUT	71,517,143,900	4,284,872

交易量排名/股碼	成交值	30 日均
BSR	109,289,515,700	5,926,585
AAH	56,352,450,000	667,943
SBS	14,785,290,300	1,285,166
BCR	10,016,385,600	2,476,681
C4G	18,113,840,600	914,458

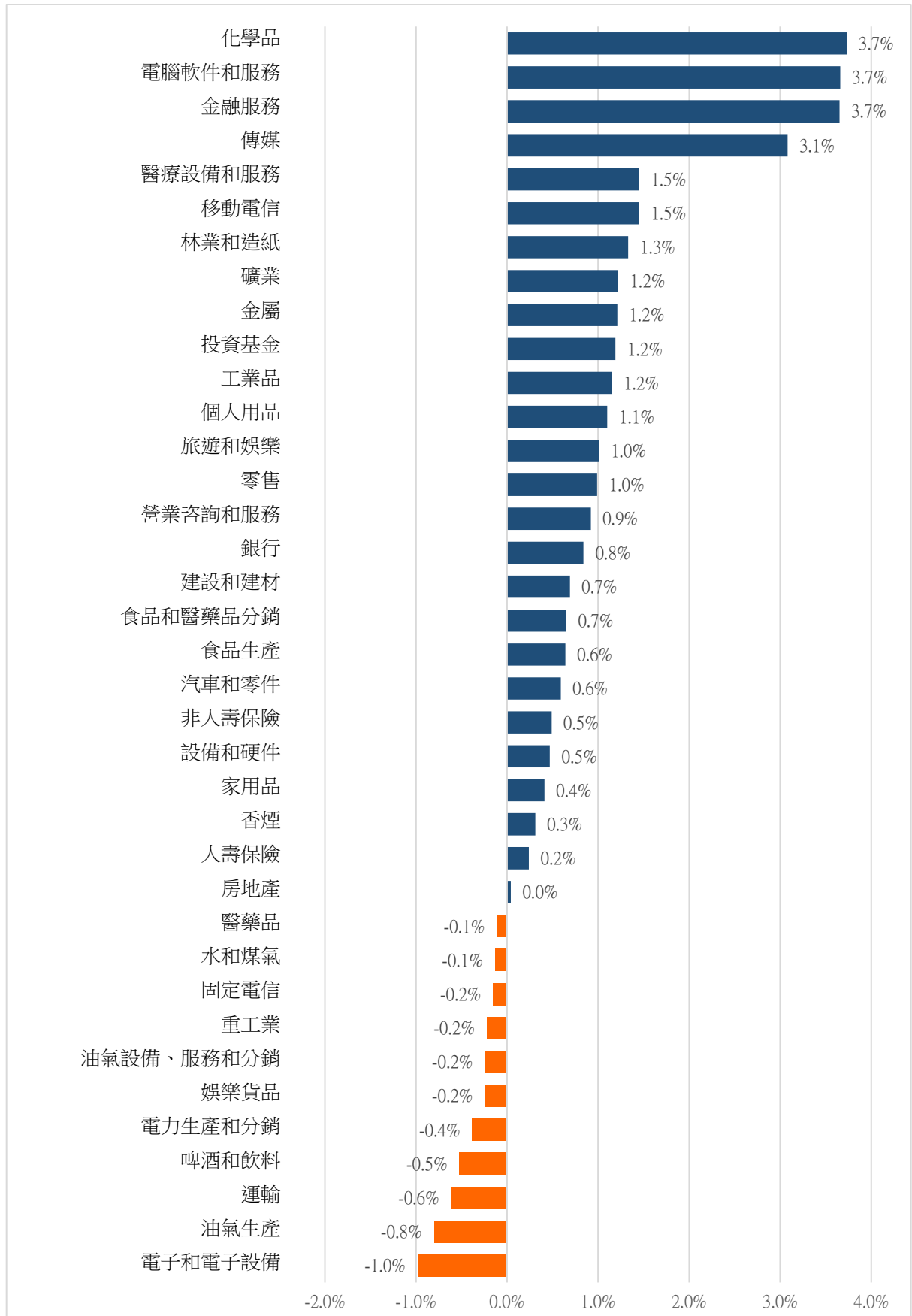
資料源: Bloomberg & Yuanta Research

資料源: Bloomberg & Yuanta Research

資料源: Bloomberg & Yuanta Research

We Create Fortune

各行業板塊的交易走勢



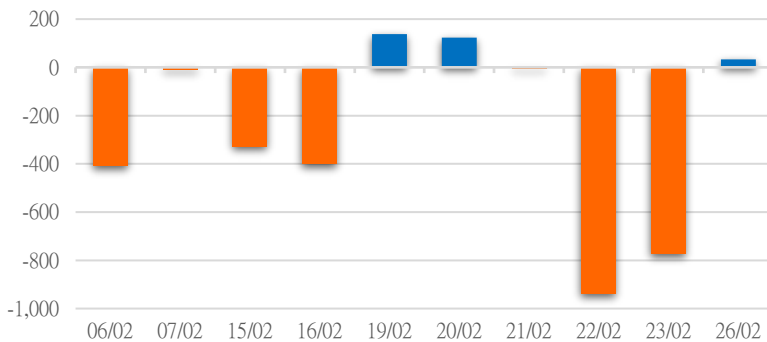
資料源: FiinPro - YSVN



We Create Fortune

外資買進賣統計

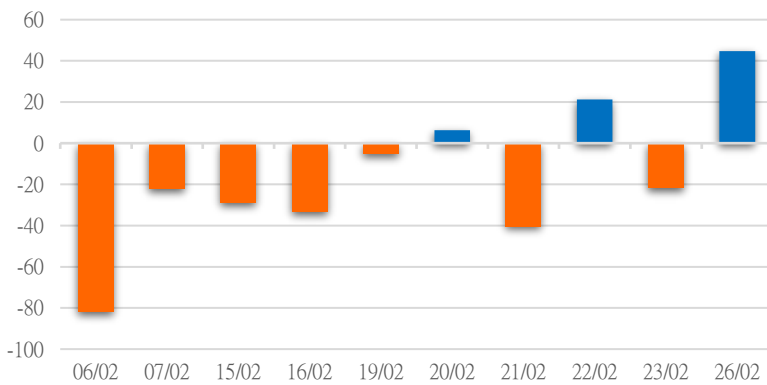
HSX 外資每日買/賣超



證券代碼	買超金額 (Mil.VND)	證券代碼	賣超金額 (Mil.VND)
DGC	214,884	STB	-173,212
HCM	134,072	VPB	-98,622
SSI	37,980	MWG	-81,417
HPG	37,400	MSN	-46,372
HAH	35,399	PVD	-35,505

HSX 外資買/賣超的前 5 名

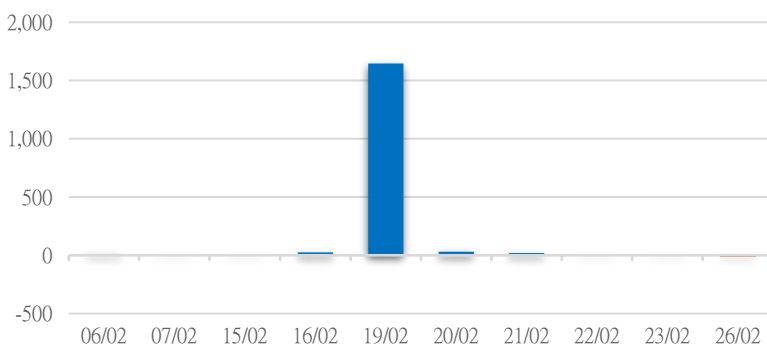
HNX 外資每日買/賣超



證券代碼	買超金額 (Mil.VND)	證券代碼	賣超金額 (Mil.VND)
IDC	31,551	SHS	-13,125
MBS	19,962	VCS	-2,501
CEO	7,384	PVS	-2,283
DTD	1,688	VFS	-1,790
HUT	1,386	TIG	-1,565

HNX 外資買/賣超的前 5 名

UPCOM 外資每日買/賣超



證券代碼	買超金額 (Mil.VND)	證券代碼	賣超金額 (Mil.VND)
ACV	1,958	QNS	-9,066
DDV	1,664	MCH	-5,334
VTP	1,597	MPC	-2,115
LTG	954	PGB	-921
VAB	924	IFS	-486

UPCOM 外資買/賣超的前 5 名

源: FiinPro - YSVN



We Create Fortune

自營統計

證券代碼	買超金額 (Mil.VND)	證券代碼	賣超金額 (Mil.VND)
FUEVFNVD	47,801	NKG	24,136
STB	26,496	ACB	15,328
ASM	25,871	PNJ	13,661
HPG	23,882	BID	13,576
AAA	23,312	GMD	13,355

HSX 自營交易最大前名

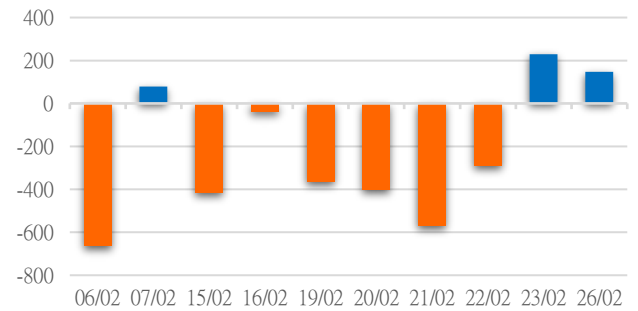
證券代碼	買超金額 (Mil.VND)	證券代碼	賣超金額 (Mil.VND)
SHS	3,535	HGM	31,010
PVS	715	IDC	865

HNX 自營交易最大前名

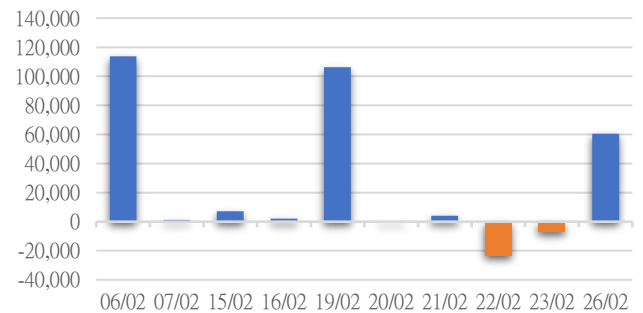
證券代碼	買超金額 (Mil.VND)	證券代碼	賣超金額 (Mil.VND)
BSR	2,874.00	VGT	1,599
		GDA	243

UPCoM 自營交易最大前名

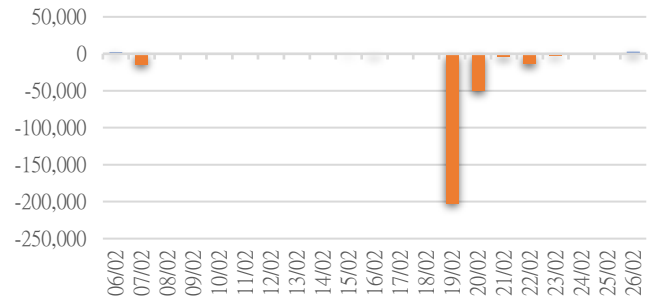
HSX 自營交易每日買/賣超 (BiVND)



HNX 自營交易每日買/賣超 (BiVND)



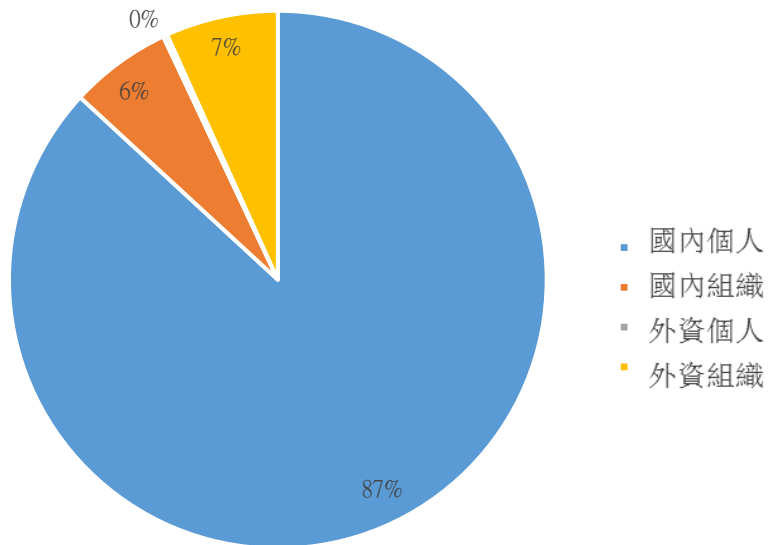
UPCoM 自營交易每日買/賣超 (BiVND)





We Create **Fortune**

越南證券市場投資人類別統計

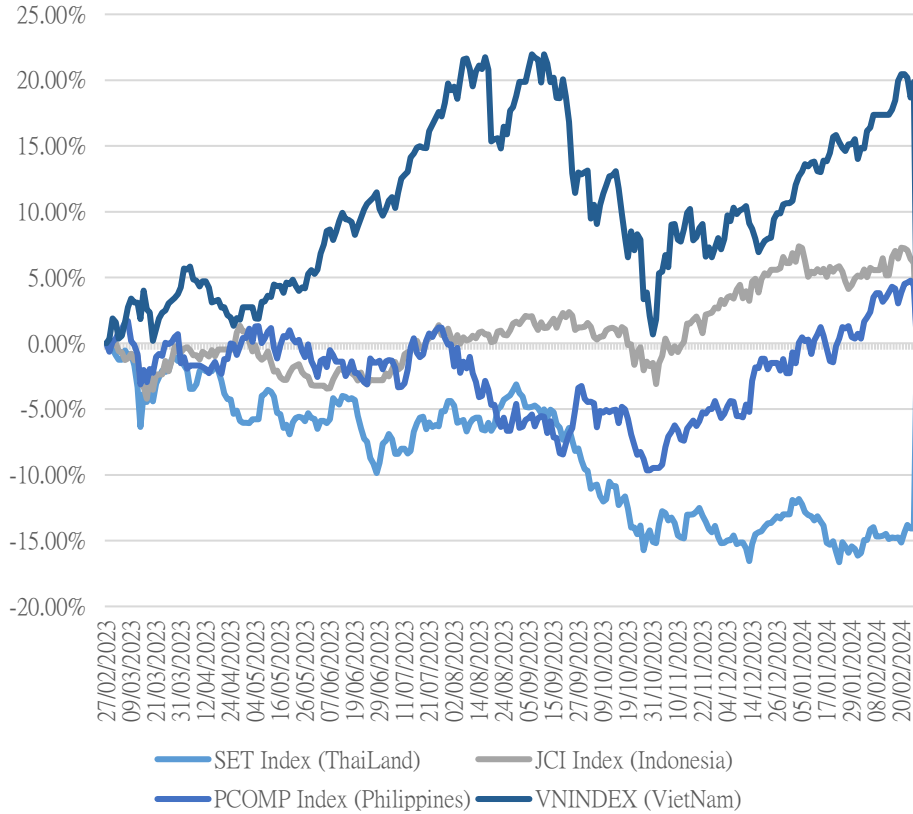


資料源: FiinPro - YSVN



We Create Fortune

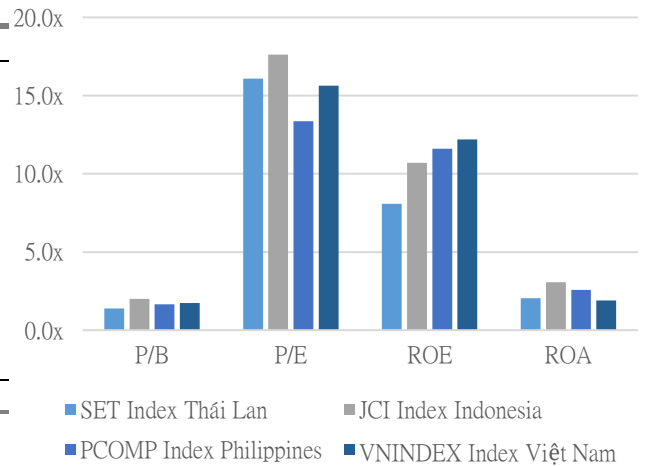
東南亞主要市場走勢比較



東南亞主要市場數據

		Thailand	Indonesia	Philippines	Vietnam
P/B		1.4x	2.0x	1.7x	1.7x
P/E		16.1x	17.6x	13.4x	15.6x
ROE	%	8.08	10.71	11.60	12.19
ROA	%	2.05	3.07	2.58	1.89
Vốn hóa	Tỷ USD	477.46	741.68	169.74	198.71
GTGD	Triệu USD	1.23	0.54	0.06	1.21
LS cổ tức	%	3.14	3.37	2.45	1.63

源：BloomBerg & YSVN



■ SET Index Thái Lan ■ JCI Index Indonesia
■ PCOMP Index Philippines ■ VNINDEX Index Việt Nam



We Create **Fortune**

元大證券（越南）公司

個人客戶分析部

Nguyễn Th ệ Minh
研究分析經理
+84 28 3622 6868 ext 3826
minh.nguyen@yuanta.com.vn

Lý Thị Hi ệ n
研究分析主管
+84 28 3622 6868 ext 3908
hien.ly@yuanta.com.vn

Quách Đức Khánh
研究分析副主管
+84 28 3622 6868 ext 3833
khanh.quach@yuanta.com.vn

Khổng Hữu Hiệp
高級分析專員
+84 28 3622 6868 ext 3912
hiiep.khong@yuanta.com.vn

Nguyễn Trịnh Ngọc Hồng
高級分析專員
+84 28 3622 6868 ext 3832
hong.nguyen@yuanta.com.vn

Phạm Tấn Phát
高級分析專員
+84 28 3622 6868 ext 3880
phat.pham@yuanta.com.vn

個人客戶業務部

Phạm Đắc Thành
北部營業中心經理
+84 28 3622 6868 ext 3416
thanh.pham@yuanta.com.vn

Võ Thị Thu Thủy
平陽分行經理
+84 28 3622 6868 ext 3505
thuy.vo@yuanta.com.vn

Lương Kỳ Ty
堤岸分行經理
+84 28 3622 6868 ext 3653
ty.luong@yuanta.com.vn

Bùi Quốc Phong
同奈分行經理
+84 28 3622 6868 ext 3701
phong.bui@yuanta.com.vn

Võ Đình Tuấn
峴港分行經理
+84 28 3622 6868 ext 3301
tuan.vo@yuanta.com.vn

Nguyễn Việt Quang
河內分行經理
+84 28 3622 6868 ext 3404
quang.nguyen@yuanta.com.vn

Đinh Thị Thu Cúc
頭頓分行經理
+84 28 3622 6868 ext 3203
cuc.dinh@yuanta.com.vn



We Create **Fortune**

Appendix A: Important Disclosures

Analyst Certification

Each research analyst primarily responsible for the content of this research report, in whole or in part, certifies that with respect to each security or issuer that the analyst covered in this report: (1) all of the views expressed accurately reflect his or her personal views about those securities or issuers; and (2) no part of his or her compensation was, is, or will be, directly or indirectly, related to the specific recommendations or views expressed by that research analyst in the research report.

Ratings Definitions

BUY: We have a positive outlook on the stock based on our expected absolute or relative return over the investment period. Our thesis is based on our analysis of the company's outlook, financial performance, catalysts, valuation and risk profile. We recommend investors add to their position.

HOLD-Outperform: In our view, the stock's fundamentals are relatively more attractive than peers at the current price. Our thesis is based on our analysis of the company's outlook, financial performance, catalysts, valuation and risk profile.

HOLD-Underperform: In our view, the stock's fundamentals are relatively less attractive than peers at the current price. Our thesis is based on our analysis of the company's outlook, financial performance, catalysts, valuation and risk profile.

SELL: We have a negative outlook on the stock based on our expected absolute or relative return over the investment period. Our thesis is based on our analysis of the company's outlook, financial performance, catalysts, valuation and risk profile. We recommend investors reduce their position.

Under Review: We actively follow the company, although our estimates, rating and target price are under review.

Restricted: The rating and target price have been suspended temporarily to comply with applicable regulations and/or Yuanta policies.

Note: Yuanta research coverage with a Target Price is based on an investment period of 12 months. Greater China Discovery Series coverage does not have a formal 12 month Target Price and the recommendation is based on an investment period specified by the analyst in the report.

Global Disclaimer

© 2018 Yuanta. All rights reserved. The information in this report has been compiled from sources we believe to be reliable, but we do not hold ourselves responsible for its completeness or accuracy. It is not an offer to sell or solicitation of an offer to buy any securities. All opinions and estimates included in this report constitute our judgment as of this date and are subject to change without notice.

This report provides general information only. Neither the information nor any opinion expressed herein constitutes an offer or invitation to make an offer to buy or sell securities or other investments. This material is prepared for general circulation to clients and is not intended to provide tailored investment advice and does not take into account the individual financial situation and objectives of any specific person who may receive this report. Investors should seek financial advice regarding the appropriateness of investing in any securities, investments or investment strategies discussed or recommended in this report. The information contained in this report has been compiled from sources believed to be reliable but no representation or warranty, express or implied, is made as to its accuracy, completeness or correctness. This report is not (and should not be construed as) a solicitation to act as securities broker or dealer in any jurisdiction by any person or company that is not legally permitted to carry on such business in that jurisdiction.

Yuanta research is distributed in the United States only to Major U.S. Institutional Investors (as defined in Rule 15a-6 under the Securities Exchange Act of 1934, as amended and SEC staff interpretations thereof). All transactions by a US person in the securities mentioned in this report must be effected through a registered broker-dealer under Section 15 of the Securities Exchange Act of 1934, as amended. Yuanta research is distributed in Taiwan by Yuanta Securities Investment Consulting. Yuanta research is distributed in Hong Kong by Yuanta Securities (Hong Kong) Co. Limited, which is licensed in Hong Kong by the Securities and Futures Commission for regulated activities, including Type 4 regulated activity (advising on securities). In Hong Kong, this research report may not be redistributed, retransmitted or disclosed, in whole or in part or and any form or manner, without the express written