

市場接近舊頂部
2024/03/14

合約走勢					
收盤	+/-	交易量	到期日	剩餘時間	
單位	點數	點數	合約	日期	日
VN30F2112	1271.3	31.5	245,044	21/03	10
VN30F2201	1265.0	20.6	2077	17/04	38
VN30F2203	1272.8	32.7	132	20/06	101
VN30F2206	1271.3	34.5	155	19/09	192

源自 Bloomberg - YSVN

合約更改交易量和持倉量				
單位	合約	+/- %	OI	+/- %
VN30F2112	245,044	7.2%	61,447	
VN30F2201	2,077	98.0%	1744	
VN30F2203	132	-45.7%	1,042	
VN30F2206	155	162.7%	210	

源自：Bloomberg - YSVN

合約的基差變動			
單位	基差	前一盤	+/-
單位	點數	點數	點數
VN30F2112	-1.0	-2.4	1.5
VN30F2201	-7.3	-2.4	-4.8
VN30F2203	0.5	-2.1	2.7
VN30F2206	-1.0	-5.4	4.5

源自：Bloomberg - YSVN

合約走勢

- 4 個期貨合約在早盤小幅上漲，並在午盤開始強勁加速。4 個期貨合約均收於高位，並在近期回歸舊頂部。具體而言，VN30F1M 上漲近 32 點，合約的基差收窄至 -1 點。
- 與前一交易日相比，VN30F2403 的成交量增加 7%，VN30F2404 增加 98%，VN30F2406 減少 46%，VN30F2409 增加 163%。

VN30F1M 的評估

- VN30F2403 大幅上漲並突破布林線上限，顯示上漲動能加速。RSI 指標深入超買區域，顯示則可能會出現短期技術調整。因此，VN30F2403 在下一個交易日可能會下跌至 1266 點附近，隨後再繼續上漲。不過，上漲勢頭無法突破 1275-1280 點的強勁阻力位。
- VN30F2403 合約的短期趨勢在日線圖上仍然下跌，追蹤停損於 1272 點。

投資策略

當天策略 (Intraday)	投資者考慮在 1266 點附近開設多頭，停損於 1264 點，預計止盈在 1272-1275 點。 空頭倉位考慮在 1273-1275 點開設，停損於 1278 點。
主要短期 趨勢策略 (Daily)	若 VN30F2404 在接下來的兩個交易日內無法突破 1275-1277 點，投資者可以考慮開設空頭。

Pham Tan Phat

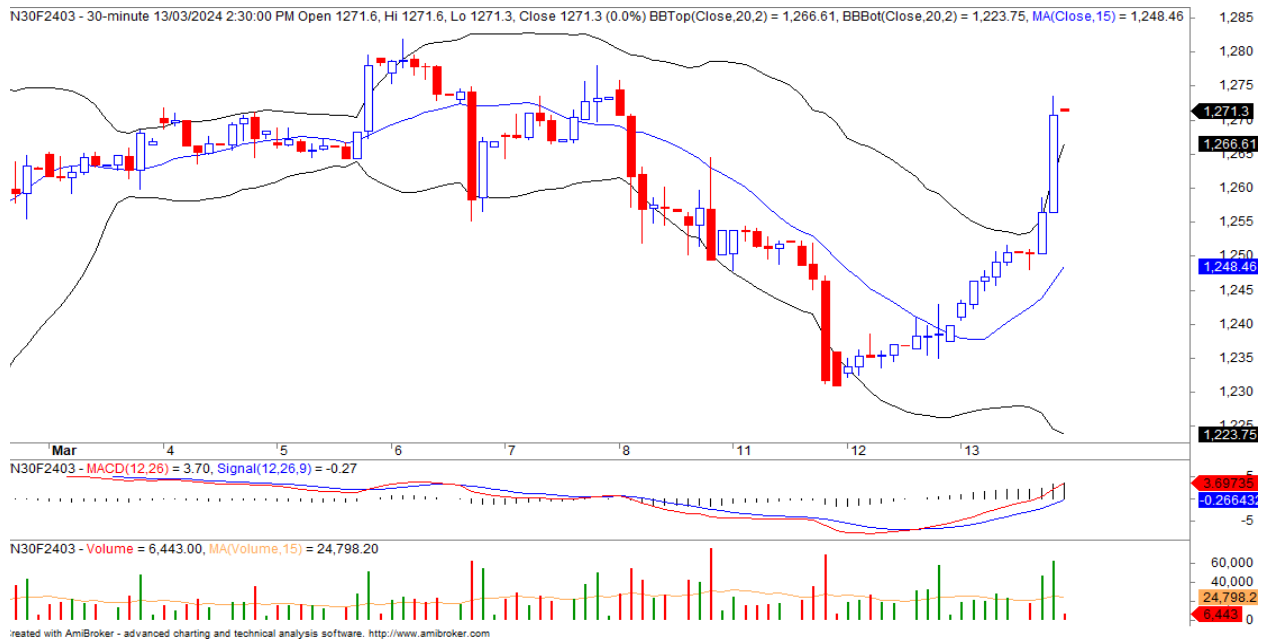
高級分析專員

 Email: phat.pham@yuanta.com.vn

Phone: (084) 28 3622 6868 ext 3880



VN30F1M 合約走勢圖

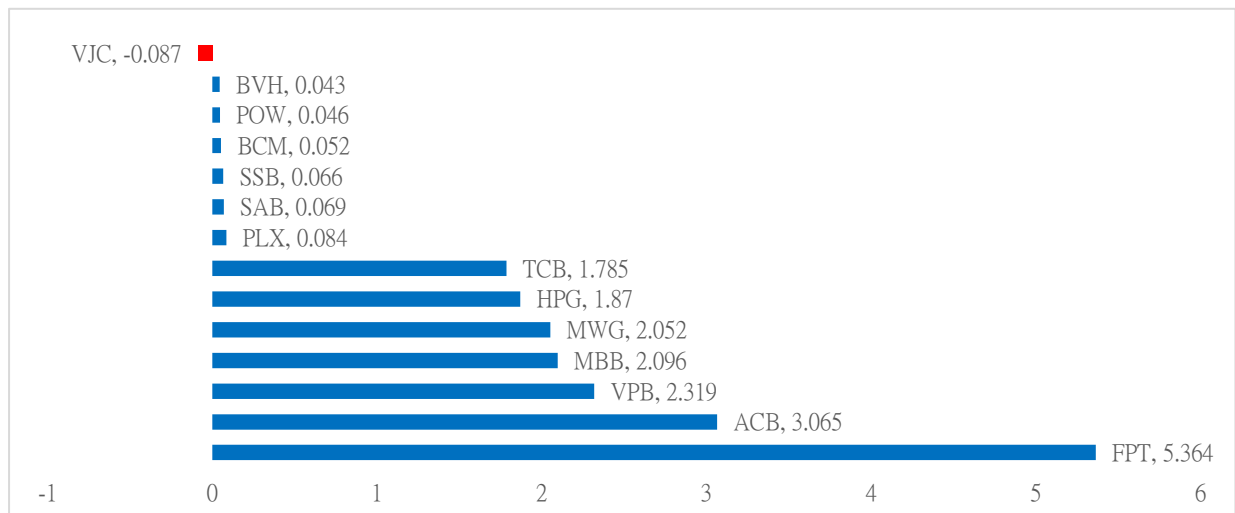


	VN30F2403-Daily	VN30F2403-1H
趨勢	下跌	上漲
支撐 1	1230	1266
支撐 2	1200	1255
阻力 1	1277	1275
阻力 2	1282	1277

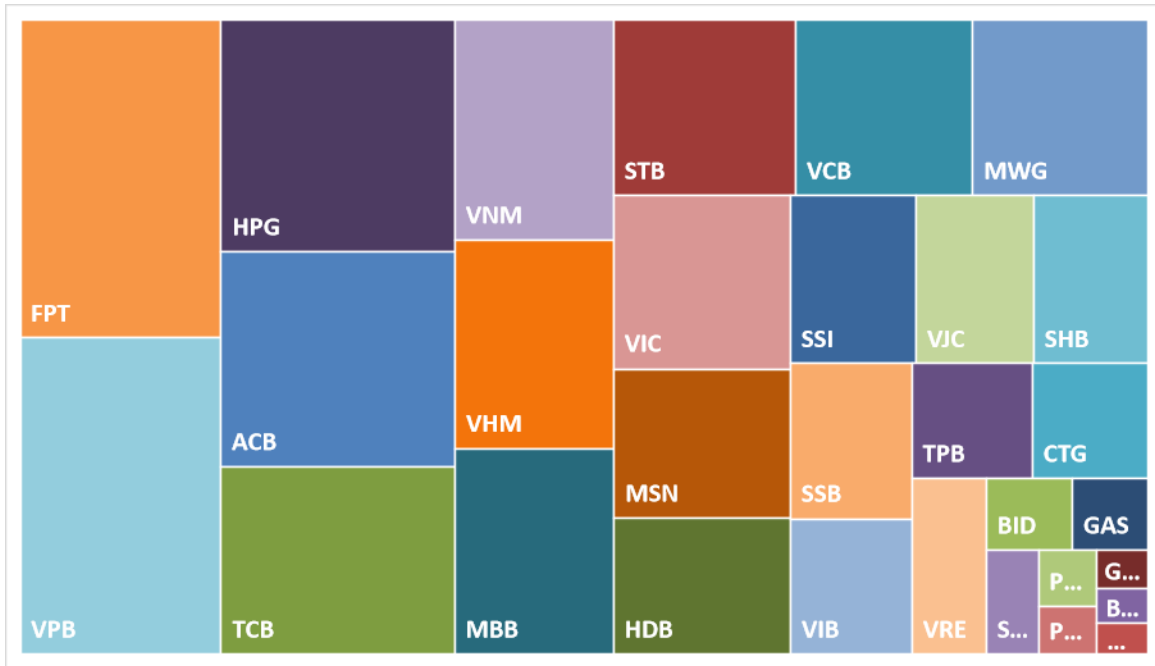
VN30-INDEX 指數走勢

VN30-Index 收盤上漲 2.42%，具有 29 檔上漲股和 1 檔下跌股，其中 FPT、ACB 和 VPB 幫助指數得分最多的股票。

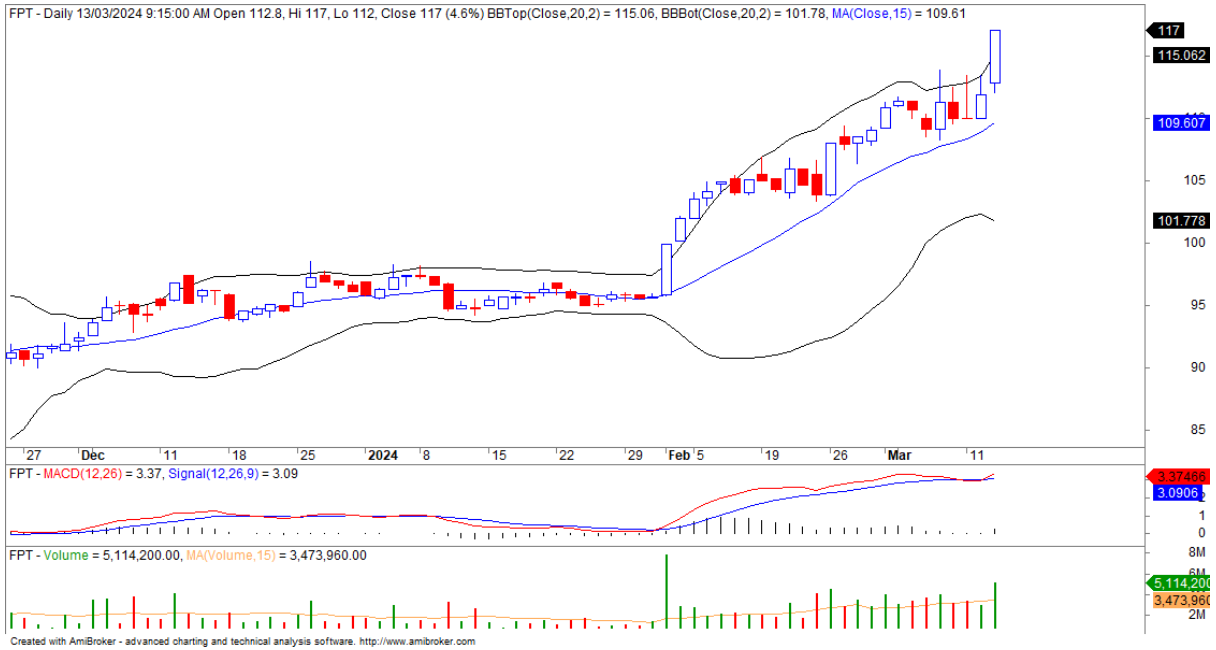
VN30-INDEX 中最有影響力的成份股



VN30-INDEX 中的資本化



FPT 的走勢圖



VN30-INDEX 中的成分股

股碼	公司名稱	行業	比重	收盤價	資本化	PER	PBR	3 個月平均交易量	外資持有	52 週最高	52 週最底
		單位	%	VND	Bil. VND	x	x	'000 cp	%	VND	VND
BID	越南投資與發展商業股份銀行	金融	7.4%	27,650	107,394	6.7	1.5	10,885	30%	28,400	20,739
KDH	Khang Dien 房屋貿易投資股份公司	房地產	0.2%	69,200	71,622	31.4	3.9	755	2%	83,800	56,500
CTG	越南工商股份銀行	金融	0.9%	52,600	299,843	13.9	2.5	1,707	17%	54,800	34,608
ACB	亞洲商業股份銀行	金融	0.3%	44,000	32,662	19.0	1.5	465	26%	50,000	38,600
PLX	越南油氣集團	能源	2.2%	35,150	188,755	9.4	1.5	8,313	27%	37,150	24,431
BVH	Bao Viet 集團	金融	9.7%	117,000	148,586	22.9	5.9	2,261	49%	117,000	67,043
FPT	FPT 發展投資工藝股份公司	科技	0.7%	79,000	181,442	15.2	2.8	942	2%	93,250	74,200
GAS	越南氣體總公司 - 股份公司	公用服務	0.4%	32,300	129,200	50.0	2.6	3,335	0%	33,000	14,100
POW	越南天然氣股份總公司	公用服務	3.8%	23,100	66,818	6.6	1.5	6,785	20%	23,800	15,087
HDB	胡志明市發展商業股份銀行	金融	7.5%	30,800	179,095	26.2	1.7	25,866	25%	31,400	19,850
HPG	Hoa Phat (和發) 集團股份公司	原材料	5.2%	23,850	124,356	6.0	1.3	19,258	23%	25,150	14,957
MBB	軍隊貿易股份銀行	金融	4.4%	80,900	115,755	275.2	4.4	3,214	28%	89,400	56,000
MSN	Masan 集團股份公司	必需消費品	4.3%	48,550	70,992	425.9	3.0	9,490	45%	59,300	33,600
MWG	世界移動通信投資股份公司	非必需消費品	0.3%	37,100	47,139	16.9	1.8	781	18%	42,200	31,300
NVL	Nova 房地產投資集團股份公司	房地產	0.4%	11,600	27,166	25.3	0.9	5,345	4%	14,200	10,550
PNJ	Phu Nhuan (富潤) 珠寶股份公司	非必需消費品	0.6%	59,600	76,441	19.0	3.2	962	61%	98,000	54,900
GVR	越南橡膠工業集團	原材料	2.6%	11,550	42,301	5.6	0.8	29,699	5%	13,600	8,390
PDR	Phat Dat 開發房地產股份公司	房地產	2.3%	22,600	56,403	15.2	1.9	1,369	0%	31,300	22,200
TPB	Tien Phong 股份商業銀行	金融	3.0%	37,950	56,892	24.8	2.5	21,277	#VALUE!	38,100	19,000
SAB	西貢啤酒 - 酒精 - 飲料股份公司	必需消費品	4.5%	30,850	58,159	7.5	1.3	18,693	24%	33,700	24,100
SSI	SSI 西貢證券股份公司	金融	7.4%	42,000	147,945	8.2	1.1	6,419	22%	43,500	25,850
STB	西貢商信銀行 (sacombank)	金融	1.9%	19,000	41,831	9.4	1.3	10,971	29%	20,250	15,411
TCB	越南技商股份銀行 (Techcombank)	金融	4.5%	96,000	536,553	16.2	3.2	1,481	24%	100,500	72,058
VCB	越南外商貿易股份銀行	金融	3.6%	42,950	187,020	5.6	1.0	6,602	22%	66,200	36,750
VHM	Vinhomes 股份公司	房地產	2.1%	22,050	55,937	6.6	1.5	5,110	21%	22,750	16,625
VIC	Vingroup 集團股份公司	房地產	4.0%	45,000	172,065	81.0	1.4	3,156	12%	76,600	38,700
VJC	Vietjet 越捷航空股份公司	工業	2.3%	102,200	55,353	139.7	3.5	740	17%	113,400	92,900
VNM	越南牛奶股份公司	必需消費品	4.5%	70,800	147,969	18.7	4.7	3,331	53%	81,200	65,500
VPB	Viet Nam Thịnh Vương (越南繁榮) 貿易股份銀行	金融	6.9%	19,050	151,141	13.0	1.1	13,031	28%	23,150	18,000
VRE	Vincom Retail 股份公司	房地產	1.8%	25,900	58,853	13.3	1.6	8,194	30%	32,000	21,600

元大證券（越南）公司

個人客戶分析部

Nguyễn Th ệ Minh
研究分析經理
+84 28 3622 6868 ext 3826
minh.nguyen@yuanta.com.vn

Lý Thị Hi ền
研究分析主管
+84 28 3622 6868 ext 3908
hien.ly@yuanta.com.vn

Quách Đức Khánh
研究分析副主管
+84 28 3622 6868 ext 3833
khanh.quach@yuanta.com.vn

Khổng Hữu Hiệp
高級分析專員
+84 28 3622 6868 ext 3912
hiep.khong@yuanta.com.vn

Nguyễn Trịnh Ngọc Hồng
高級分析專員
+84 28 3622 6868 ext 3832
hong.nguyen@yuanta.com.vn

Phạm Tấn Phát
高級分析專員
+84 28 3622 6868 ext 3880
phat.pham@yuanta.com.vn

個人客戶業務部

Phạm Đắc Thành
北部分行經理
+84 28 3622 6868 ext 3416
thanh.pham@yuanta.com.vn

Võ Thị Thu Thủy
平陽分行經理
+84 28 3622 6868 ext 3505
thuy.vo@yuanta.com.vn

Lương Kỷ Ty
堤岸分行經理
+84 28 3622 6868 ext 3653
ty.luong@yuanta.com.vn

Bùi Quốc Phong
同奈分行經理
+84 28 3622 6868 ext 3701
phong.bui@yuanta.com.vn

Võ Đình Tuấn
峴港分行經理
+84 28 3622 6868 ext 3301
tuan.vo@yuanta.com.vn

Nguyễn Việt Quang
河內分行經理
+84 28 3622 6868 ext 3404
quang.nguyen@yuanta.com.vn

Đinh Thị Thu Cúc
頭頓分行經理
+84 28 3622 6868 ext 3203
cuc.dinh@yuanta.com.vn

Appendix A: Important Disclosures

Analyst Certification

Each research analyst primarily responsible for the content of this research report, in whole or in part, certifies that with respect to each security or issuer that the analyst covered in this report: (1) all of the views expressed accurately reflect his or her personal views about those securities or issuers; and (2) no part of his or her compensation was, is, or will be, directly or indirectly, related to the specific recommendations or views expressed by that research analyst in the research report.

Ratings Definitions

BUY: We have a positive outlook on the stock based on our expected absolute or relative return over the investment period. Our thesis is based on our analysis of the company's outlook, financial performance, catalysts, valuation and risk profile. We recommend investors add to their position.

HOLD-Outperform: In our view, the stock's fundamentals are relatively more attractive than peers at the current price. Our thesis is based on our analysis of the company's outlook, financial performance, catalysts, valuation and risk profile.

HOLD-Underperform: In our view, the stock's fundamentals are relatively less attractive than peers at the current price. Our thesis is based on our analysis of the company's outlook, financial performance, catalysts, valuation and risk profile.

SELL: We have a negative outlook on the stock based on our expected absolute or relative return over the investment period. Our thesis is based on our analysis of the company's outlook, financial performance, catalysts, valuation and risk profile. We recommend investors reduce their position.

Under Review: We actively follow the company, although our estimates, rating and target price are under review.

Restricted: The rating and target price have been suspended temporarily to comply with applicable regulations and/or Yuanta policies.

Note: Yuanta research coverage with a Target Price is based on an investment period of 12 months. Greater China Discovery Series coverage does not have a formal 12 months Target Price and the recommendation is based on an investment period specified by the analyst in the report.

Global Disclaimer

© 2020 Yuanta. All rights reserved. The information in this report has been compiled from sources we believe to be reliable, but we do not hold ourselves responsible for its completeness or accuracy. It is not an offer to sell or solicitation of an offer to buy any securities. All opinions and estimates included in this report constitute our judgment as of this date and are subject to change without notice.

This report provides general information only. Neither the information nor any opinion expressed herein constitutes an offer or invitation to make an offer to buy or sell securities or other investments. This material is prepared for general circulation to clients and is not intended to provide tailored investment advice and does not take into account the individual financial situation and objectives of any specific person who may receive this report. Investors should seek financial advice regarding the appropriateness of investing in any securities, investments or investment strategies discussed or recommended in this report. The information contained in this report has been compiled from sources believed to be reliable but no representation or warranty, express or implied, is made as to its accuracy, completeness or correctness. This report is not (and should not be construed as) a solicitation to act as securities broker or dealer in any jurisdiction by any person or company that is not legally permitted to carry on such business in that jurisdiction.

Yuanta research is distributed in the United States only to Major U.S. Institutional Investors (as defined in Rule 15a-6 under the Securities Exchange Act of 1934, as amended and SEC staff interpretations thereof). All transactions by a US person in the securities mentioned in this report must be effected through a registered broker-dealer under Section 15 of the Securities Exchange Act of 1934, as amended. Yuanta research is distributed in Taiwan by Yuanta Securities Investment Consulting. Yuanta research is distributed in Hong Kong by Yuanta Securities (Hong Kong) Co. Limited, which is licensed in Hong Kong by the Securities and Futures Commission for regulated activities, including Type 4 regulated activity (advising on securities). In Hong Kong, this research report may not be redistributed, retransmitted or disclosed, in whole or in part or any form or manner, without the express written consent of Yuanta Securities (Hong Kong) Co. Limited.