

## 市場繼續調整

2024/03/20

合約走勢					
	收盤	+/-	交易量	到期日	剩餘時間
單位	點數	點數	合約	日期	日
VN30F2112	1230.0	-0.9	255,708	21/03	4
VN30F2201	1234.2	-3.4	7877	17/04	32
VN30F2203	1236.2	-1.5	114	20/06	95
VN30F2206	1237.6	-2.3	83	19/09	186

源自 Bloomberg - YSVN

合約更改交易量和持倉量				
	交易量	+/-	OI	+/-
單位	合約	%		%
VN30F2112	255,708	-26.9%	61,447	
VN30F2201	7,877	0.4%	1744	
VN30F2203	114	-12.3%	1,042	
VN30F2206	83	-39.0%	210	

源自：Bloomberg - YSVN

合約的基差變動			
	基差	前一盤	+/-
單位	點數	點數	點數
VN30F2112	-4.7	-4.8	0.1
VN30F2201	-0.5	-4.8	4.3
VN30F2203	1.5	2.0	-0.5
VN30F2206	2.9	4.2	-1.3

源自：Bloomberg - YSVN

### 合約走勢

- 4 個期貨合約再次在窄幅波動，VN30F1M 收盤無有太大變化。該合約的基差收盤時錄得 -4.7 點，反映了 VN30F2403 合約在該合約到期周時的謹慎情緒。
- 與前一交易日相比，VN30F2403 的成交量減少 27%，VN30F2404 微有增加，VN30F2406 和 VN30F2409 分別減少 12% 和 39%。

### VN30F1M 的評估

- VN30F2403 在日線圖中放緩跌勢，因為則下跌至布林帶的下限。Hamari 形小燭台模式顯示震盪狀態可能會形成，價格走勢圖處於短期調整階段。但 MACD 指標維持賣出的信號，並仍尚未突破 1239-1244 點，因此 T3 合約在剩餘交易日中仍可能會面臨波動壓力。
- VN30F2403 合約的短期趨勢在日線圖上仍然下跌，追蹤停損於 1271 點。

### 投資策略

當天策略 (Intraday)	投資者在盤初考慮在 1236-1240 點開設空頭，停損於 1243 點，止盈在 1228 點。
主要短期趨勢策略 (Daily)	投資者持有 VN30F2403 空頭倉位，停損於 1245 點。

Pham Tan Phat

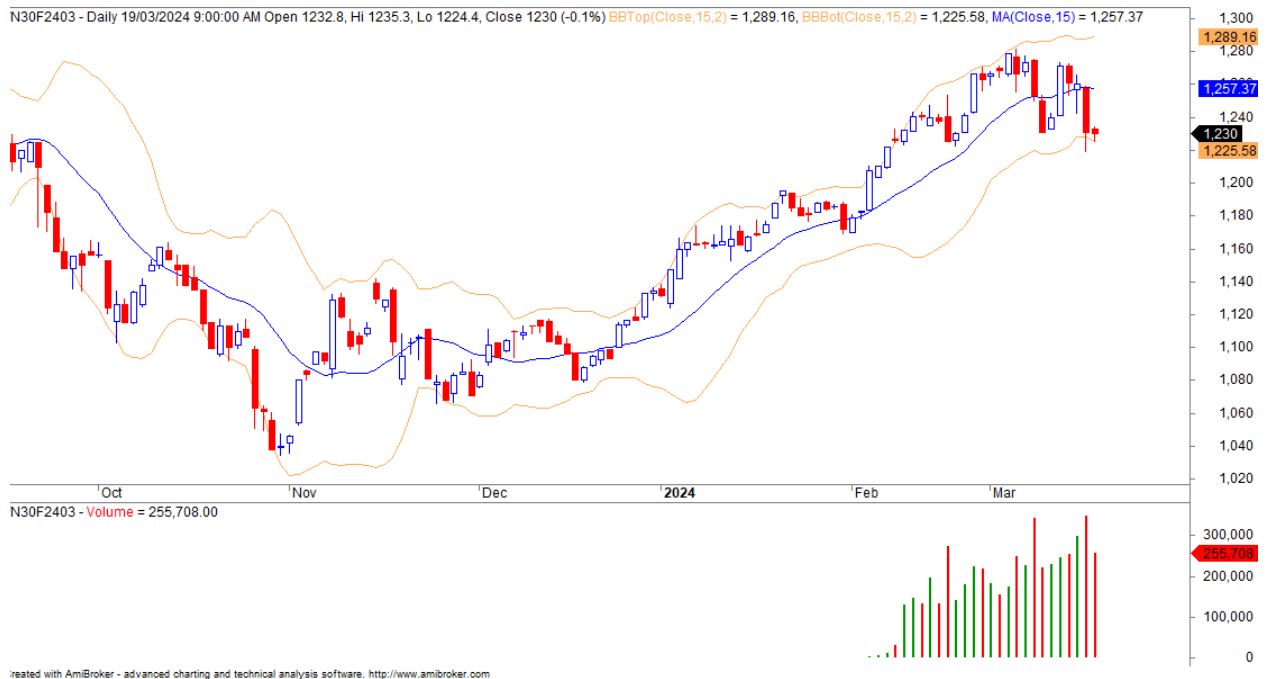
高級分析專員

Email: [phat.pham@yuanta.com.vn](mailto:phat.pham@yuanta.com.vn)

Phone: (084) 28 3622 6868 ext 3880



### VN30F1M 合約走勢圖

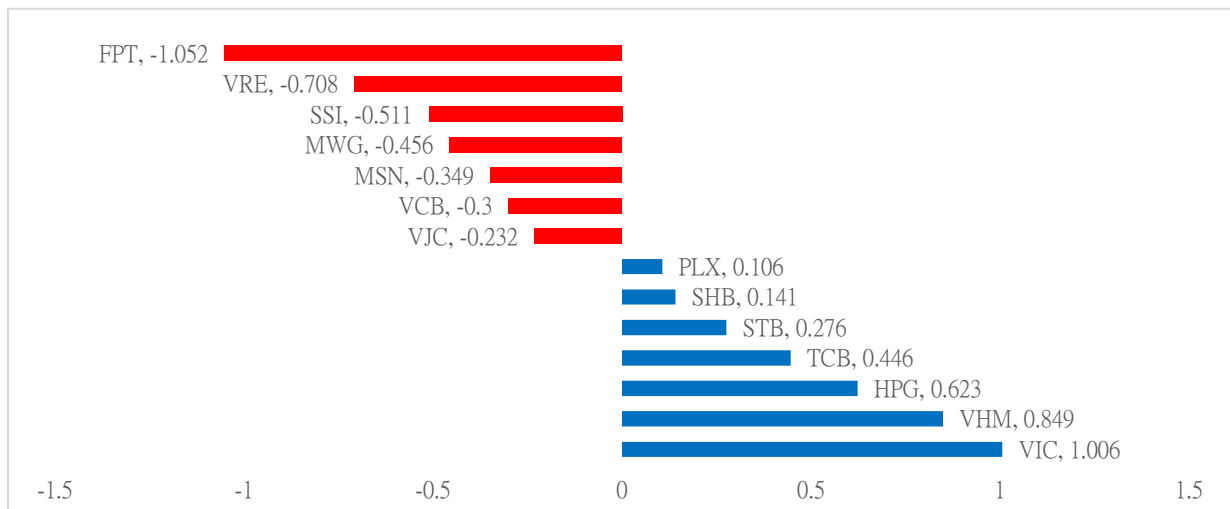


	VN30F2403-Daily	VN30F2403-1H
趨勢	下跌	下跌
支撐 1	1216	1226
支撐 2	1200	1218
阻力 1	1260	1235
阻力 2	1282	1243

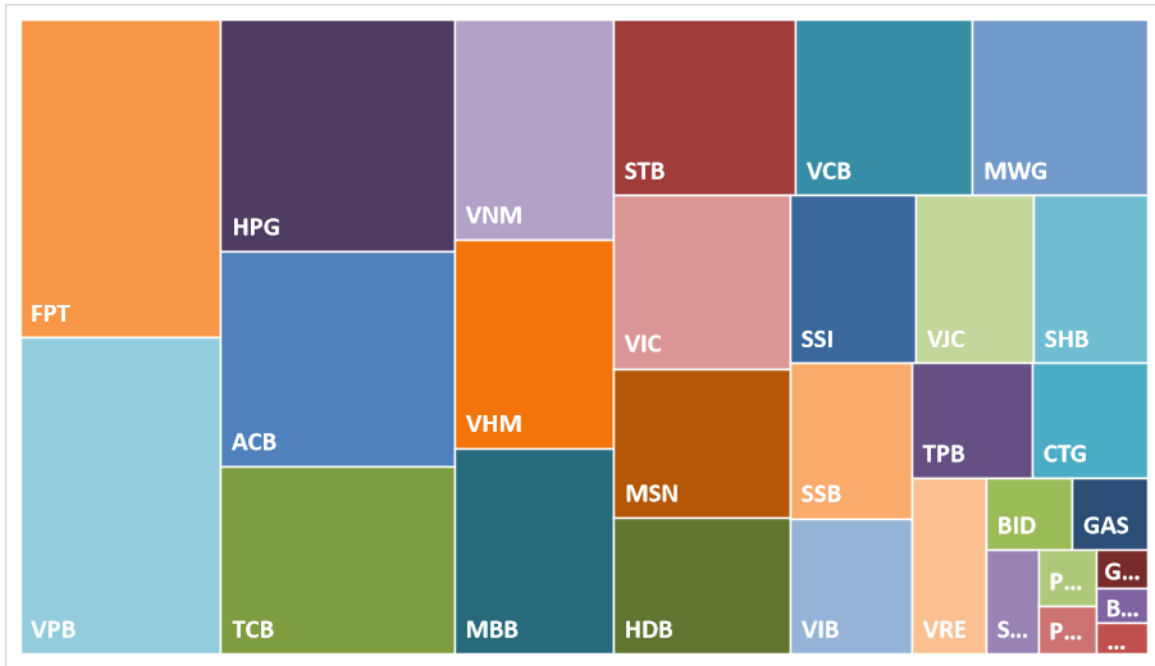
### VN30-INDEX 指數走勢

VN30-Index 收盤下跌 0.08%，具有 28 檔下跌股和 2 檔上漲股，其中 FPT、TCB 和 VPB 導致指數下跌最多的股票。

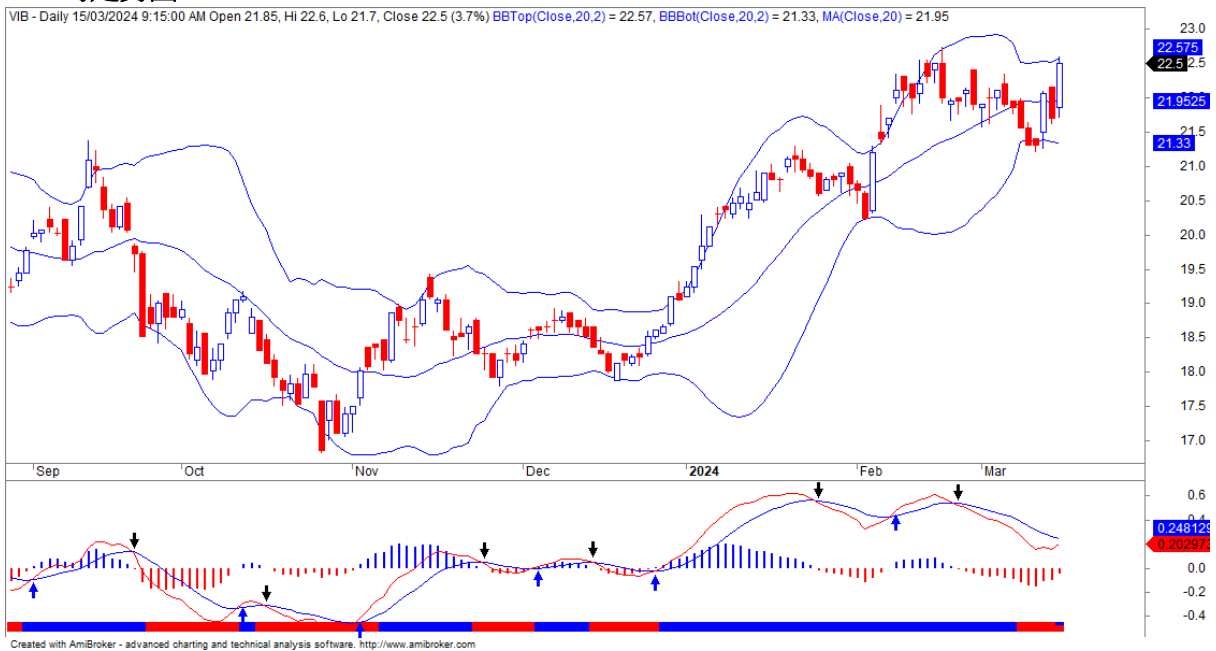
### VN30-INDEX 中最有影響力的成份股



### VN30-INDEX 中的資本化



### VIB 的走勢圖



**VN30-INDEX 中的成分股**

股碼	公司名稱	行業	比重	收盤價	資本化	PER	PBR	3 個月平均交易量	外資持有	52 週最高	52 週最底
		單位	%	VND	Bil. VND	x	x	'000 cp	%	VND	VND
BID	越南投資與發展商業股份銀行	金融	7.4%	26,850	104,287	6.5	1.5	11,199	30%	28,400	20,739
KDH	Khang Dien 房屋貿易投資股份公司	房地產	0.2%	64,400	66,654	29.2	3.7	841	2%	83,500	56,500
CTG	越南工商股份銀行	金融	0.9%	51,600	294,142	13.6	2.5	1,752	17%	54,800	34,608
ACB	亞洲商業股份銀行	金融	0.2%	42,000	31,178	18.1	1.5	478	26%	50,000	38,600
PLX	越南油氣集團	能源	2.1%	33,300	178,821	8.9	1.4	8,635	27%	37,150	24,431
BVH	Bao Viet 集團	金融	9.5%	112,000	142,237	21.9	5.7	2,409	49%	118,500	67,043
FPT	FPT 發展投資工藝股份公司	科技	0.7%	79,700	183,050	15.3	2.9	1,061	2%	93,250	74,200
GAS	越南氣體總公司 - 股份公司	公用服務	0.4%	32,550	130,200	50.4	2.6	3,716	0%	35,800	14,100
POW	越南天然氣股份總公司	公用服務	3.8%	22,350	64,649	6.4	1.5	6,727	20%	23,800	15,087
HDB	胡志明市發展商業股份銀行	金融	7.5%	29,800	173,281	25.4	1.7	26,109	25%	31,400	19,850
HPG	Hoa Phat (和發) 集團股份公司	原材料	5.2%	23,200	120,967	5.9	1.3	20,281	23%	25,150	14,957
MBB	軍隊貿易股份銀行	金融	4.4%	77,400	110,747	263.3	4.2	3,482	28%	89,400	56,000
MSN	Masan 集團股份公司	必需消費品	4.2%	45,500	66,532	399.1	2.9	9,666	45%	59,300	33,600
MWG	世界移動通信投資股份公司	非必需消費品	0.3%	37,450	47,584	17.1	1.8	882	18%	42,200	31,300
NVL	Nova 房地產投資集團股份公司	房地產	0.4%	11,250	26,346	24.5	0.8	5,626	4%	14,200	10,550
PNJ	Phu Nhuan (富潤) 珠寶股份公司	非必需消費品	0.6%	56,900	72,978	18.2	3.0	1,035	61%	96,100	54,900
GVR	越南橡膠工業集團	原材料	2.6%	11,200	41,019	5.4	0.8	29,735	5%	13,600	8,407
PDR	Phat Dat 開發房地產股份公司	房地產	2.4%	22,450	56,028	15.2	1.8	1,391	0%	31,300	22,100
TPB	Tien Phong 股份商業銀行	金融	3.0%	36,150	54,194	23.6	2.3	22,647	#VALUE!	39,000	19,350
SAB	西貢啤酒 - 酒精 - 飲料股份公司	必需消費品	4.5%	30,400	57,311	7.4	1.3	19,047	24%	33,700	24,150
SSI	SSI 西貢證券股份公司	金融	7.3%	40,300	141,957	7.9	1.1	6,809	22%	43,500	25,850
STB	西貢商信銀行 (sacombank)	金融	1.9%	18,200	40,070	9.0	1.2	11,397	29%	20,250	15,411
TCB	越南技商股份銀行 (Techcombank)	金融	4.5%	92,500	516,991	15.6	3.1	1,549	24%	100,500	72,058
VCB	越南外商貿易股份銀行	金融	3.7%	42,900	186,802	5.6	1.0	6,885	22%	66,200	36,750
VHM	Vinhomes 股份公司	房地產	2.2%	22,100	56,063	6.6	1.5	5,314	21%	22,750	16,625
VIC	Vingroup 集團股份公司	房地產	4.3%	47,000	179,712	84.6	1.4	3,238	12%	76,600	38,700
VJC	Vietjet 越捷航空股份公司	工業	2.4%	101,000	54,703	138.1	3.5	727	17%	113,400	92,900
VNM	越南牛奶股份公司	必需消費品	4.5%	67,800	141,699	17.9	4.5	3,502	53%	81,200	65,500
VPB	Viet Nam Thịnh Vương (越南繁榮) 貿易股份銀行	金融	6.8%	18,150	144,001	12.4	1.1	13,350	28%	23,150	17,950
VRE	Vincom Retail 股份公司	房地產	1.9%	26,750	60,785	13.8	1.6	9,045	30%	32,000	21,600

## 元大證券（越南）公司

### 個人客戶分析部

**Nguyễn Th ệ Minh**  
研究分析經理  
+84 28 3622 6868 ext 3826  
minh.nguyen@yuanta.com.vn

**Lý Thị Hi ền**  
研究分析主管  
+84 28 3622 6868 ext 3908  
hien.ly@yuanta.com.vn

**Quách Đức Khánh**  
研究分析副主管  
+84 28 3622 6868 ext 3833  
khanh.quach@yuanta.com.vn

**Khổng Hữu Hiệp**  
高級分析專員  
+84 28 3622 6868 ext 3912  
hiep.khong@yuanta.com.vn

**Nguyễn Trịnh Ngọc Hồng**  
高級分析專員  
+84 28 3622 6868 ext 3832  
hong.nguyen@yuanta.com.vn

**Phạm Tấn Phát**  
高級分析專員  
+84 28 3622 6868 ext 3880  
phat.pham@yuanta.com.vn

### 個人客戶業務部

**Phạm Đắc Thành**  
北部分行經理  
+84 28 3622 6868 ext 3416  
thanh.pham@yuanta.com.vn

**Võ Thị Thu Thủy**  
平陽分行經理  
+84 28 3622 6868 ext 3505  
thuy.vo@yuanta.com.vn

**Lương Kỳ Ty**  
堤岸分行經理  
+84 28 3622 6868 ext 3653  
ty.luong@yuanta.com.vn

**Bùi Quốc Phong**  
同奈分行經理  
+84 28 3622 6868 ext 3701  
phong.bui@yuanta.com.vn

**Võ Đình Tuấn**  
峴港分行經理  
+84 28 3622 6868 ext 3301  
tuan.vo@yuanta.com.vn

**Nguyễn Việt Quang**  
河內分行經理  
+84 28 3622 6868 ext 3404  
quang.nguyen@yuanta.com.vn

**Đinh Thị Thu Cúc**  
頭頓分行經理  
+84 28 3622 6868 ext 3203  
cuc.dinh@yuanta.com.vn

## Appendix A: Important Disclosures

### Analyst Certification

Each research analyst primarily responsible for the content of this research report, in whole or in part, certifies that with respect to each security or issuer that the analyst covered in this report: (1) all of the views expressed accurately reflect his or her personal views about those securities or issuers; and (2) no part of his or her compensation was, is, or will be, directly or indirectly, related to the specific recommendations or views expressed by that research analyst in the research report.

### Ratings Definitions

**BUY:** We have a positive outlook on the stock based on our expected absolute or relative return over the investment period. Our thesis is based on our analysis of the company's outlook, financial performance, catalysts, valuation and risk profile. We recommend investors add to their position.

**HOLD-Outperform:** In our view, the stock's fundamentals are relatively more attractive than peers at the current price. Our thesis is based on our analysis of the company's outlook, financial performance, catalysts, valuation and risk profile.

**HOLD-Underperform:** In our view, the stock's fundamentals are relatively less attractive than peers at the current price. Our thesis is based on our analysis of the company's outlook, financial performance, catalysts, valuation and risk profile.

**SELL:** We have a negative outlook on the stock based on our expected absolute or relative return over the investment period. Our thesis is based on our analysis of the company's outlook, financial performance, catalysts, valuation and risk profile. We recommend investors reduce their position.

**Under Review:** We actively follow the company, although our estimates, rating and target price are under review.

**Restricted:** The rating and target price have been suspended temporarily to comply with applicable regulations and/or Yuanta policies.

Note: Yuanta research coverage with a Target Price is based on an investment period of 12 months. Greater China Discovery Series coverage does not have a formal 12 months Target Price and the recommendation is based on an investment period specified by the analyst in the report.

### Global Disclaimer

© 2020 Yuanta. All rights reserved. The information in this report has been compiled from sources we believe to be reliable, but we do not hold ourselves responsible for its completeness or accuracy. It is not an offer to sell or solicitation of an offer to buy any securities. All opinions and estimates included in this report constitute our judgment as of this date and are subject to change without notice.

This report provides general information only. Neither the information nor any opinion expressed herein constitutes an offer or invitation to make an offer to buy or sell securities or other investments. This material is prepared for general circulation to clients and is not intended to provide tailored investment advice and does not take into account the individual financial situation and objectives of any specific person who may receive this report. Investors should seek financial advice regarding the appropriateness of investing in any securities, investments or investment strategies discussed or recommended in this report. The information contained in this report has been compiled from sources believed to be reliable but no representation or warranty, express or implied, is made as to its accuracy, completeness or correctness. This report is not (and should not be construed as) a solicitation to act as securities broker or dealer in any jurisdiction by any person or company that is not legally permitted to carry on such business in that jurisdiction.

Yuanta research is distributed in the United States only to Major U.S. Institutional Investors (as defined in Rule 15a-6 under the Securities Exchange Act of 1934, as amended and SEC staff interpretations thereof). All transactions by a US person in the securities mentioned in this report must be effected through a registered broker-dealer under Section 15 of the Securities Exchange Act of 1934, as amended. Yuanta research is distributed in Taiwan by Yuanta Securities Investment Consulting. Yuanta research is distributed in Hong Kong by Yuanta Securities (Hong Kong) Co. Limited, which is licensed in Hong Kong by the Securities and Futures Commission for regulated activities, including Type 4 regulated activity (advising on securities). In Hong Kong, this research report may not be redistributed, retransmitted or disclosed, in whole or in part or any form or manner, without the express written consent of Yuanta Securities (Hong Kong) Co. Limited.