

當日市場：市場處於強勁震盪的階段，外資再次賣超

2024/03/01

市場走勢

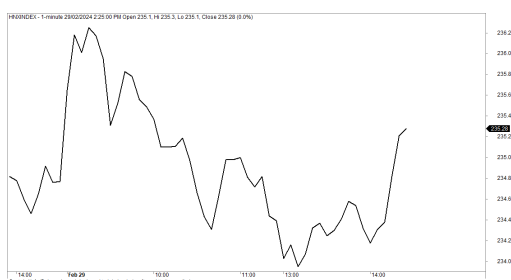
市場指數	VNI	HNI	UPCOM
收盤	1,252.73	235.46	90.63
%日	-0.15%	0.13%	0.09%
%週	1.99%	0.56%	-0.08%
%月	6.71%	2.50%	3.24%
%年	22.43%	16.20%	18.45%
成交值(Bil.VND)			
當日	26,075	2,160	631
日均量/週	23,265	1,914	798
日均量/月	19,882	1,566	910
外資進出			
買進	2,528.47	96.31	18.80
賣出	2,915.21	134.98	10.61
買賣超	-386.75	-38.66	8.18
市場漲跌家數			
上漲	128	65	139
下跌	197	83	167
持平	93	177	597
市場指標			
P/E	14.51	19.69	16.72
總市值 (兆盾)	5,045	316	1,150
股息殖利率	0.00%	0.00%	0.00%

資料源: Bloomberg - YSVN

VNINDEX



HNIINDEX



市場走勢

上漲勢頭有所放緩，但大型股繼續良好，幫助指數錨定在高位。VN-Index 收盤下跌 0.15%，止於 1252.73 點，HNX-Index 反轉上漲 0.13%，Upcom-Index 上漲 0.09%。3 大市場的交易額均達到 28 兆 8,660 億越南盾。

Vingroup 股 (VIC、VHM、VRE) 以及 BID (-1.67%)、CTG (-1.11%)、GVR (-1.04%)、MBB (-1.02%)、POW (-1.27%) 等調整。相反，SAB (1.39%)、SSI (2.49%)、HPG (1.31%)、BVH (1.06%)、MSN (3.07%)、MWG (1.99%) 積極上漲。然而，VN30-Index 的寬度錄得 18 檔下跌股和 9 檔上漲股。

中檔房地產股如 NLG (3.66%)、KDH (6.94%)、DXG (1.11%) 以及 FTS (6.94%)、ASM (2.65%) 等均積極上漲。

外資在 3 大市場反轉賣超 4,200 億越南盾，其中 VHM (2,110 億)、VRE (1,720 億)、VNM (1,160 億) 被拋售最多的股票。相反，SSI (1,790 億)、HPG (910 億)、NLG (560 億) 在買超方面領先。

市場短期觀點

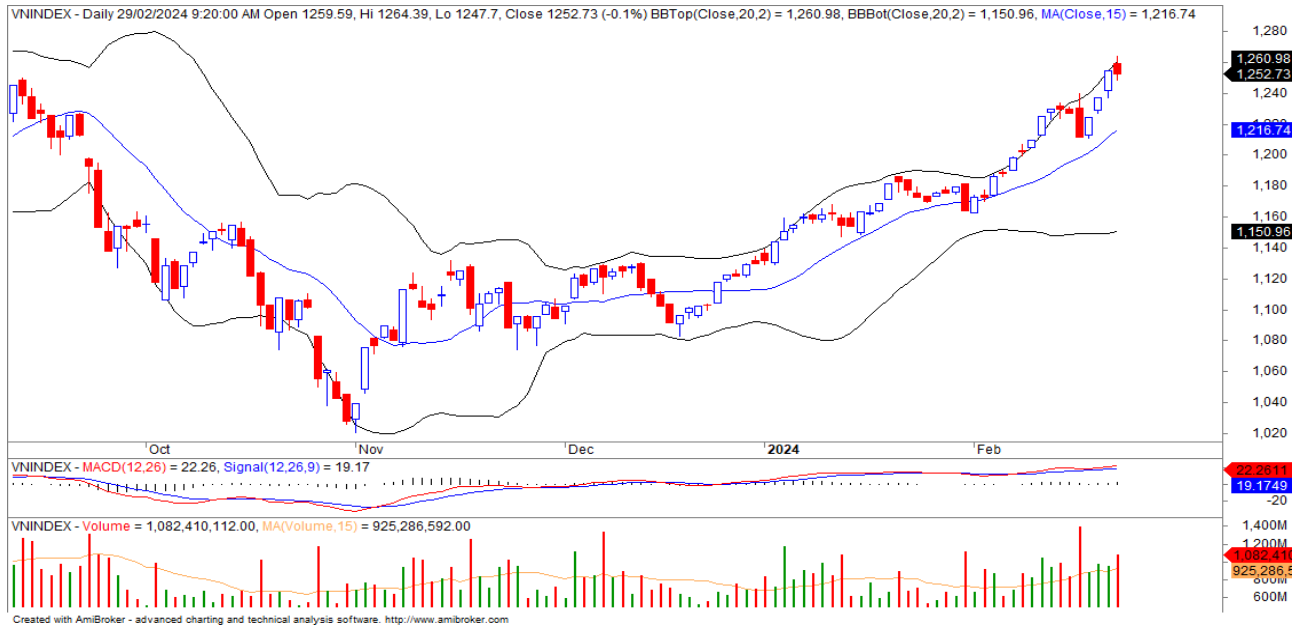
我們認為市場可能會繼續上漲，VN-Index 可能會在下一個交易日上漲至 1,268 點。同時，由於技術指標出現下跌背離的跡象，調整壓力有增加的跡象，因此，若 VN-Index 在下一個交易日無法突破 1,268 點的阻力位，投資者應暫時停止新買。不過，我們評估新的買進機會在短期內持續增加。

大盤的短期走勢仍維持上漲。因此，我們建議短期投資者可以繼續持有投資組合中高比例的股票並買進新股，但為了限制風險，投資者僅應以低比例買進新股。

請在 <https://ysradar.yuanta.com.vn/> 查看有關股票的信號。

We Create Fortune

技術分析圖



指數技術分析圖 VN-Index



指數技術分析圖 HNX-Index

指數	短期趨勢	中期趨勢	阻力區 1	阻力區 2	支撐區 1	支撐區 2
VN-Index	上漲	上漲	1253	1300	870	800
HNX-Index	上漲	上漲	260	306	189	160
VN30	上漲	上漲	1270	1300	980	960
VNMidcaps	下跌	上漲	1280	1250	963	900
VNSmallcaps	下跌	上漲	1250	1250	804	750

We Create Fortune

胡志明市交易所 (HSX)

	收盤	漲跌%
VNI	1252.73	-0.15%
VN30	1265.75	0.03%
VN Mid	1841.92	0.53%
VN Small	1450.8	-0.28%

河內交易所 (HSX)

	收盤	漲跌%
HNI	235.46	0.13%
HN30	505.31	0.27%
VNX AllSh	1268.79	0.15%

UPCOM 市場 (UPCoM)

	收盤	漲跌%
UPCoM	90.63	0.09%

外資交易	成交值 (Bil.VND)
買進	2528.46732
賣出	2915.21325
買超/賣超	-386.745925

外資交易	成交值 (Bil.VND)
買進	96.31
賣出	134.98
買超/賣超	-38.66

外資交易	成交值 (Bil.VND)
買進	18.80
賣出	10.61
買超/賣超	8.18

上漲排名/ 股碼	漲跌(VND)	漲跌%
FTS	3700	6.94%
KDH	2250	6.94%
BKG	300	6.88%
TNT	360	6.77%
ST8	750	6.58%

上漲排名/ 股碼	漲跌(VND)	漲跌%
BVS	1100	4.17%
L18	1500	3.57%
CMS	500	3.14%
NRC	100	1.92%
DVM	200	1.71%

上漲排名/ 股碼	漲跌(VND)	漲跌%
MSR	987833125	1.35%
VNZ	0	1.22%
BCA	0	1.15%
LTG	5370887	0.91%
MCH	348099099	0.72%

下跌排名/ 股碼	漲跌(VND)	漲跌%
VRE	-1300	-4.68%
DHM	-300	-2.78%
PSH	-210	-2.50%
ELC	-500	-2.25%
VHM	-1000	-2.25%

下跌排名/ 股碼	漲跌(VND)	漲跌%
MCO	-2200	-10.00%
TSB	-2500	-4.20%
FID	-100	-3.23%
KSQ	-100	-2.78%
AAV	-100	-2.50%

下跌排名/ 股碼	漲跌(VND)	漲跌%
FIC	-836	-5.85%
STH	-378	-2.80%
PXL	-377	-2.73%
G36	-213	-2.54%
VEF	-3267	-2.14%

*備註：市值>5,000 億盾；成交值>15 億盾

市值排名/ 股碼	Bil.VND
VCB	544,377,489
BID	307,253,495
VHM	193,333,916
CTG	193,051,203
GAS	179,145,708

市值排名/ 股碼	Bil.VND
IDC	19,370,996
PVS	17,780,346
HUT	16,868,476
SHS	14,311,559
THD	13,551,999

市值排名/ 股碼	Bil.VND
ACV	179,887,945
VGI	99,076,055
MCH	85,675,377
BSR	62,465,766
VEA	48,348,388

交易量排名/ 股碼	成交值	30 日均
SSI	43,269,500	21,948,421
MSB	39,344,100	20,002,396
VIX	36,495,800	26,579,347
HPG	34,075,500	27,169,339
VND	32,217,000	24,562,381

交易量排名/ 股碼	成交值	30 日均
SHS	497,279,553,400	18,193,376
CEO	342,165,022,000	8,232,479
HUT	86,548,238,000	4,559,769
PVS	191,985,313,600	5,306,072
MBS	118,823,233,500	4,362,678

交易量排 名/股碼	成交值	30 日均
BSR	124,623,192,300	6,485,635
SBS	19,813,761,700	1,541,531
VTP	134,683,636,700	925,448
AAS	15,073,358,700	929,125
VGI	43,845,172,900	998,148

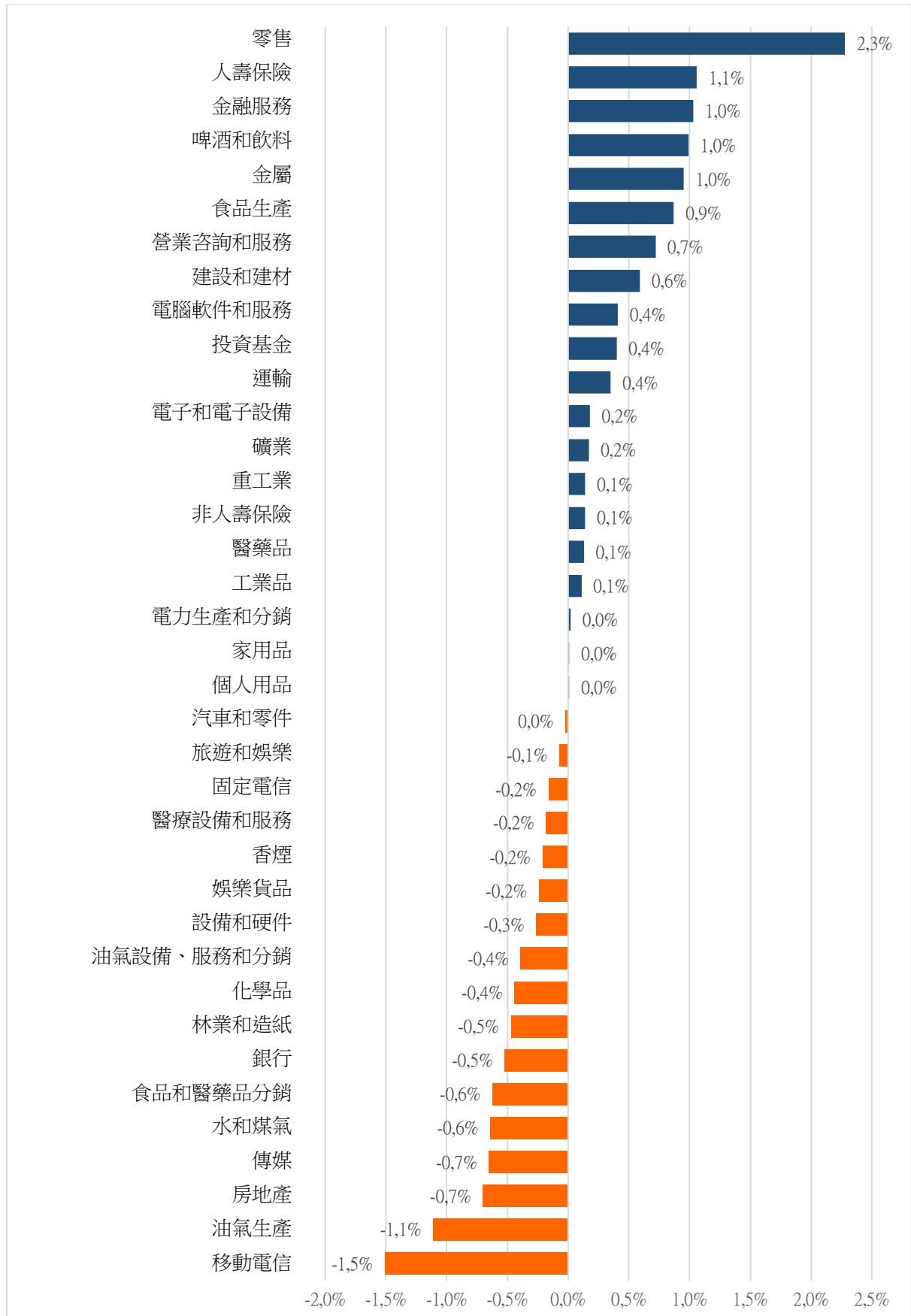
資料源: Bloomberg & Yuanta Research

資料源: Bloomberg & Yuanta Research

資料源: Bloomberg & Yuanta Research

We Create Fortune

各行業板塊的交易走勢

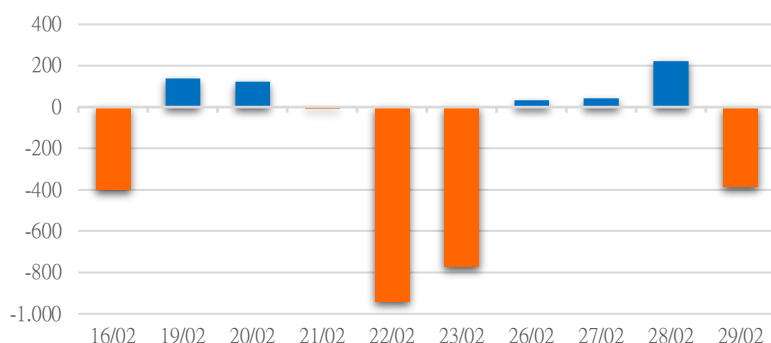


資料源: FinPro - YSVN

We Create Fortune

外資買進賣統計

HSX 外資每日買/賣超



證券代碼	買超金額 (Mil.VND)	證券代碼	賣超金額 (Mil.VND)
SSI	179,282	VHM	-211,388
HPG	91,054	VRE	-172,330
NLG	56,366	VNM	-115,257
KDH	48,221	HCM	-97,924
KBC	40,384	FUEVFNVD	-71,858

HSX 外資買/賣超的前 5 名

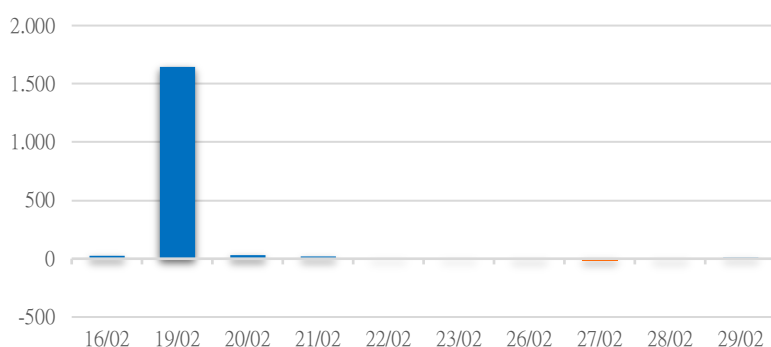
HNX 外資每日買/賣超



證券代碼	買超金額 (Mil.VND)	證券代碼	賣超金額 (Mil.VND)
HUT	16,410	PVS	-47,546
IDC	14,385	MBS	-12,449
DHT	6,653	SHS	-8,397
PVI	2,211	DTD	-4,109
CEO	1,138	TIG	-3,988

HNX 外資買/賣超的前 5 名

UPCOM 外資每日買/賣超



證券代碼	買超金額 (Mil.VND)	證券代碼	賣超金額 (Mil.VND)
ACV	6,877	VTP	-4,403
BSR	2,024	VEA	-1,088
LTG	1,993	OIL	-587
VGT	1,903	GDA	-233
MPC	859	IFS	-167

UPCOM 外資買/賣超的前 5 名

源: FiinPro - YSVN



We Create Fortune

自營統計

證券代碼	買超金額 (Mil.VND)	證券代碼	賣超金額 (Mil.VND)
FUEVFNVD	115,952	AAA	41,961
E1VFN30	79,888	SSI	41,250
VNM	45,460	NVL	33,562
VRE	18,465	ASM	24,654
TCB	18,335	BID	20,314

HSX 自營交易最大前名

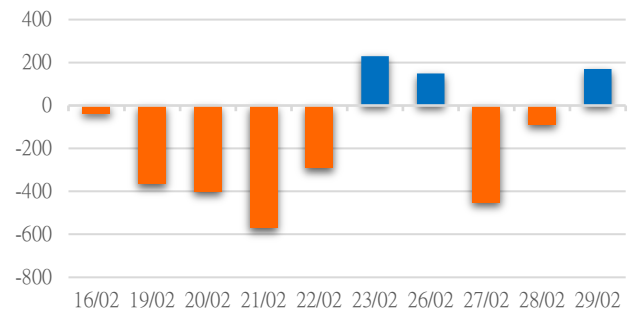
證券代碼	買超金額 (Mil.VND)	證券代碼	賣超金額 (Mil.VND)
PVS	748	IDC	25

HNX 自營交易最大前名

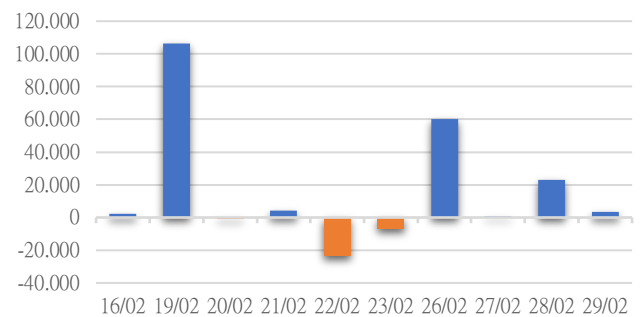
證券代碼	買超金額 (Mil.VND)	證券代碼	賣超金額 (Mil.VND)
BSR	6,990.13	GDA	243

UPCoM 自營交易最大前名

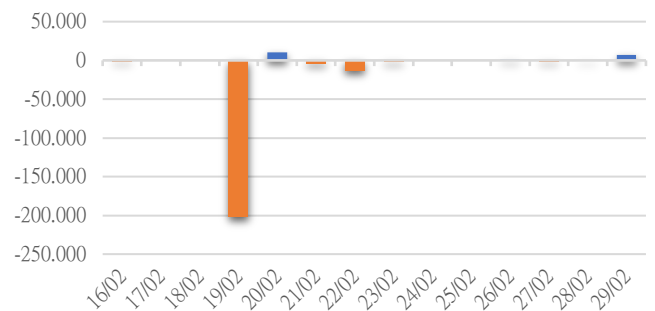
HSX 自營交易每日買/賣超 (BilVND)



HNX 自營交易每日買/賣超 (BilVND)



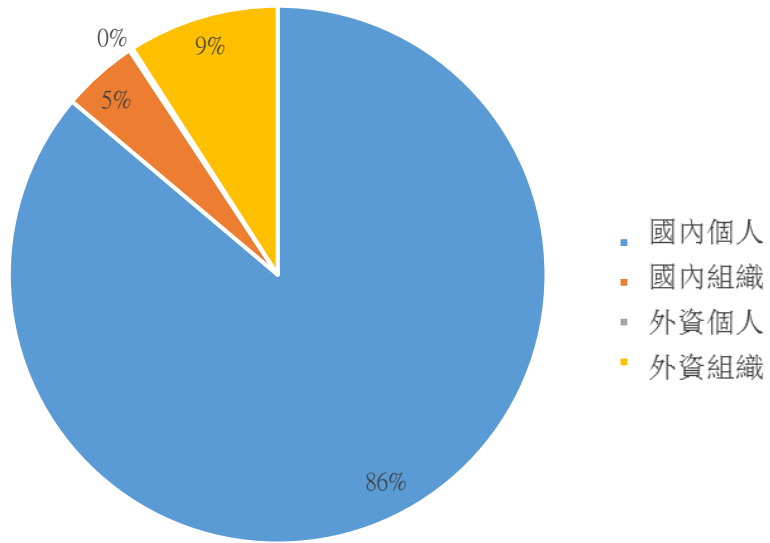
UPCoM 自營交易每日買/賣超 (BilVND)





We Create **Fortune**

越南證券市場投資人類別統計



資料源: FiinPro - YSVN



We Create Fortune

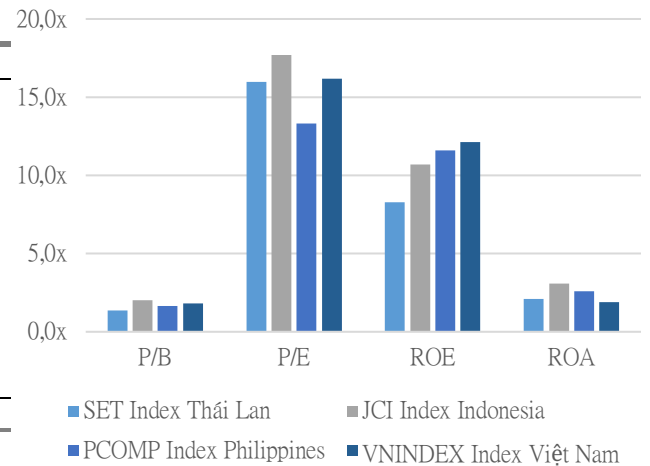
東南亞主要市場走勢比較



東南亞主要市場數據

	Thailand	Indonesia	Philippines	Vietnam
P/B	1.4x	2.0x	1.6x	1.8x
P/E	16.0x	17.7x	13.3x	16.2x
ROE	8.29%	10.71%	11.60%	12.15%
ROA	2.09%	3.07%	2.58%	1.89%
Vốn hóa	Tỷ USD 475.32	744.27	168.40	206.18
GTGD	Triệu USD 1.33	0.58	0.07	0.85
LS cổ tức	% 3.22	3.35	2.43	1.59

源: Bloomberg & YSVN





We Create **Fortune**

元大證券（越南）公司

個人客戶分析部

Nguyễn Th ê Minh
研究分析經理
+84 28 3622 6868 ext 3826
minh.nguyen@yuanta.com.vn

Lý Thị Hi ền
研究分析主管
+84 28 3622 6868 ext 3908
hien.ly@yuanta.com.vn

Quách Đức Khánh
研究分析副主管
+84 28 3622 6868 ext 3833
khanh.quach@yuanta.com.vn

Khổng Hữu Hiệp
高級分析專員
+84 28 3622 6868 ext 3912
hiiep.khong@yuanta.com.vn

Nguyễn Trịnh Ngọc Hồng
高級分析專員
+84 28 3622 6868 ext 3832
hong.nguyen@yuanta.com.vn

Phạm Tấn Phát
高級分析專員
+84 28 3622 6868 ext 3880
phat.pham@yuanta.com.vn

個人客戶業務部

Phạm Đắc Thành
北部營業中心經理
+84 28 3622 6868 ext 3416
thanh.pham@yuanta.com.vn

Võ Thị Thu Thủy
平陽分行經理
+84 28 3622 6868 ext 3505
thuy.vo@yuanta.com.vn

Lương Kỳ Ty
堤岸分行經理
+84 28 3622 6868 ext 3653
ty.luong@yuanta.com.vn

Bùi Quốc Phong
同奈分行經理
+84 28 3622 6868 ext 3701
phong.bui@yuanta.com.vn

Võ Đình Tuấn
峴港分行經理
+84 28 3622 6868 ext 3301
tuan.vo@yuanta.com.vn

Nguyễn Việt Quang
河內分行經理
+84 28 3622 6868 ext 3404
quang.nguyen@yuanta.com.vn

Đinh Thị Thu Cúc
頭頓分行經理
+84 28 3622 6868 ext 3203
cuc.dinh@yuanta.com.vn



We Create Fortune

Appendix A: Important Disclosures

Analyst Certification

Each research analyst primarily responsible for the content of this research report, in whole or in part, certifies that with respect to each security or issuer that the analyst covered in this report: (1) all of the views expressed accurately reflect his or her personal views about those securities or issuers; and (2) no part of his or her compensation was, is, or will be, directly or indirectly, related to the specific recommendations or views expressed by that research analyst in the research report.

Ratings Definitions

BUY: We have a positive outlook on the stock based on our expected absolute or relative return over the investment period. Our thesis is based on our analysis of the company's outlook, financial performance, catalysts, valuation and risk profile. We recommend investors add to their position.

HOLD-Outperform: In our view, the stock's fundamentals are relatively more attractive than peers at the current price. Our thesis is based on our analysis of the company's outlook, financial performance, catalysts, valuation and risk profile.

HOLD-Underperform: In our view, the stock's fundamentals are relatively less attractive than peers at the current price. Our thesis is based on our analysis of the company's outlook, financial performance, catalysts, valuation and risk profile.

SELL: We have a negative outlook on the stock based on our expected absolute or relative return over the investment period. Our thesis is based on our analysis of the company's outlook, financial performance, catalysts, valuation and risk profile. We recommend investors reduce their position.

Under Review: We actively follow the company, although our estimates, rating and target price are under review.

Restricted: The rating and target price have been suspended temporarily to comply with applicable regulations and/or Yuanta policies.

Note: Yuanta research coverage with a Target Price is based on an investment period of 12 months. Greater China Discovery Series coverage does not have a formal 12 month Target Price and the recommendation is based on an investment period specified by the analyst in the report.

Global Disclaimer

© 2018 Yuanta. All rights reserved. The information in this report has been compiled from sources we believe to be reliable, but we do not hold ourselves responsible for its completeness or accuracy. It is not an offer to sell or solicitation of an offer to buy any securities. All opinions and estimates included in this report constitute our judgment as of this date and are subject to change without notice.

This report provides general information only. Neither the information nor any opinion expressed herein constitutes an offer or invitation to make an offer to buy or sell securities or other investments. This material is prepared for general circulation to clients and is not intended to provide tailored investment advice and does not take into account the individual financial situation and objectives of any specific person who may receive this report. Investors should seek financial advice regarding the appropriateness of investing in any securities, investments or investment strategies discussed or recommended in this report. The information contained in this report has been compiled from sources believed to be reliable but no representation or warranty, express or implied, is made as to its accuracy, completeness or correctness. This report is not (and should not be construed as) a solicitation to act as securities broker or dealer in any jurisdiction by any person or company that is not legally permitted to carry on such business in that jurisdiction.

Yuanta research is distributed in the United States only to Major U.S. Institutional Investors (as defined in Rule 15a-6 under the Securities Exchange Act of 1934, as amended and SEC staff interpretations thereof). All transactions by a US person in the securities mentioned in this report must be effected through a registered broker-dealer under Section 15 of the Securities Exchange Act of 1934, as amended. Yuanta research is distributed in Taiwan by Yuanta Securities Investment Consulting. Yuanta research is distributed in Hong Kong by Yuanta Securities (Hong Kong) Co. Limited, which is licensed in Hong Kong by the Securities and Futures Commission for regulated activities, including Type 4 regulated activity (advising on securities). In Hong Kong, this research report may not be redistributed, retransmitted or disclosed, in whole or in part or and any form or manner, without the express written