

當日市場：市場繼續保持跌幅

2024/03/12

市場走勢

市場指數	VNI	HNI	UPCOM
收盤	1,235.49	233.84	90.66
%日	-0.95%	-1.05%	-0.62%
%週	-0.87%	-0.05%	0.08%
%月	4.07%	2.29%	2.13%
%年	18.89%	13.25%	19.27%
成交值(Bil.VND)			
當日	23,809	2,024	724
日均量/週	27,024	2,308	781
日均量/月	23,945	1,935	846
外資進出			
買進	2,103.95	50.44	15.16
賣出	1,859.38	202.43	43.29
買賣超	244.57	-151.99	-28.13
市場漲跌家數			
上漲	95	56	147
下跌	241	124	157
持平	83	145	599
市場指標			
P/E	14.39	19.77	17.22
總市值 (兆盾)	5,042	317	1,178
股息殖利率	0.00%	0.00%	0.00%

資料源: Bloomberg - YSVN

VNINDEX



HNIINDEX



市場走勢

拋售壓力在早盤持續存在，導致指數在參考水平附近處於震盪階段。拋售壓力在午盤加大，導致指數下跌。VN-Index 收盤下跌 0.95%，止於 1235.49 點，HNX-Index 下跌 1.05%，Upcom-Index 下跌 0.62%。3 大市場的交易額均達到 26 兆 5,560 億越南盾。

儘管 BCM (-3.17%) 在本周的最後一個交易日小幅上漲，但再次下跌。此外，BVH、GAS、MWG、PLX、SHB、MBB、VPB、VRE 等下跌 2% 以上。相反，VNM 因即將派發股息而小幅上漲，除息日為 2024 年 3 月 15 日。此外，GVR 和 HDB 也小幅上漲。

分化階段也出現在 DBC、BAF、BFC、IDI、DPM、FTS、ANV、CSV 等逆市而行。

外資在 3 大市場再次買超超過 640 億越南盾，其中 FRT (970 億)、EIB (660 億)、FTS (630 億) 在買超方面領先。相反，PVS (980 億)、MSN (920 億)、KBC (640 億) 被拋售最多的股票。

市場短期觀點

我們認為 VN-Index 可能會繼續下跌，並重新測試 1,225 - 1,230 點的支撐位，但市場可能會在下一交易日收漲。同時，市場處於短期調整階段，因此我們預期各類股票在未來的幾個交易日可能會處於分化階段，尤其是對中型股的積極評估。此外，情緒指標大幅下跌，顯示投資者對當前市場走勢更加謹慎。

大盤的短期趨勢從上漲調整至中性。因此，我們建議短期投資者可以重組投資組合，使股票比例達到均衡水平，並優先持有中小型股。

請在 <https://ysradar.yuanta.com.vn/> 查看有關股票的信號。

We Create Fortune

技術分析圖



指數技術分析圖 VN-Index



指數技術分析圖 HNX-Index

指數	短期趨勢	中期趨勢	阻力區 1	阻力區 2	支撐區 1	支撐區 2
VN-Index	中性	上漲	1253	1300	870	800
HNX-Index	中性	上漲	260	306	189	160
VN30	中性	上漲	1270	1300	980	960
VNMidcaps	下跌	上漲	1280	1250	963	900
VNSmallcaps	下跌	上漲	1250	1250	804	750

We Create Fortune

胡志明市交易所 (HSX)

	收盤	漲跌%
VNI	1235.49	-0.95%
VN30	1235.12	-1.21%
VN Mid	1850.02	-0.72%
VN Small	1454.66	-0.58%

河內交易所 (HSX)

	收盤	漲跌%
HNI	233.84	-1.05%
HN30	502.39	-1.46%
VNX AllSh	1250.57	-1.02%

UPCOM 市場 (UPCoM)

	收盤	漲跌%
UPCoM	90.66	-0.62%

外資交易	成交值 (BiL.VND)
買進	2103.95231
賣出	1859.38222
買超/賣超	244.570089

外資交易	成交值 (BiL.VND)
買進	50.44
賣出	202.43
買超/賣超	-151.99

外資交易	成交值 (BiL.VND)
買進	15.16
賣出	43.29
買超/賣超	-28.13

上漲排名/ 股碼	漲跌(VND)	漲跌%
CTR	7300	6.94%
NO1	580	6.90%
VRC	680	6.89%
BFC	1800	6.14%
STK	1750	5.89%

上漲排名/ 股碼	漲跌(VND)	漲跌%
KSQ	300	9.68%
HMR	1300	9.56%
CAP	8500	8.64%
MCO	2300	8.36%
HVT	2200	3.44%

上漲排名/ 股碼	漲跌(VND)	漲跌%
BCA	0	11.07%
MCG	28080360	10.08%
VNB	32565280	8.81%
LCM	11052715	7.37%
VEF	81635584	6.67%

下跌排名/ 股碼	漲跌(VND)	漲跌%
POM	-350	-6.19%
ST8	-650	-5.86%
BMC	-1050	-5.21%
TVB	-410	-5.18%
AGG	-1100	-4.82%

下跌排名/ 股碼	漲跌(VND)	漲跌%
TSB	-5600	-9.86%
VIG	-500	-5.68%
VNC	-2600	-5.62%
API	-300	-5.45%
PSI	-500	-5.26%

下跌排名/ 股碼	漲跌(VND)	漲跌%
SCL	-3082	-9.43%
FIC	-1223	-7.64%
VHG	-81	-3.00%
VLC	-499	-2.88%
AAS	-261	-2.81%

*備註：市值>5,000 億盾；成交值>15 億盾

市值排名/ 股碼	BiL.VND
VCB	531,522,579
BID	291,292,274
VHM	185,278,337
CTG	185,264,715
GAS	182,590,818

市值排名/ 股碼	BiL.VND
IDC	19,073,996
PVS	17,780,346
HUT	16,779,225
SHS	15,043,400
THD	13,436,499

市值排名/ 股碼	BiL.VND
ACV	181,873,324
VGI	111,199,555
MCH	102,620,743
BSR	60,580,662
VEA	48,090,601

交易量排名/ 股碼	成交值	30 日均
SHB	40,610,500	34,271,514
MBB	38,411,301	28,104,188
VIX	34,039,700	32,402,932
VND	32,296,200	32,590,477
HPG	30,950,100	34,609,330

交易量排名/ 股碼	成交值	30 日均
SHS	465,606,968,100	23,775,112
PVS	339,445,035,100	6,698,611
CEO	170,576,419,000	11,767,292
MBS	129,896,912,000	4,899,857
TNG	67,274,920,500	2,513,918

交易量排 名/股碼	成交值	30 日均
BSR	77,906,548,800	7,433,536
DAN	114,000,000	388,167
SBS	25,834,507,200	2,874,531
AAS	19,669,603,500	2,098,759
VGI	79,991,327,500	1,519,418

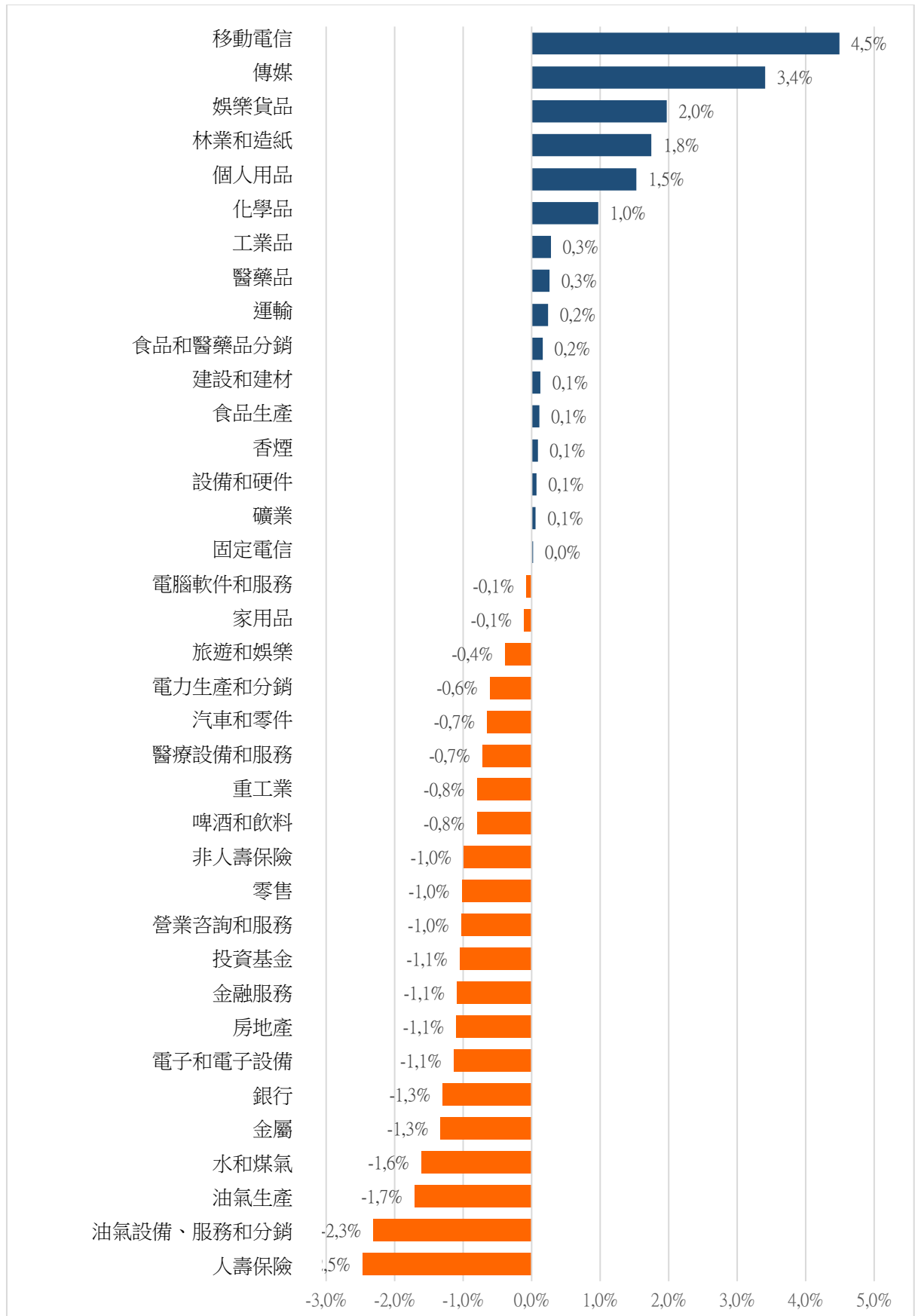
資料源: Bloomberg & Yuanta Research

資料源: Bloomberg & Yuanta Research

資料源: Bloomberg & Yuanta Research

We Create Fortune

各行業板塊的交易走勢



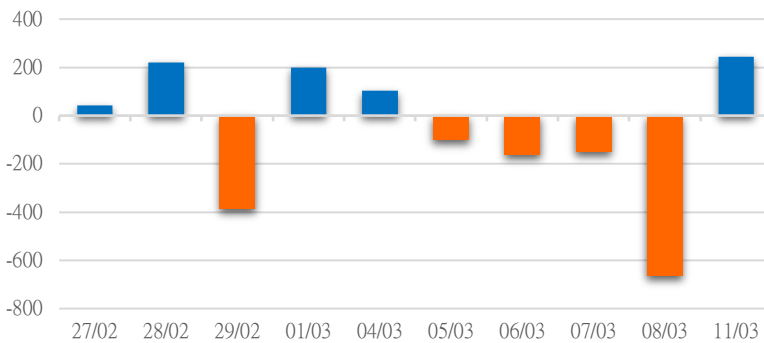
資料源: FiinPro - YSVN



We Create Fortune

外資買進賣統計

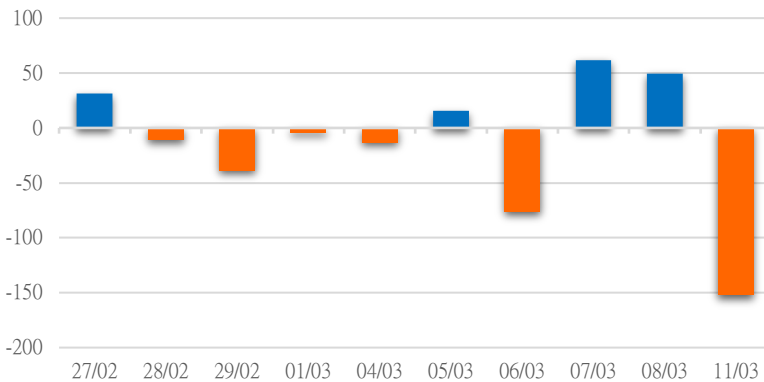
HSX 外資每日買/賣超



證券代碼	買超金額 (Mil.VND)	證券代碼	賣超金額 (Mil.VND)
FRT	97,310	MSN	-91,632
EIB	65,854	KBC	-64,214
FTS	62,837	VPB	-49,028
HPG	62,546	PVD	-41,066
VPI	57,512	SAB	-41,003

HSX 外資買/賣超的前 5 名

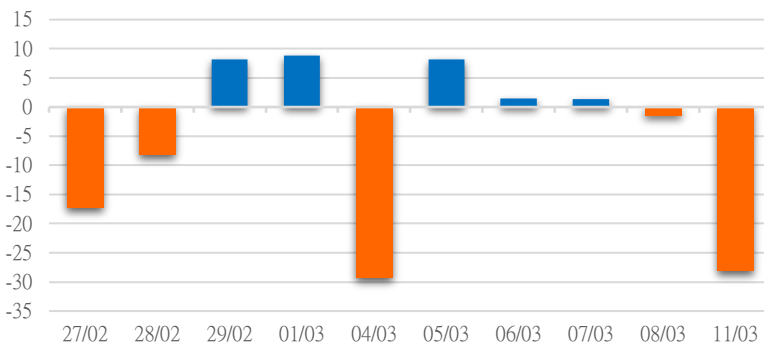
HNX 外資每日買/賣超



證券代碼	買超金額 (Mil.VND)	證券代碼	賣超金額 (Mil.VND)
IDC	14,187	PVS	-98,084
LAS	2,810	CEO	-24,546
IVS	749	SHS	-16,835
BVS	617	TNG	-15,094
VFS	551	MBS	-4,281

HNX 外資買/賣超的前 5 名

UPCOM 外資每日買/賣超



證券代碼	買超金額 (Mil.VND)	證券代碼	賣超金額 (Mil.VND)
MCH	3,955	QNS	-20,006
VGT	2,714	VEA	-11,809
DDV	962	VTK	-1,356
VAB	323	LTG	-1,337
ACV	263	MPC	-1,106

UPCOM 外資買/賣超的前 5 名

源: FiinPro - YSVN

We Create **Fortune**

自營統計

證券代碼	買超金額 (Mil.VND)	證券代碼	賣超金額 (Mil.VND)
VPI	54,088	FRT	14,959
STB	38,230	FUEVFN30	14,849
HPG	26,910	VCI	11,952
FPT	23,665	E1VFN30	10,368
TCB	18,088	PHR	6,448

HSX 自營交易最大前名

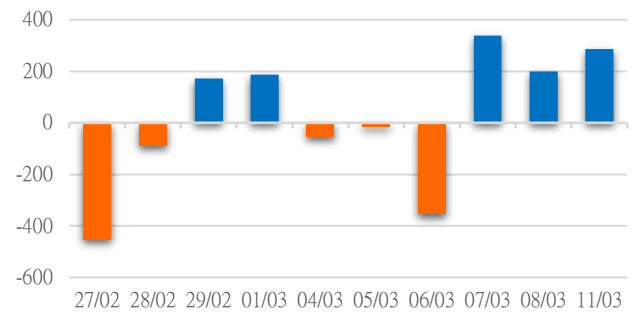
證券代碼	買超金額 (Mil.VND)	證券代碼	賣超金額 (Mil.VND)
PVS	17,971		

HNX 自營交易最大前名

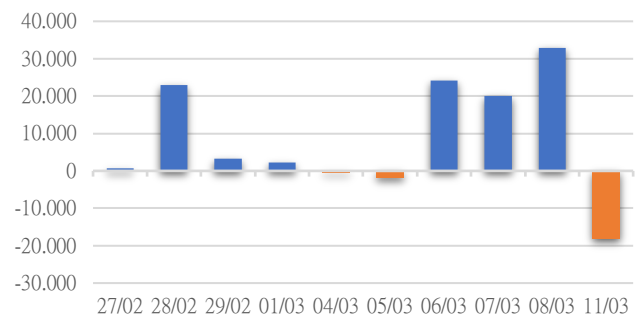
證券代碼	買超金額 (Mil.VND)	證券代碼	賣超金額 (Mil.VND)
QNS	14,215.00	DRI	559
ACV	2,507.25	GDA	236
BSR	998.44		

UPCoM 自營交易最大前名

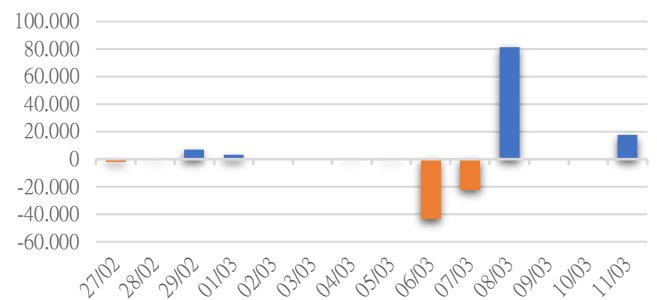
HSX 自營交易每日買/賣超 (BilVND)



HNX 自營交易每日買/賣超 (BilVND)



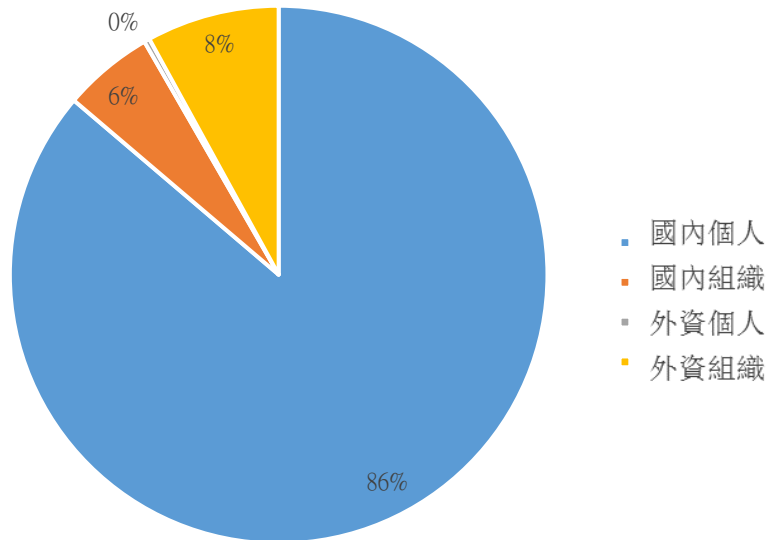
UPCoM 自營交易每日買/賣超 (BilVND)





We Create **Fortune**

越南證券市場投資人類別統計

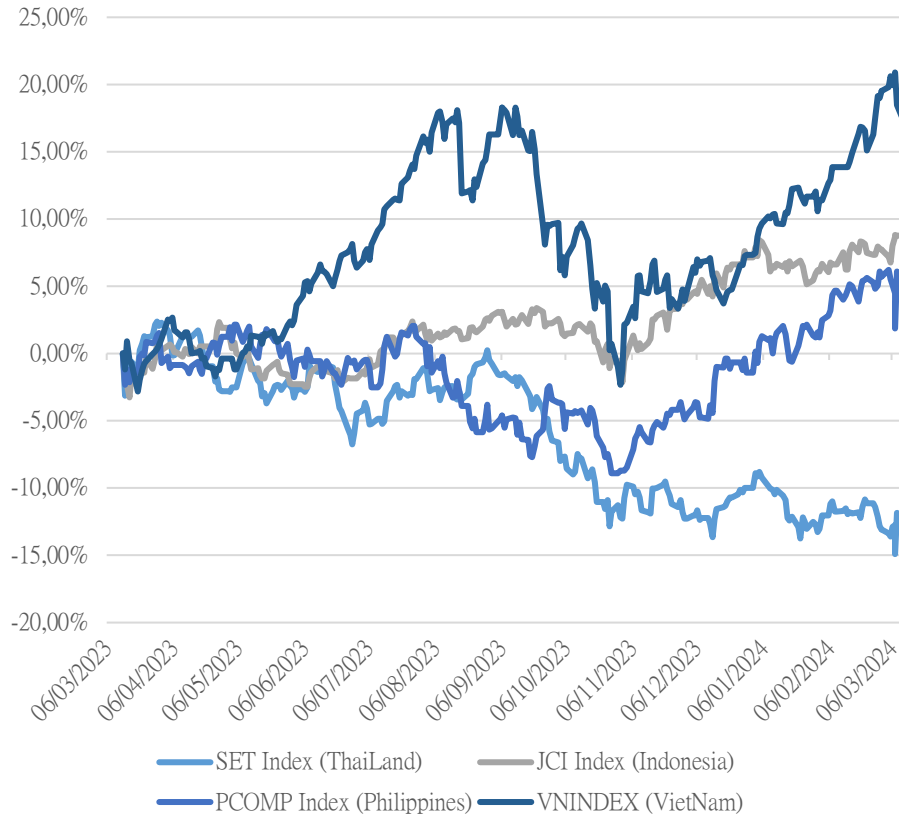


資料源: FiinPro - YSVN



We Create Fortune

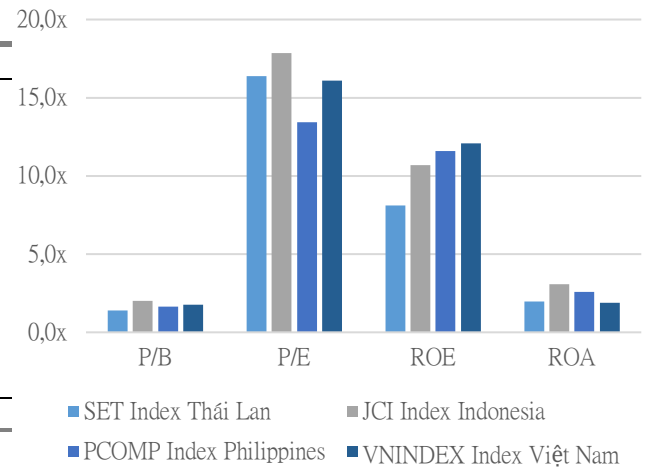
東南亞主要市場走勢比較



東南亞主要市場數據

		Thailand	Indonesia	Philippines	Vietnam
P/B		1.4x	2.0x	1.6x	1.8x
P/E		16.2x	17.7x	13.3x	16.3x
ROE	%	8.11	10.71	11.60	12.11
ROA	%	1.94	3.07	2.58	1.89
Vốn hóa	Tỷ USD	474.83	749.00	169.43	207.19
GTGD	Triệu USD	1.00	0.50	0.07	0.93
LS cổ tức	%	3.32	3.33	2.47	1.57

源：Bloomberg & YSVN





We Create **Fortune**

元大證券（越南）公司

個人客戶分析部

Nguyễn Th ê Minh
研究分析經理
+84 28 3622 6868 ext 3826
minh.nguyen@yuanta.com.vn

Lý Thị Hi ền
研究分析主管
+84 28 3622 6868 ext 3908
hien.ly@yuanta.com.vn

Quách Đức Khánh
研究分析副主管
+84 28 3622 6868 ext 3833
khanh.quach@yuanta.com.vn

Khổng Hữu Hiệp
高級分析專員
+84 28 3622 6868 ext 3912
hiiep.khong@yuanta.com.vn

Nguyễn Trịnh Ngọc Hồng
高級分析專員
+84 28 3622 6868 ext 3832
hong.nguyen@yuanta.com.vn

Phạm Tấn Phát
高級分析專員
+84 28 3622 6868 ext 3880
phat.pham@yuanta.com.vn

個人客戶業務部

Phạm Đắc Thành
北部營業中心經理
+84 28 3622 6868 ext 3416
thanh.pham@yuanta.com.vn

Võ Thị Thu Thủy
平陽分行經理
+84 28 3622 6868 ext 3505
thuy.vo@yuanta.com.vn

Lương Kỳ Ty
堤岸分行經理
+84 28 3622 6868 ext 3653
ty.luong@yuanta.com.vn

Bùi Quốc Phong
同奈分行經理
+84 28 3622 6868 ext 3701
phong.bui@yuanta.com.vn

Võ Đình Tuấn
峴港分行經理
+84 28 3622 6868 ext 3301
tuan.vo@yuanta.com.vn

Nguyễn Việt Quang
河內分行經理
+84 28 3622 6868 ext 3404
quang.nguyen@yuanta.com.vn

Đinh Thị Thu Cúc
頭頓分行經理
+84 28 3622 6868 ext 3203
cuc.dinh@yuanta.com.vn



We Create Fortune

Appendix A: Important Disclosures

Analyst Certification

Each research analyst primarily responsible for the content of this research report, in whole or in part, certifies that with respect to each security or issuer that the analyst covered in this report: (1) all of the views expressed accurately reflect his or her personal views about those securities or issuers; and (2) no part of his or her compensation was, is, or will be, directly or indirectly, related to the specific recommendations or views expressed by that research analyst in the research report.

Ratings Definitions

BUY: We have a positive outlook on the stock based on our expected absolute or relative return over the investment period. Our thesis is based on our analysis of the company's outlook, financial performance, catalysts, valuation and risk profile. We recommend investors add to their position.

HOLD-Outperform: In our view, the stock's fundamentals are relatively more attractive than peers at the current price. Our thesis is based on our analysis of the company's outlook, financial performance, catalysts, valuation and risk profile.

HOLD-Underperform: In our view, the stock's fundamentals are relatively less attractive than peers at the current price. Our thesis is based on our analysis of the company's outlook, financial performance, catalysts, valuation and risk profile.

SELL: We have a negative outlook on the stock based on our expected absolute or relative return over the investment period. Our thesis is based on our analysis of the company's outlook, financial performance, catalysts, valuation and risk profile. We recommend investors reduce their position.

Under Review: We actively follow the company, although our estimates, rating and target price are under review.

Restricted: The rating and target price have been suspended temporarily to comply with applicable regulations and/or Yuanta policies.

Note: Yuanta research coverage with a Target Price is based on an investment period of 12 months. Greater China Discovery Series coverage does not have a formal 12 month Target Price and the recommendation is based on an investment period specified by the analyst in the report.

Global Disclaimer

© 2018 Yuanta. All rights reserved. The information in this report has been compiled from sources we believe to be reliable, but we do not hold ourselves responsible for its completeness or accuracy. It is not an offer to sell or solicitation of an offer to buy any securities. All opinions and estimates included in this report constitute our judgment as of this date and are subject to change without notice.

This report provides general information only. Neither the information nor any opinion expressed herein constitutes an offer or invitation to make an offer to buy or sell securities or other investments. This material is prepared for general circulation to clients and is not intended to provide tailored investment advice and does not take into account the individual financial situation and objectives of any specific person who may receive this report. Investors should seek financial advice regarding the appropriateness of investing in any securities, investments or investment strategies discussed or recommended in this report. The information contained in this report has been compiled from sources believed to be reliable but no representation or warranty, express or implied, is made as to its accuracy, completeness or correctness. This report is not (and should not be construed as) a solicitation to act as securities broker or dealer in any jurisdiction by any person or company that is not legally permitted to carry on such business in that jurisdiction.

Yuanta research is distributed in the United States only to Major U.S. Institutional Investors (as defined in Rule 15a-6 under the Securities Exchange Act of 1934, as amended and SEC staff interpretations thereof). All transactions by a US person in the securities mentioned in this report must be effected through a registered broker-dealer under Section 15 of the Securities Exchange Act of 1934, as amended. Yuanta research is distributed in Taiwan by Yuanta Securities Investment Consulting. Yuanta research is distributed in Hong Kong by Yuanta Securities (Hong Kong) Co. Limited, which is licensed in Hong Kong by the Securities and Futures Commission for regulated activities, including Type 4 regulated activity (advising on securities). In Hong Kong, this research report may not be redistributed, retransmitted or disclosed, in whole or in part or and any form or manner, without the express written