

當日市場：房地產股引領市場

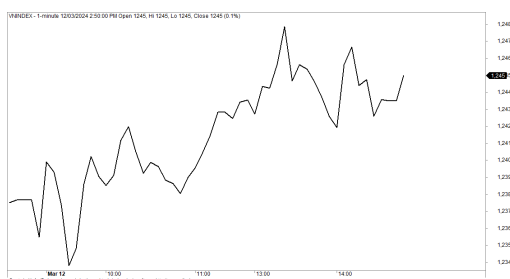
2024/03/13

市場走勢

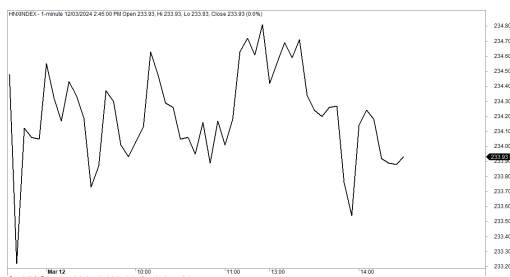
市場指數	VNI	HNI	UPCOM
收盤	1,245.00	234.03	90.77
%日	0.77%	0.08%	0.12%
%週	-2.05%	-1.49%	-0.52%
%月	3.08%	1.21%	1.49%
%年	17.33%	12.50%	18.09%
成交值(Bil.VND)			
當日	20,721	1,735	706
日均量/週	26,075	2,270	784
日均量/月	23,937	1,940	839
外資進出			
買進	2,248.61	92.35	60.89
賣出	2,420.46	108.39	84.37
買賣超	-171.85	-16.04	-23.48
市場漲跌家數			
上漲	171	86	143
下跌	144	69	174
持平	104	170	586
市場指標			
P/E	14.26	19.58	17.31
總市值 (兆盾)	4,994	314	1,184
股息殖利率	0.00%	0.00%	0.00%

資料源: Bloomberg - YSVN

VNINDEX



HNIINDEX



市場走勢

市場在 ATO 開盤後小幅下跌，幫助市場情緒逐漸穩定。指數逐漸復甦，並收盤上漲。VN-Index 收漲 0.77%，止於 1,245 點，HNX-Index 小幅上漲，Upcom-Index 上漲 0.12%。3 大市場的交易額均達到 23 兆 1,630 億越南盾。

銀行股有所復甦，如 BID、CTG 和 TCB 收盤上漲超過 1%。值得關注的是，在出售相關公司的股權的消息傳出後，GVR 很快漲停。GVR 的漲幅引發了 SIP、DPR 等相關股票大幅上漲。相反，HDB、POW、SAB、SHB、SSI、VIC、VNM 等小幅下跌。

此外，Viettel 股票 (CTR、VTP、VTK)、零售 (DGW) 等均積極上漲。相反，證券 (VIX、VND、SSI、AGR) 下跌。SBT (-2.73%) 處於負面走勢，並收於 12,450 越南盾/股。

外資在過去兩個交易日中買賣交替後在 3 大市場賣超 2,130 億越南盾，其中 MWG (2,630 億)、VIX (1,450 億) 和 MSN (540 億) 被拋售最多的股票。相反，EIB (700 億)、HAH (640 億)、VRE (580 億) 在買超方面領先。

市場短期觀點

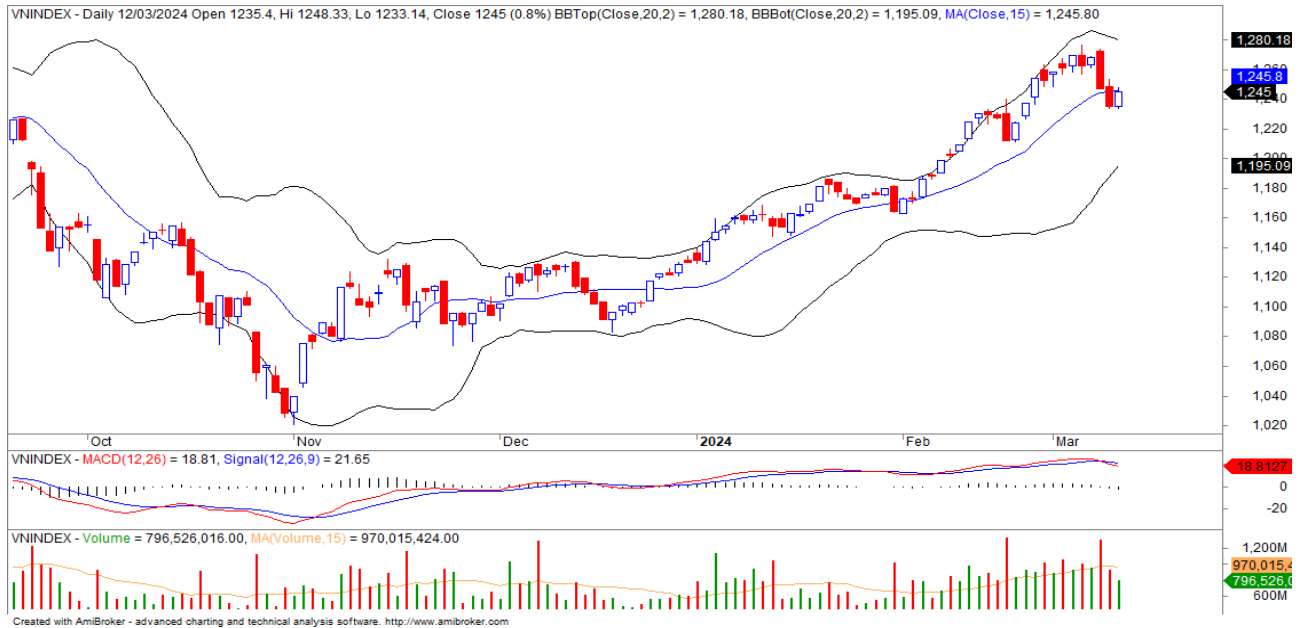
我們認為，市場在 2024 年 3 月 13 日可能仍在漲跌交替階段中處於震盪階段。同時，市場仍處於短期調整階段，因此現金流仍可能在各類股票之間出現分化，大型股仍可能面臨短期下跌趨勢，屆時現金流可能持續增加流入中小型股。流動性在復甦期下降顯示投資者仍尚未做好回歸市場的準備，市場可能仍會在下一個交易日出現調整。

大盤的短期走勢仍維持中性。因此，我們建議短期投資者可以繼續持有均衡的股票比例，並優先持有中小型股。同時，投資者不宜急於抄底大型股，並需要等待未來幾個折現時段的更多機會。

請在 <https://ysradar.yuanta.com.vn/> 查看有關股票的信號。

We Create Fortune

技術分析圖



指數技術分析圖 VN-Index



指數技術分析圖 HNX-Index

指數	短期趨勢	中期趨勢	阻力區 1	阻力區 2	支撐區 1	支撐區 2
VN-Index	中性	上漲	1253	1300	870	800
HNX-Index	中性	上漲	260	306	189	160
VN30	中性	上漲	1270	1300	980	960
VNMidcaps	下跌	上漲	1280	1250	963	900
VNSmallcaps	下跌	上漲	1250	1250	804	750

We Create Fortune

胡志明市交易所 (HSX)

	收盤	漲跌%
VNI	1245	0.77%
VN30	1242.23	0.58%
VN Mid	1859.16	0.49%
VN Small	1461.96	0.50%

河內交易所 (HSX)

	收盤	漲跌%
HNI	234.03	0.08%
HN30	503.55	0.23%
VNX AllSh	1257.41	0.55%

UPCOM 市場 (UPCoM)

	收盤	漲跌%
UPCoM	90.77	0.12%

外資交易	成交值 (BiL.VND)
買進	2248.61027
賣出	2420.45634
買超/賣超	-171.846067

外資交易	成交值 (BiL.VND)
買進	92.35
賣出	108.39
買超/賣超	-16.04

外資交易	成交值 (BiL.VND)
買進	60.89
賣出	84.37
買超/賣超	-23.48

上漲排名/ 股碼	漲跌(VND)	漲跌%
ELC	1550	6.95%
DPR	2400	6.94%
GVR	2050	6.94%
SIP	5900	6.93%
SMC	800	6.93%

上漲排名/ 股碼	漲跌(VND)	漲跌%
VTV	500	9.43%
FID	200	8.00%
MCO	2200	7.38%
TSB	2400	4.69%
HVT	2700	4.08%

上漲排名/ 股碼	漲跌(VND)	漲跌%
MCG	28080360	12.72%
VNH	3859393	12.07%
SCL	0	9.53%
VRG	12678595	7.74%
LCM	11052715	6.38%

下跌排名/ 股碼	漲跌(VND)	漲跌%
HTN	-650	-4.15%
DC4	-400	-3.60%
VIX	-600	-3.09%
JVC	-100	-2.73%
SBT	-350	-2.73%

下跌排名/ 股碼	漲跌(VND)	漲跌%
VHL	-1000	-7.25%
SCI	-700	-4.96%
CAP	-5200	-4.86%
BNA	-300	-2.75%
S99	-300	-2.54%

下跌排名/ 股碼	漲跌(VND)	漲跌%
SBS	-189	-2.39%
CEN	-102	-1.92%
DSC	-440	-1.89%
ABW	-182	-1.62%
AAS	-104	-1.16%

*備註：市值>5,000 億盾；成交值>15 億盾

市值排名/ 股碼	BiL.VND
VCB	525,933,488
BID	287,872,013
VHM	185,278,337
CTG	183,385,218
GAS	178,686,360

市值排名/ 股碼	BiL.VND
IDC	19,007,996
PVS	17,350,176
HUT	16,511,471
SHS	14,636,821
THD	13,397,999

市值排名/ 股碼	BiL.VND
ACV	182,654,849
VGI	116,106,178
MCH	105,084,663
BSR	59,585,402
VEA	47,887,294

交易量排名/ 股碼	成交值	30 日均
VIX	34,312,900	32,494,280
VND	32,716,901	32,574,682
HPG	30,690,400	34,407,388
SHB	27,009,840	34,624,054
MBB	24,560,200	28,678,053

交易量排名/ 股碼	成交值	30 日均
SHS	337,056,945,600	23,872,747
HUT	60,049,161,400	5,464,139
CEO	140,454,829,100	11,554,395
MBS	148,925,687,900	4,882,629
PVS	191,525,441,400	6,839,993

交易量排 名/股碼	成交值	30 日均
BSR	111,512,119,500	7,245,770
DDV	49,020,183,600	1,558,539
VGI	118,770,326,300	1,551,507
SBS	21,441,183,200	2,896,530
DRI	11,536,888,800	480,241

資料源: Bloomberg & Yuanta Research

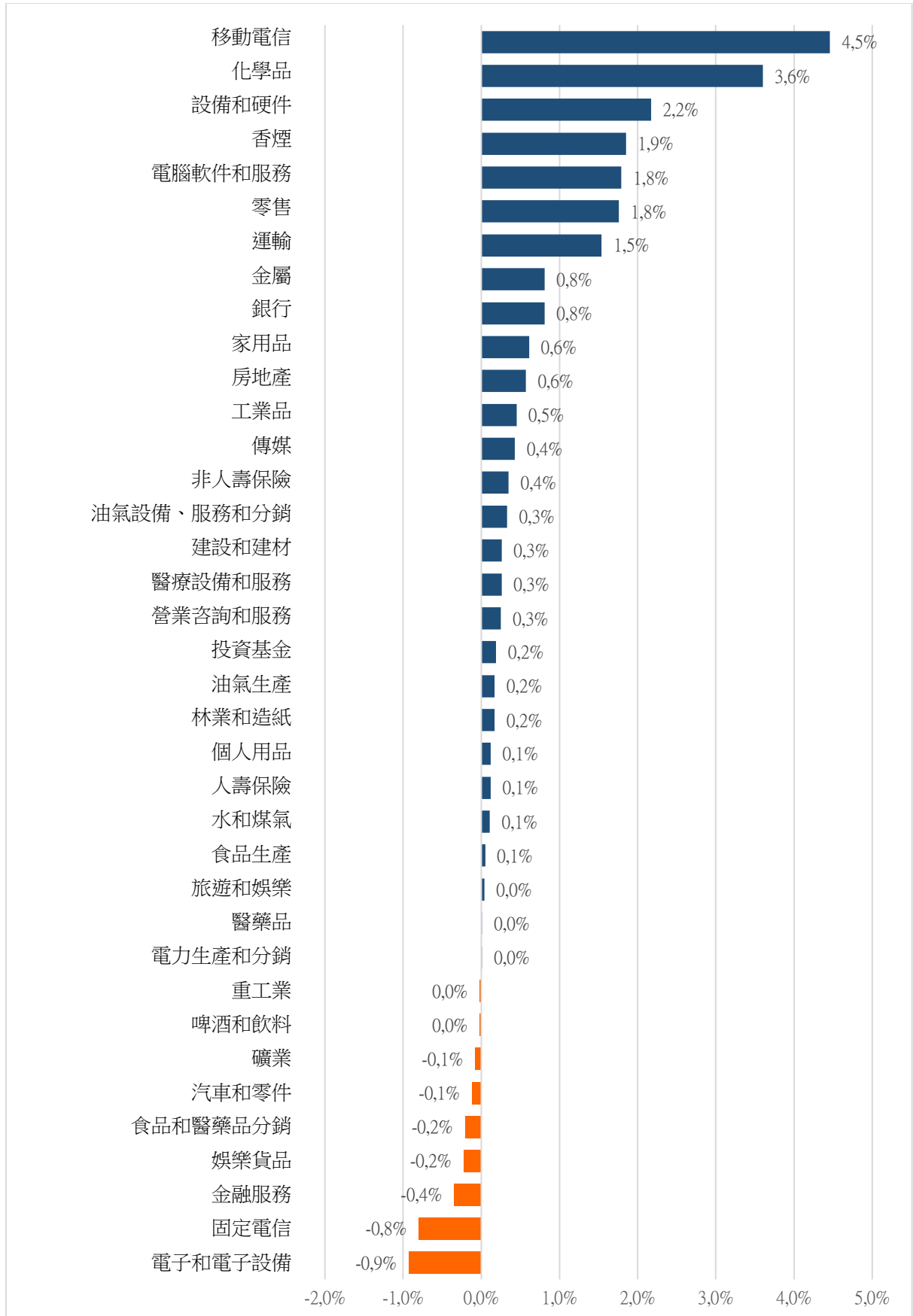
資料源: Bloomberg & Yuanta Research

資料源: Bloomberg & Yuanta Research



We Create Fortune

各行業板塊的交易走勢



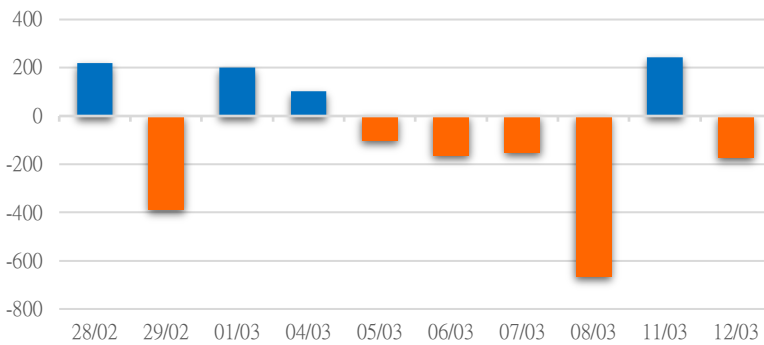
資料源: FiinPro - YSVN



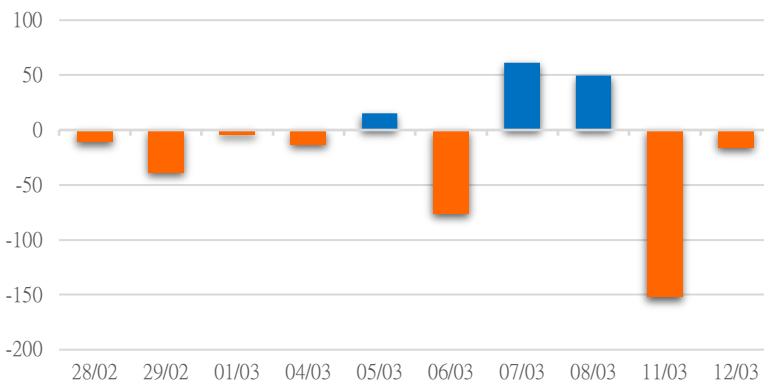
We Create Fortune

外資買進賣統計

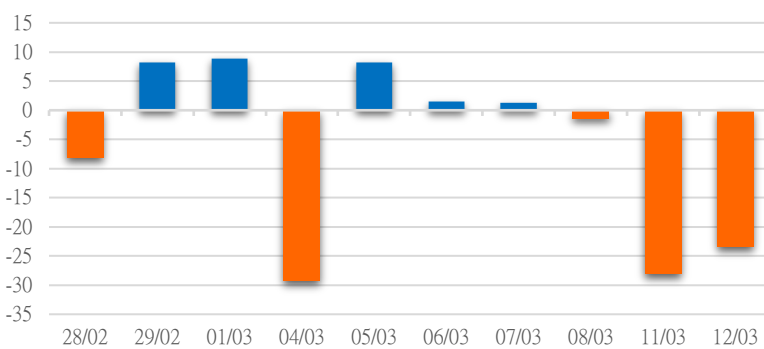
HSX 外資每日買/賣超



HNX 外資每日買/賣超



UPCOM 外資每日買/賣超



證券代碼	買超金額 (Mil.VND)	證券代碼	賣超金額 (Mil.VND)
EIB	70,743	MWG	-262,731
HAH	64,513	VIX	-145,277
VRE	57,661	MSN	-54,560
STB	51,615	VNM	-54,028
FRT	49,347	HSG	-40,184

HSX 外資買/賣超的前 5 名

證券代碼	買超金額 (Mil.VND)	證券代碼	賣超金額 (Mil.VND)
IDC	24,591	SHS	-49,246
TNG	10,420	PVS	-17,659
DTD	9,349	TIG	-2,913
MBS	4,060	DHT	-1,020
GKM	3,285	CEO	-685

HNX 外資買/賣超的前 5 名

證券代碼	買超金額 (Mil.VND)	證券代碼	賣超金額 (Mil.VND)
MCH	14,020	VEA	-11,286
VGT	1,246	BSR	-9,296
RCC	170	ACV	-7,707
LCM	124	QNS	-7,457
MPC	95	VGI	-1,636

UPCOM 外資買/賣超的前 5 名

源: FiinPro - YSVN



We Create Fortune

自營統計

證券代碼	買超金額 (Mil.VND)	證券代碼	賣超金額 (Mil.VND)
E1VFN30	45,787	FPT	36,500
FCN	31,156	VPB	30,975
FUESSVFL	27,294	TCB	24,832
STB	21,059	MSN	24,584
MBB	16,763	VIC	20,912

HSX 自營交易最大前名

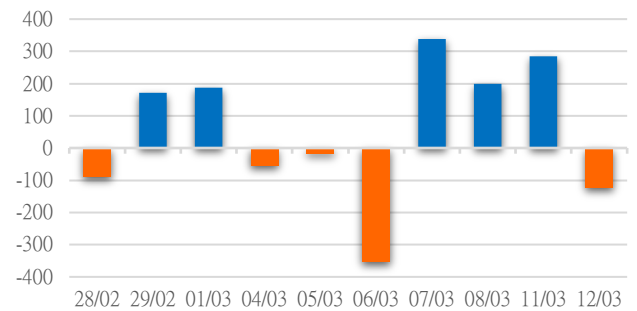
證券代碼	買超金額 (Mil.VND)	證券代碼	賣超金額 (Mil.VND)
PVC	1,342	IDC	7,690
PVS	1,086		
LAS	520		
TNG	0		

HNX 自營交易最大前名

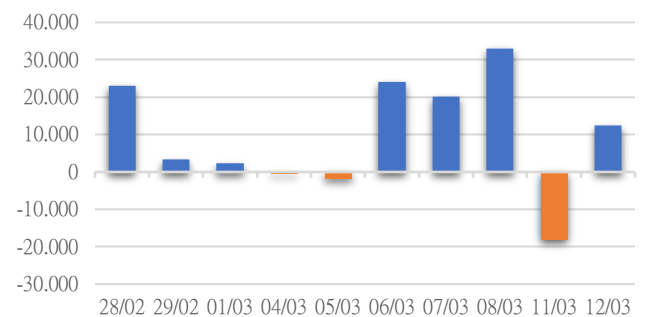
證券代碼	買超金額 (Mil.VND)	證券代碼	賣超金額 (Mil.VND)
		MCH	7,261
		ACV	2,466
		DRI	455
		GDA	234

UPCoM 自營交易最大前名

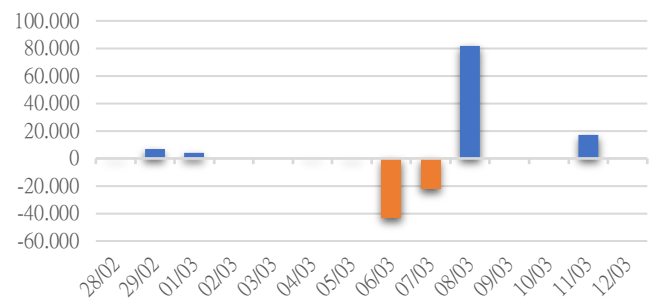
HSX 自營交易每日買/賣超 (BilVND)



HNX 自營交易每日買/賣超 (BilVND)



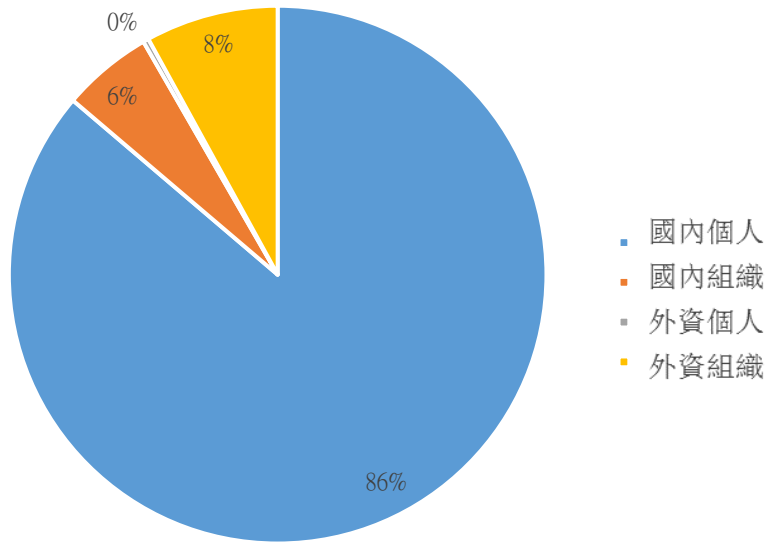
UPCoM 自營交易每日買/賣超 (BilVND)





We Create **Fortune**

越南證券市場投資人類別統計



資料源: FiinPro - YSVN

We Create Fortune

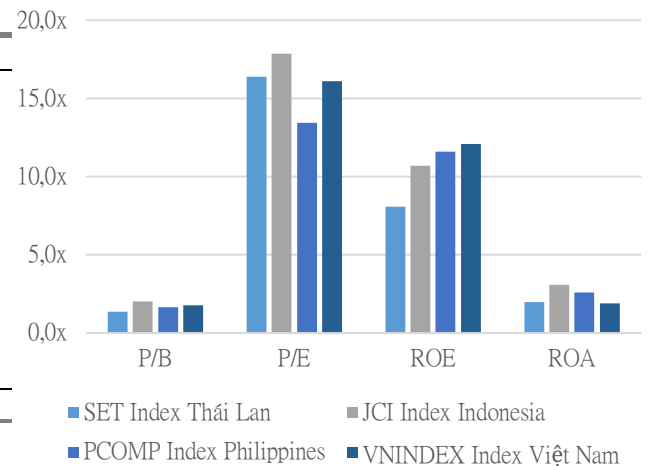
東南亞主要市場走勢比較



東南亞主要市場數據

		Thailand	Indonesia	Philippines	Vietnam
P/B		1.4x	2.0x	1.7x	1.8x
P/E		16.4x	17.8x	13.4x	16.1x
ROE	%	8.09	10.71	11.60	12.09
ROA	%	1.98	3.07	2.58	1.90
Vốn hóa	Tỷ USD	483.07	759.38	171.98	205.86
GTGD	Triệu USD	0.99	0.59	0.07	1.27
LS cổ tức	%	3.27	3.32	2.62	1.60

源: Bloomberg & YSVN





We Create **Fortune**

元大證券（越南）公司

個人客戶分析部

Nguyễn Th ê Minh
研究分析經理
+84 28 3622 6868 ext 3826
minh.nguyen@yuanta.com.vn

Lý Thị Hi ền
研究分析主管
+84 28 3622 6868 ext 3908
hien.ly@yuanta.com.vn

Quách Đức Khánh
研究分析副主管
+84 28 3622 6868 ext 3833
khanh.quach@yuanta.com.vn

Khổng Hữu Hiệp
高級分析專員
+84 28 3622 6868 ext 3912
hiiep.khong@yuanta.com.vn

Nguyễn Trịnh Ngọc Hồng
高級分析專員
+84 28 3622 6868 ext 3832
hong.nguyen@yuanta.com.vn

Phạm Tấn Phát
高級分析專員
+84 28 3622 6868 ext 3880
phat.pham@yuanta.com.vn

個人客戶業務部

Phạm Đắc Thành
北部營業中心經理
+84 28 3622 6868 ext 3416
thanh.pham@yuanta.com.vn

Võ Thị Thu Thủy
平陽分行經理
+84 28 3622 6868 ext 3505
thuy.vo@yuanta.com.vn

Lương Kỳ Ty
堤岸分行經理
+84 28 3622 6868 ext 3653
ty.luong@yuanta.com.vn

Bùi Quốc Phong
同奈分行經理
+84 28 3622 6868 ext 3701
phong.bui@yuanta.com.vn

Võ Đình Tuấn
峴港分行經理
+84 28 3622 6868 ext 3301
tuan.vo@yuanta.com.vn

Nguyễn Việt Quang
河內分行經理
+84 28 3622 6868 ext 3404
quang.nguyen@yuanta.com.vn

Đinh Thị Thu Cúc
頭頓分行經理
+84 28 3622 6868 ext 3203
cuc.dinh@yuanta.com.vn



We Create Fortune

Appendix A: Important Disclosures

Analyst Certification

Each research analyst primarily responsible for the content of this research report, in whole or in part, certifies that with respect to each security or issuer that the analyst covered in this report: (1) all of the views expressed accurately reflect his or her personal views about those securities or issuers; and (2) no part of his or her compensation was, is, or will be, directly or indirectly, related to the specific recommendations or views expressed by that research analyst in the research report.

Ratings Definitions

BUY: We have a positive outlook on the stock based on our expected absolute or relative return over the investment period. Our thesis is based on our analysis of the company's outlook, financial performance, catalysts, valuation and risk profile. We recommend investors add to their position.

HOLD-Outperform: In our view, the stock's fundamentals are relatively more attractive than peers at the current price. Our thesis is based on our analysis of the company's outlook, financial performance, catalysts, valuation and risk profile.

HOLD-Underperform: In our view, the stock's fundamentals are relatively less attractive than peers at the current price. Our thesis is based on our analysis of the company's outlook, financial performance, catalysts, valuation and risk profile.

SELL: We have a negative outlook on the stock based on our expected absolute or relative return over the investment period. Our thesis is based on our analysis of the company's outlook, financial performance, catalysts, valuation and risk profile. We recommend investors reduce their position.

Under Review: We actively follow the company, although our estimates, rating and target price are under review.

Restricted: The rating and target price have been suspended temporarily to comply with applicable regulations and/or Yuanta policies.

Note: Yuanta research coverage with a Target Price is based on an investment period of 12 months. Greater China Discovery Series coverage does not have a formal 12 month Target Price and the recommendation is based on an investment period specified by the analyst in the report.

Global Disclaimer

© 2018 Yuanta. All rights reserved. The information in this report has been compiled from sources we believe to be reliable, but we do not hold ourselves responsible for its completeness or accuracy. It is not an offer to sell or solicitation of an offer to buy any securities. All opinions and estimates included in this report constitute our judgment as of this date and are subject to change without notice.

This report provides general information only. Neither the information nor any opinion expressed herein constitutes an offer or invitation to make an offer to buy or sell securities or other investments. This material is prepared for general circulation to clients and is not intended to provide tailored investment advice and does not take into account the individual financial situation and objectives of any specific person who may receive this report. Investors should seek financial advice regarding the appropriateness of investing in any securities, investments or investment strategies discussed or recommended in this report. The information contained in this report has been compiled from sources believed to be reliable but no representation or warranty, express or implied, is made as to its accuracy, completeness or correctness. This report is not (and should not be construed as) a solicitation to act as securities broker or dealer in any jurisdiction by any person or company that is not legally permitted to carry on such business in that jurisdiction.

Yuanta research is distributed in the United States only to Major U.S. Institutional Investors (as defined in Rule 15a-6 under the Securities Exchange Act of 1934, as amended and SEC staff interpretations thereof). All transactions by a US person in the securities mentioned in this report must be effected through a registered broker-dealer under Section 15 of the Securities Exchange Act of 1934, as amended. Yuanta research is distributed in Taiwan by Yuanta Securities Investment Consulting. Yuanta research is distributed in Hong Kong by Yuanta Securities (Hong Kong) Co. Limited, which is licensed in Hong Kong by the Securities and Futures Commission for regulated activities, including Type 4 regulated activity (advising on securities). In Hong Kong, this research report may not be redistributed, retransmitted or disclosed, in whole or in part or and any form or manner, without the express written