

當日市場：指數同步大幅上漲

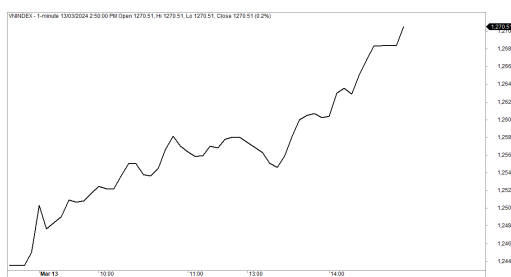
2024/03/14

市場走勢

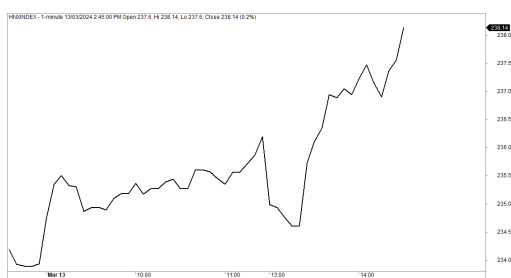
市場指數	VNI	HNI	UPCOM
收盤	1,270.51	238.20	91.53
%日	2.05%	1.78%	0.84%
%週	-1.97%	-1.40%	-1.10%
%月	3.88%	1.29%	1.61%
%年	18.23%	12.59%	18.24%
<b>成交值(Bil.VND)</b>			
當日	26,244	2,272	836
日均量/週	25,362	2,300	788
日均量/月	23,768	1,929	832
<b>外資進出</b>			
買進	2,027.22	72.43	18.58
賣出	2,490.80	113.74	32.43
買賣超	-463.59	-41.31	-13.85
<b>市場漲跌家數</b>			
上漲	288	136	219
下跌	54	40	110
持平	77	149	574
<b>市場指標</b>			
P/E	14.67	19.94	17.45
總市值 (兆盾)	5,146	320	1,195
股息殖利率	0.00%	0.00%	0.00%

資料源: Bloomberg - YSVN

VNINDEX



HNIINDEX



市場走勢

市場在盤初延續上漲勢頭，並在尾盤加速上漲動能。VN-Index 收漲 2.05%，止於 1,270.51 點，HNX-Index 上漲 1.78%，Upcom-Index 上漲 0.84%。3 大市場的交易額均達到 29 兆 3,510 億越南盾。

銀行業強勁加速，如 ACB、BID、CTG、MBB、SHB、TPB、VCB、VIB、VPB 上漲超過 1%。此外，證券股如 SSI、VIX、VCI、ORS、VDS 均上漲。其他大型股如 FPT (4.56%)、GVR (2.22%)、MWG (3.85%)、PLX (2.06%)、VRE (2.78%) 均大幅上漲。VN30-Index 收盤上漲 2.42%，其中有 29 檔上漲股和 1 檔下跌股，顯示大型股的上漲動力相當強勁。

除證券股外，房地產 (HDG、KDH、KBC、DXG、PDR、NVL)、油氣 (PVD、PVS)、鋼鐵 (HPG、NKG、HSG) 也同步大幅上漲。

外資在連續第二個交易日在 3 大市場賣超超過 5,160 億越南盾，其中 VNM (2,420 億)、VHM (1,210 億)、GEX (510 億) 被拋售最多的股票。相反，MWG (680 億)、DCM (420 億)、HPG (320 億) 在買超方面領先。

市場短期觀點

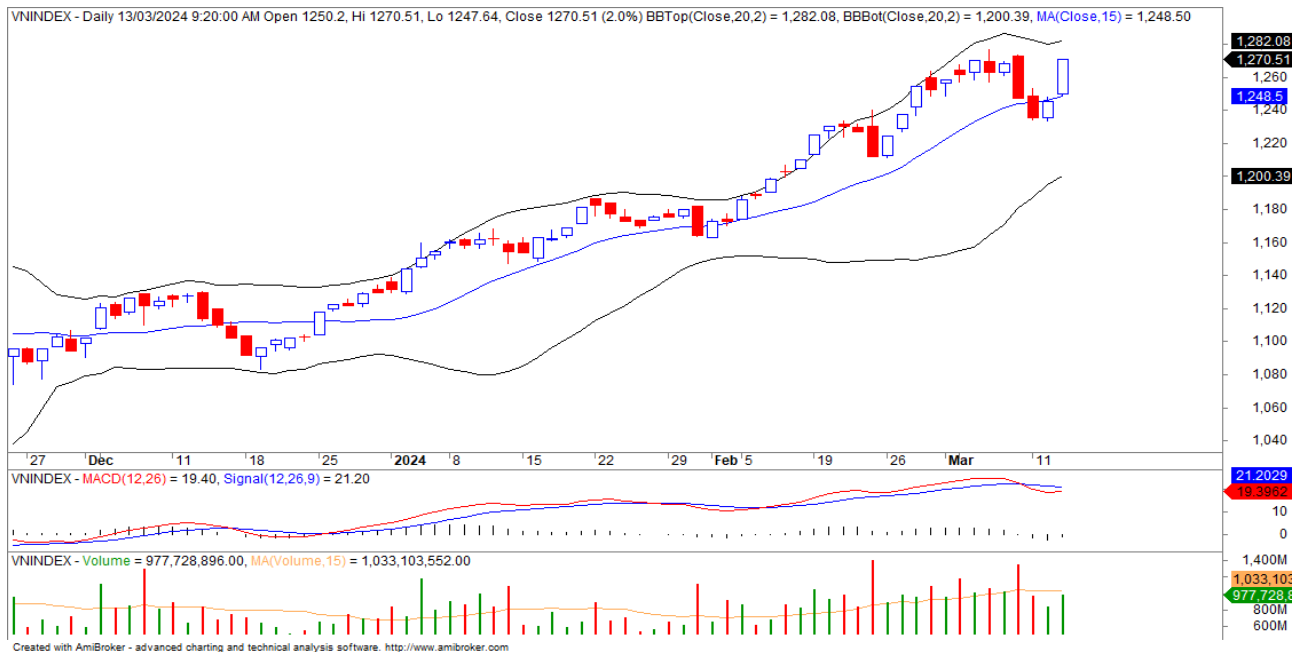
我們認為市場在下一個交易日可能會繼續上漲，但 VN-Index 可能會重新測試 1,268 點。同時，市場可能會在此期間出現分化，大型股在下一個交易日仍可能會出現調整，而中小型股出現進入積極劇烈波動階段。此外，短期情緒指標再次大幅上漲，顯示投資者再次樂觀。

大盤的短期趨勢從中性調整至上漲。因此，我們建議短期投資者可以逐步增加股票比例並買進新股。

請在 <https://ysradar.yuanta.com.vn/> 查看有關股票的信號。

We Create Fortune

技術分析圖



指數技術分析圖 VN-Index



指數技術分析圖 HNX-Index

指數	短期趨勢	中期趨勢	阻力區 1	阻力區 2	支撐區 1	支撐區 2
VN-Index	上漲	上漲	1253	1300	870	800
HNX-Index	上漲	上漲	260	306	189	160
VN30	上漲	上漲	1270	1300	980	960
VNMidcaps	上漲	上漲	1280	1250	963	900
VNSmallcaps	上漲	上漲	1250	1250	804	750

We Create Fortune

胡志明市交易所 (HSX)

	收盤	漲跌%
VNI	1270.51	2.05%
VN30	1272.28	2.42%
VN Mid	1908.92	2.68%
VN Small	1489.3	1.87%

河內交易所 (HSX)

	收盤	漲跌%
HNI	238.2	1.78%
HN30	516.44	2.56%
VNX AllSh	1288.32	2.46%

UPCOM 市場 (UPCoM)

	收盤	漲跌%
UPCoM	91.53	0.84%

外資交易	成交值 (BiL.VND)
買進	2027.21508
賣出	2490.80387
買超/賣超	-463.588795

外資交易	成交值 (BiL.VND)
買進	72.43
賣出	113.74
買超/賣超	-41.31

外資交易	成交值 (BiL.VND)
買進	18.58
賣出	32.43
買超/賣超	-13.85

上漲排名/ 股碼	漲跌(VND)	漲跌%
ADS	900	6.98%
DGC	8300	6.98%
HUB	1250	6.96%
TV2	2750	6.96%
GIL	2250	6.94%

上漲排名/ 股碼	漲跌(VND)	漲跌%
TSB	5300	9.89%
VGS	2400	9.84%
CMS	1600	9.70%
IVS	1200	9.68%
VTV	500	8.62%

上漲排名/ 股碼	漲跌(VND)	漲跌%
SCJ	0	12.05%
VEF	81635584	11.44%
KVC	23650576	11.38%
HHG	17028673	7.65%
MCG	28080360	6.91%

下跌排名/ 股碼	漲跌(VND)	漲跌%
TCD	-350	-4.18%
SBT	-200	-1.61%
CKG	-300	-1.33%
BTP	-250	-1.23%
CTF	-250	-0.84%

下跌排名/ 股碼	漲跌(VND)	漲跌%
MCO	-3200	-10.00%
CAP	-2000	-1.97%
DHT	-100	-0.39%
AMV	0	0.00%
C69	0	0.00%

下跌排名/ 股碼	漲跌(VND)	漲跌%
MCH	-7300	-5.03%
BCA	-836	-3.68%
VNZ	-12939	-2.25%
VGI	-761	-1.91%
VNB	-231	-1.64%

\*備註：市值>5,000 億盾；成交值>15 億盾

市值排名/ 股碼	BiL.VND
VCB	527,610,215
BID	296,422,667
VHM	185,931,492
CTG	185,264,715
GAS	178,916,034

市值排名/ 股碼	BiL.VND
IDC	19,403,996
PVS	17,350,176
HUT	16,511,471
SHS	14,392,874
THD	13,397,999

市值排名/ 股碼	BiL.VND
ACV	186,865,072
VGI	121,171,080
MCH	104,215,762
BSR	59,132,729
VEA	47,827,498

交易量排名/ 股碼	成交值	30 日均
VIX	61,286,500	32,590,391
SSI	35,810,800	26,794,686
VND	35,096,500	32,582,720
HPG	29,797,000	34,212,472
TCB	20,371,800	12,989,801

交易量排名/ 股碼	成交值	30 日均
SHS	587,694,947,000	23,611,040
CEO	212,214,181,800	11,292,582
MBS	193,292,956,700	4,908,366
PVS	189,944,043,700	6,757,733
IDC	244,774,394,900	2,452,059

交易量排 名/股碼	成交值	30 日均
BSR	113,689,044,800	7,172,140
SBS	27,315,019,800	2,890,427
DAN	0	520,676
KVC	6,199,734,000	230,861
VGI	101,020,655,700	1,626,874

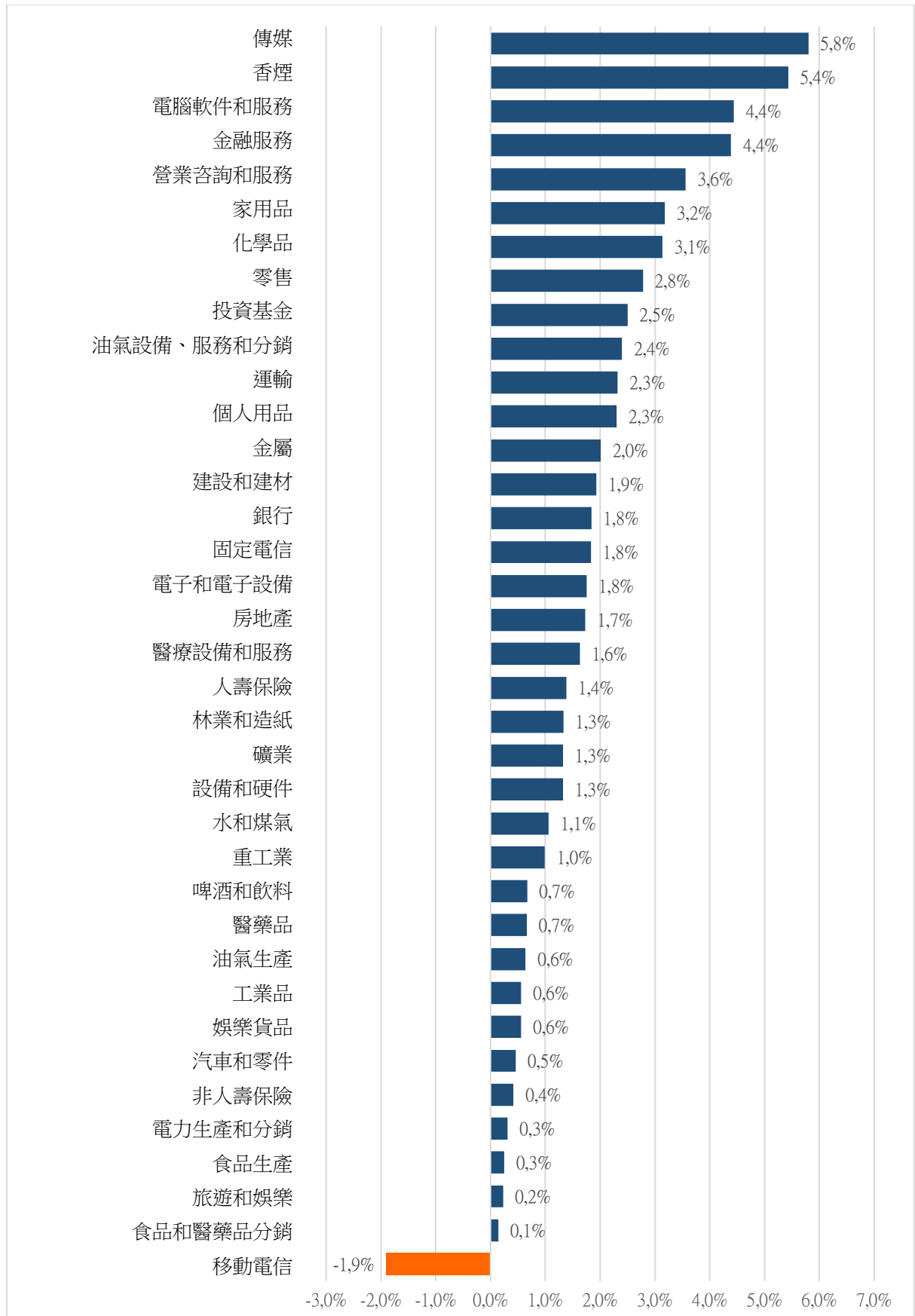
資料源: Bloomberg & Yuanta Research

資料源: Bloomberg & Yuanta Research

資料源: Bloomberg & Yuanta Research

We Create Fortune

## 各行業板塊的交易走勢

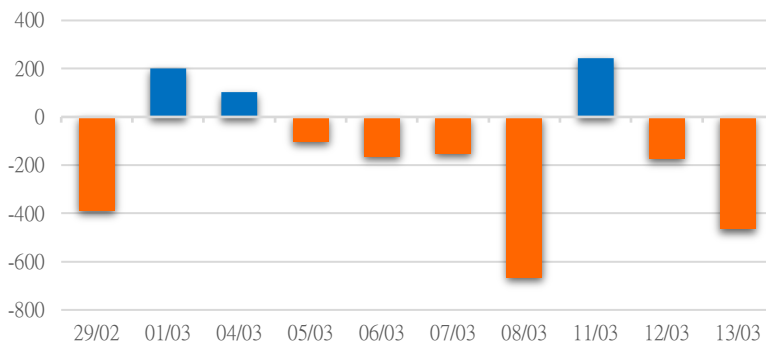


資料源:: FiinPro - YSVN

We Create Fortune

## 外資買進賣統計

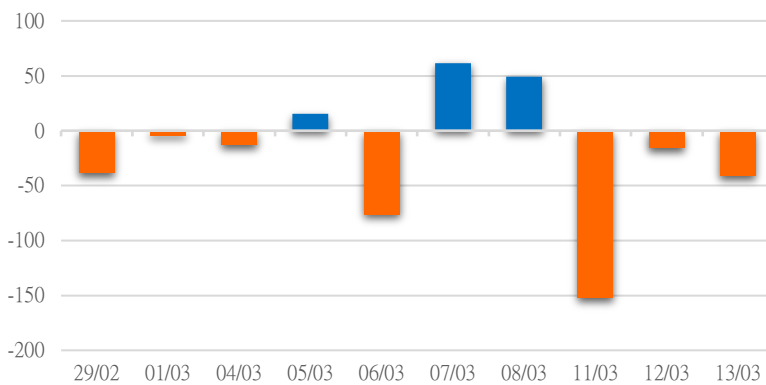
HSX 外資每日買/賣超



證券代碼	買超金額 (Mil.VND)	證券代碼	賣超金額 (Mil.VND)
MWG	68,468	VNM	-242,707
DCM	41,972	VHM	-121,073
HPG	31,323	GEX	-50,983
DPM	31,260	VND	-49,233
VCI	25,190	VCB	-43,593

HSX 外資買/賣超的前 5 名

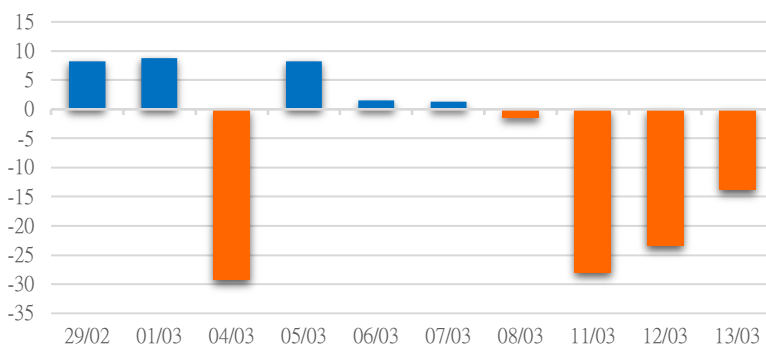
HNX 外資每日買/賣超



證券代碼	買超金額 (Mil.VND)	證券代碼	賣超金額 (Mil.VND)
DTD	11,202	SHS	-27,115
MBS	6,360	PVS	-19,654
VGS	3,567	IDC	-10,715
LAS	3,054	CEO	-9,011
HUT	2,725	BVS	-2,080

HNX 外資買/賣超的前 5 名

UPCOM 外資每日買/賣超



證券代碼	買超金額 (Mil.VND)	證券代碼	賣超金額 (Mil.VND)
ACV	4,980	BSR	-9,461
QNS	1,130	VEA	-7,475
KVC	539	MPC	-1,762
VGG	201	GDA	-542
KCB	182	VGI	-388

UPCOM 外資買/賣超的前 5 名

源: FiinPro - YSVN



We Create **Fortune**

### 自營統計

證券代碼	買超金額 (Mil.VND)	證券代碼	賣超金額 (Mil.VND)
VIX	191,722	KDH	34,072
VNM	38,397	FPT	10,033
FCN	24,077	BID	8,842
VPB	20,598	STB	5,057
MWG	18,722	VPI	4,328

HSX 自營交易最大前名

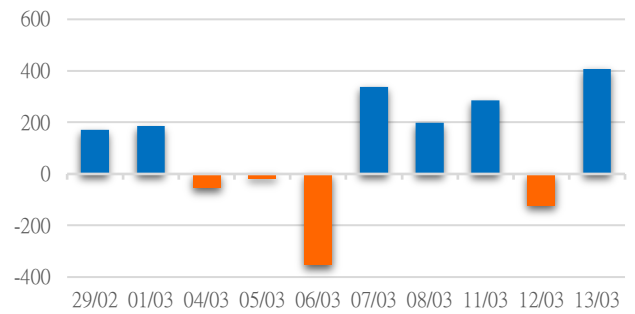
證券代碼	買超金額 (Mil.VND)	證券代碼	賣超金額 (Mil.VND)
NTP	226	IDC	7,488
PVC	78	PVS	1,107
		TNG	2
		CEO	2

HNX 自營交易最大前名

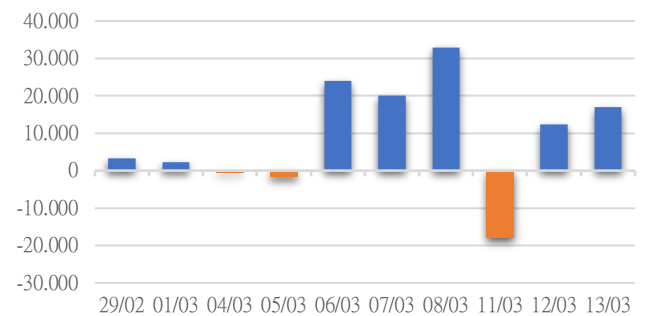
證券代碼	買超金額 (Mil.VND)	證券代碼	賣超金額 (Mil.VND)
		VGT	3,871
		GDA	238

UPCoM 自營交易最大前名

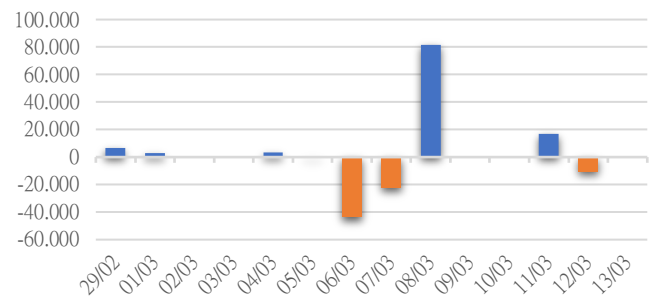
HSX 自營交易每日買/賣超 (BilVND)



HNX 自營交易每日買/賣超 (BilVND)



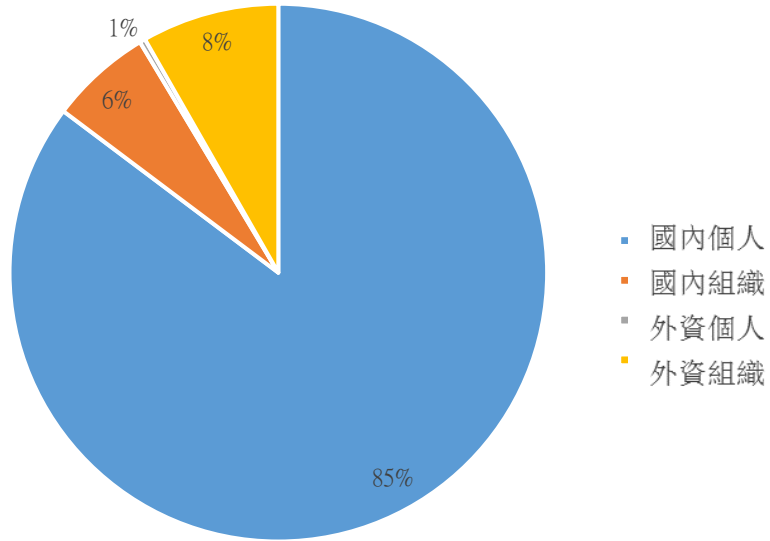
UPCOM 自營交易每日買/賣超 (BilVND)





We Create **Fortune**

### 越南證券市場投資人類別統計

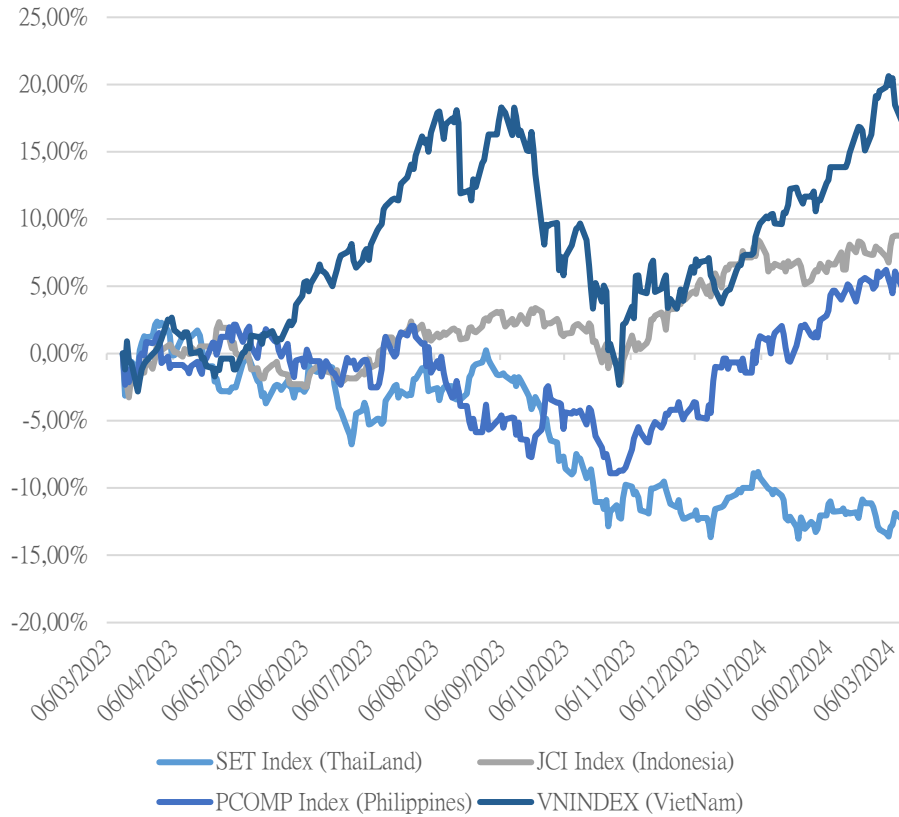


資料源: FiinPro - YSVN



We Create Fortune

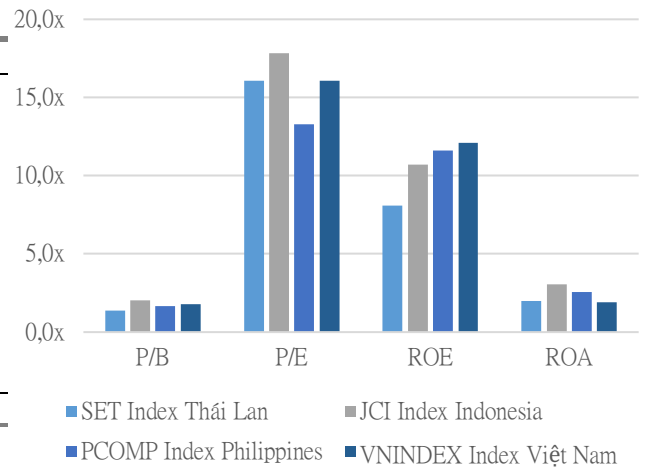
### 東南亞主要市場走勢比較



東南亞主要市場數據

		Thailand	Indonesia	Philippines	Vietnam
P/B		1.4x	2.0x	1.6x	1.8x
P/E		16.1x	17.8x	13.3x	16.1x
ROE	%	8.10	10.71	11.60	12.09
ROA	%	2.01	3.07	2.58	1.90
Vốn hóa	Tỷ USD	476.62	759.96	170.30	205.23
GTGD	Triệu USD	0.90	0.59	0.07	0.80
LS cổ tức	%	3.28	3.29	2.59	1.56

源：BloomBerg & YSVN



■ SET Index Thái Lan ■ JCI Index Indonesia  
■ PCOMP Index Philippines ■ VNINDEX Index Việt Nam





We Create **Fortune**

## 元大證券（越南）公司

### 個人客戶分析部

**Nguyễn Th ê Minh**  
研究分析經理  
+84 28 3622 6868 ext 3826  
minh.nguyen@yuanta.com.vn

**Lý Thị Hi ền**  
研究分析主管  
+84 28 3622 6868 ext 3908  
hien.ly@yuanta.com.vn

**Quách Đức Khánh**  
研究分析副主管  
+84 28 3622 6868 ext 3833  
khanh.quach@yuanta.com.vn

**Khổng Hữu Hiệp**  
高級分析專員  
+84 28 3622 6868 ext 3912  
hiiep.khong@yuanta.com.vn

**Nguyễn Trịnh Ngọc Hồng**  
高級分析專員  
+84 28 3622 6868 ext 3832  
hong.nguyen@yuanta.com.vn

**Phạm Tấn Phát**  
高級分析專員  
+84 28 3622 6868 ext 3880  
phat.pham@yuanta.com.vn

### 個人客戶業務部

**Phạm Đắc Thành**  
北部營業中心經理  
+84 28 3622 6868 ext 3416  
thanh.pham@yuanta.com.vn

**Võ Thị Thu Thủy**  
平陽分行經理  
+84 28 3622 6868 ext 3505  
thuy.vo@yuanta.com.vn

**Lương Kỳ Ty**  
堤岸分行經理  
+84 28 3622 6868 ext 3653  
ty.luong@yuanta.com.vn

**Bùi Quốc Phong**  
同奈分行經理  
+84 28 3622 6868 ext 3701  
phong.bui@yuanta.com.vn

**Võ Đình Tuấn**  
峴港分行經理  
+84 28 3622 6868 ext 3301  
tuan.vo@yuanta.com.vn

**Nguyễn Việt Quang**  
河內分行經理  
+84 28 3622 6868 ext 3404  
quang.nguyen@yuanta.com.vn

**Đinh Thị Thu Cúc**  
頭頓分行經理  
+84 28 3622 6868 ext 3203  
cuc.dinh@yuanta.com.vn



We Create **Fortune**

## Appendix A: Important Disclosures

### Analyst Certification

Each research analyst primarily responsible for the content of this research report, in whole or in part, certifies that with respect to each security or issuer that the analyst covered in this report: (1) all of the views expressed accurately reflect his or her personal views about those securities or issuers; and (2) no part of his or her compensation was, is, or will be, directly or indirectly, related to the specific recommendations or views expressed by that research analyst in the research report.

### Ratings Definitions

**BUY:** We have a positive outlook on the stock based on our expected absolute or relative return over the investment period. Our thesis is based on our analysis of the company's outlook, financial performance, catalysts, valuation and risk profile. We recommend investors add to their position.

**HOLD-Outperform:** In our view, the stock's fundamentals are relatively more attractive than peers at the current price. Our thesis is based on our analysis of the company's outlook, financial performance, catalysts, valuation and risk profile.

**HOLD-Underperform:** In our view, the stock's fundamentals are relatively less attractive than peers at the current price. Our thesis is based on our analysis of the company's outlook, financial performance, catalysts, valuation and risk profile.

**SELL:** We have a negative outlook on the stock based on our expected absolute or relative return over the investment period. Our thesis is based on our analysis of the company's outlook, financial performance, catalysts, valuation and risk profile. We recommend investors reduce their position.

**Under Review:** We actively follow the company, although our estimates, rating and target price are under review.

**Restricted:** The rating and target price have been suspended temporarily to comply with applicable regulations and/or Yuanta policies.

Note: Yuanta research coverage with a Target Price is based on an investment period of 12 months. Greater China Discovery Series coverage does not have a formal 12 month Target Price and the recommendation is based on an investment period specified by the analyst in the report.

### Global Disclaimer

© 2018 Yuanta. All rights reserved. The information in this report has been compiled from sources we believe to be reliable, but we do not hold ourselves responsible for its completeness or accuracy. It is not an offer to sell or solicitation of an offer to buy any securities. All opinions and estimates included in this report constitute our judgment as of this date and are subject to change without notice.

This report provides general information only. Neither the information nor any opinion expressed herein constitutes an offer or invitation to make an offer to buy or sell securities or other investments. This material is prepared for general circulation to clients and is not intended to provide tailored investment advice and does not take into account the individual financial situation and objectives of any specific person who may receive this report. Investors should seek financial advice regarding the appropriateness of investing in any securities, investments or investment strategies discussed or recommended in this report. The information contained in this report has been compiled from sources believed to be reliable but no representation or warranty, express or implied, is made as to its accuracy, completeness or correctness. This report is not (and should not be construed as) a solicitation to act as securities broker or dealer in any jurisdiction by any person or company that is not legally permitted to carry on such business in that jurisdiction.

Yuanta research is distributed in the United States only to Major U.S. Institutional Investors (as defined in Rule 15a-6 under the Securities Exchange Act of 1934, as amended and SEC staff interpretations thereof). All transactions by a US person in the securities mentioned in this report must be effected through a registered broker-dealer under Section 15 of the Securities Exchange Act of 1934, as amended. Yuanta research is distributed in Taiwan by Yuanta Securities Investment Consulting. Yuanta research is distributed in Hong Kong by Yuanta Securities (Hong Kong) Co. Limited, which is licensed in Hong Kong by the Securities and Futures Commission for regulated activities, including Type 4 regulated activity (advising on securities). In Hong Kong, this research report may not be redistributed, retransmitted or disclosed, in whole or in part or and any form or manner, without the express written