

當日市場：外資小幅賣超

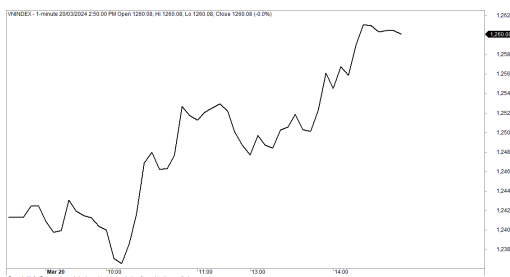
2024/03/21

市場走勢

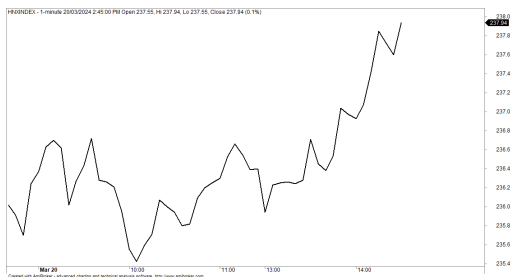
市場指數	VNI	HNI	UPCOM
收盤	1,260.08	238.03	90.54
%日	1.42%	0.79%	-0.06%
%週	-0.82%	-0.07%	-1.08%
%月	2.44%	1.94%	0.01%
%年	23.16%	18.06%	19.10%
成交值(Bil.VND)			
當日	22,942	1,584	511
日均量/週	28,607	2,625	678
日均量/月	25,597	2,191	735
外資進出			
買進	1,625.12	49.86	28.22
賣出	2,189.51	47.53	31.88
買賣超	-564.39	2.33	-3.65
市場漲跌家數			
上漲	230	108	177
下跌	99	69	155
持平	90	148	571
市場指標			
P/E	14.53	19.69	17.26
總市值 (兆盾)	5,105	319	1,166
股息殖利率	0.00%	0.00%	0.00%

資料源: Bloomberg - YSVN

VNINDEX



HNIINDEX



市場走勢

與帳戶中巨額抄底的擔憂相反，市場指數大幅上漲，並收於高位。VN-Index 收漲 1.42%，止於 1,260.08 點，HNX-Index 上漲 0.79%，而 Upcom-Index 相比下跌 0.06%。3 大市場的交易額均達到 25 兆 360 億越南盾。

金融股領漲，VIB 漲停，MBB、TCB、ACB、SSI、CTG VCI、MSB、VPB 收漲 2-4%。此外，MWG（5.49%）、FPT（2.23%）、GAS（1.63%）等其他藍籌股同步上漲。

中小型股的漲幅也相當強勁，如 HAG、HPX 漲停，而 HNG、HDC、PVD、DGC 均上漲 2% 以上。

外資在連續 7 個交易日在 3 大市場賣超 5,680 億越南盾，其中 FUEVFNND（2,840 億）、VIC（1,740 億）、VNM（830 億）被拋售最多的股票。相反，DGC（1,020 億）、STB（1,000 億）、MWG（590 億）在買超方面領先。

市場短期觀點

我們認為市場可能會在下一個交易日繼續上漲，VN-Index 可能會重新測試 1,268 - 1,270 點。同時，市場仍處於短期調整階段，因此 VN-Index 在接下來的 1-2 個交易日內可能無法完全突破 1,268 - 1,270 點的阻力位。積極點是，現金流回歸大型股，因此市場的上漲趨勢在短期內也可能得到鞏固。

大盤得短期走勢仍維持上漲。因此，我們建議短期投資者可以繼續持有投資組合中較高比例的股票，並在調整期時買進新股。

請在 <https://ysradar.yuanta.com.vn/> 查看有關股票的信號。



We Create Fortune

技術分析圖



指數技術分析圖 VN-Index



指數技術分析圖 HNX-Index

指數	短期趨勢	中期趨勢	阻力區 1	阻力區 2	支撐區 1	支撐區 2
VN-Index	上漲	上漲	1253	1300	870	800
HNX-Index	上漲	上漲	260	306	189	160
VN30	上漲	上漲	1270	1300	980	960
VNMidcaps	上漲	上漲	1280	1250	963	900
VNSmallcaps	上漲	上漲	1250	1250	804	750

We Create Fortune

胡志明市交易所 (HSX)

	收盤	漲跌%
VNI	1260.08	1.42%
VN30	1259.06	1.97%
VN Mid	1899.69	1.69%
VN Small	1496.5	0.61%

河內交易所 (HSX)

	收盤	漲跌%
HNI	238.03	0.79%
HN30	518.63	0.99%
VNX AllSh	1278.28	1.80%

UPCOM 市場 (UPCoM)

	收盤	漲跌%
UPCoM	90.54	-0.06%

外資交易	成交值 (BiL.VND)
買進	1625.12152
賣出	2189.51216
買超/賣超	-564.39064

外資交易	成交值 (BiL.VND)
買進	49.86
賣出	47.53
買超/賣超	2.33

外資交易	成交值 (BiL.VND)
買進	28.22
賣出	31.88
買超/賣超	-3.65

上漲排名/股碼	漲跌(VND)	漲跌%
HPX	1090	19.96%
D2D	2550	6.99%
VIB	1500	6.79%
HAG	800	6.75%
TCH	800	5.65%

上漲排名/股碼	漲跌(VND)	漲跌%
ITQ	300	9.68%
MBG	200	4.55%
NAG	500	4.07%
LAS	600	3.12%
L18	1300	2.81%

上漲排名/股碼	漲跌(VND)	漲跌%
BOT	30118968	9.66%
VNB	32565280	8.49%
DGT	38610700	6.67%
DDV	70897651	3.94%
PPH	0	2.58%

下跌排名/股碼	漲跌(VND)	漲跌%
SJS	-3000	-3.80%
NO1	-300	-3.26%
TNT	-190	-3.09%
SBT	-200	-1.58%
TV2	-700	-1.52%

下跌排名/股碼	漲跌(VND)	漲跌%
GKM	-1600	-4.86%
CAP	-2900	-4.29%
C69	-200	-2.63%
KDM	-500	-2.55%
SJE	-400	-1.91%

下跌排名/股碼	漲跌(VND)	漲跌%
HSV	-516	-5.86%
SCL	-1148	-3.68%
DRI	-384	-3.34%
VNZ	-17012	-3.09%
ABW	-203	-1.86%

*備註：市值>5,000 億盾；成交值>15 億盾

市值排名/股碼	BiL.VND
VCB	520,903,306
BID	302,123,103
GAS	186,035,928
VHM	185,060,618
CTG	184,459,217

市值排名/股碼	BiL.VND
IDC	19,304,996
PVS	17,971,533
HUT	16,868,476
SHS	15,612,610
THD	13,436,499

市值排名/股碼	BiL.VND
ACV	185,225,828
VGI	107,598,726
MCH	94,197,927
BSR	58,810,277
VEA	48,066,682

交易量排名/股碼	成交值	30 日均
MBB	40,175,300	28,418,435
DIG	29,500,600	27,546,641
VIX	28,975,700	36,287,099
STB	28,332,800	21,661,101
VIB	27,345,400	5,793,141

交易量排名/股碼	成交值	30 日均
SHS	481,494,992,400	29,359,160
CEO	275,165,683,900	13,259,914
PVS	157,894,199,500	7,332,738
MST	25,470,744,100	1,792,069
MBS	90,296,043,400	5,318,037

交易量排名/股碼	成交值	30 日均
BSR	89,201,322,000	6,650,010
BOT	13,117,520,700	766,719
C4G	34,711,340,500	1,407,306
DDV	34,516,520,900	2,014,817
DGT	7,987,873,500	385,408

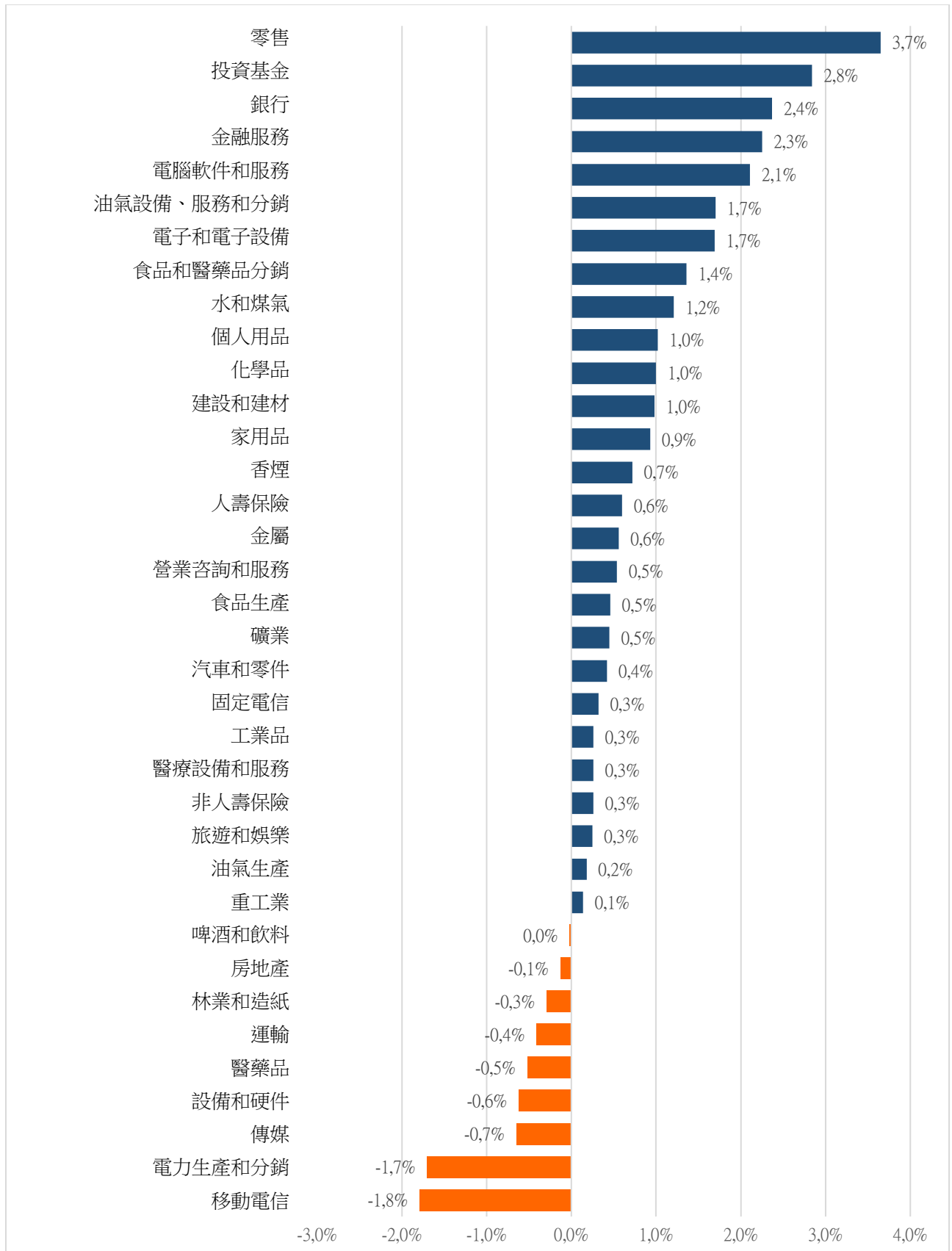
資料源: Bloomberg & Yuanta Research

資料源: Bloomberg & Yuanta Research

資料源: Bloomberg & Yuanta Research

We Create Fortune

各行業板塊的交易走勢



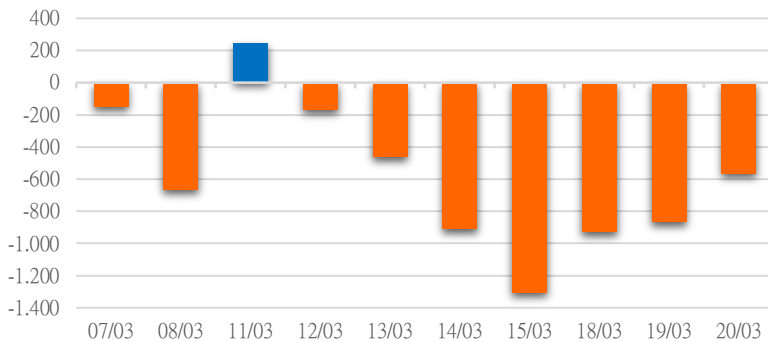
資料源: FimPro - YSVN



We Create Fortune

外資買進賣統計

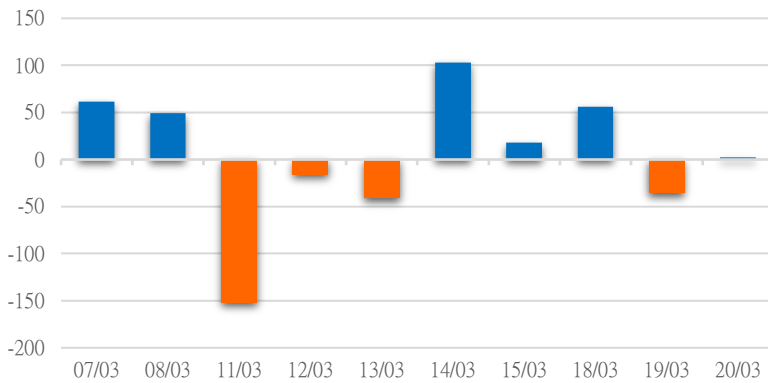
HSX 外資每日買/賣超



證券代碼	買超金額 (Mil.VND)	證券代碼	賣超金額 (Mil.VND)
DGC	102,012	FUEVFNVD	-283,770
STB	101,398	VIC	-175,278
MWG	59,748	VNM	-83,325
HAG	41,880	MSN	-81,646
GEX	40,898	BID	-50,444

HSX 外資買/賣超的前 5 名

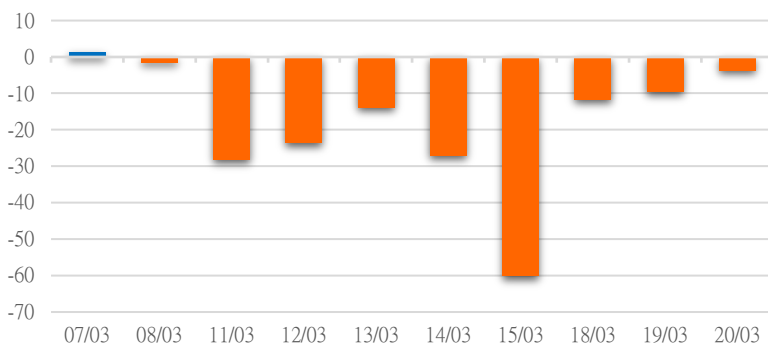
HNX 外資每日買/賣超



證券代碼	買超金額 (Mil.VND)	證券代碼	賣超金額 (Mil.VND)
HUT	1,199	PVS	-17,876
HLC	745	SHS	-7,149
LAS	376	IDC	-4,278
MST	361	VGS	-3,944
PPS	296	DTD	-2,840

HNX 外資買/賣超的前 5 名

UPCOM 外資每日買/賣超



證券代碼	買超金額 (Mil.VND)	證券代碼	賣超金額 (Mil.VND)
VGT	2,487	ACV	-4,769
ABI	837	BSR	-1,946
MCH	786	VEA	-686
MPC	344	GDA	-466
CSI	233	MSR	-267

UPCOM 外資買/賣超的前 5 名

源: FiinPro - YSVN



We Create Fortune

自營統計

證券代碼	買超金額 (Mil.VND)	證券代碼	賣超金額 (Mil.VND)
FUEVFNVD	391,027	MWG	89,355
GAS	48,322	VIB	78,313
FUESSV30	10,739	FPT	66,001
E1VFN30	6,243	PNJ	51,932
HPG	6,135	MBB	48,965

HSX 自營交易最大前名

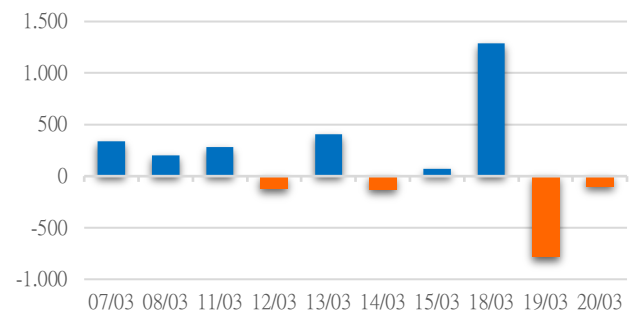
證券代碼	買超金額 (Mil.VND)	證券代碼	賣超金額 (Mil.VND)
		IDC	2,889
		PVS	1,874
		VCS	342
		CEO	5
		PVC	3

HNX 自營交易最大前名

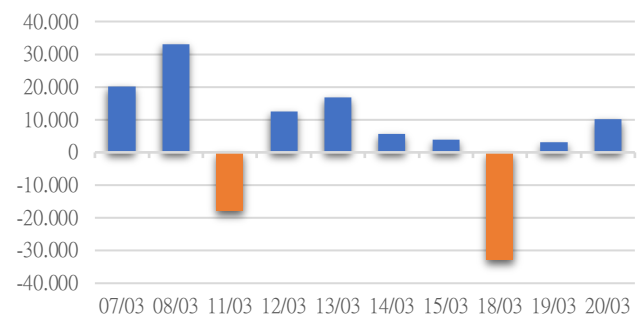
證券代碼	買超金額 (Mil.VND)	證券代碼	賣超金額 (Mil.VND)
VEA	369.22	BSR	960
FOX	287.79		
DDV	13.70		

UPCoM 自營交易最大前名

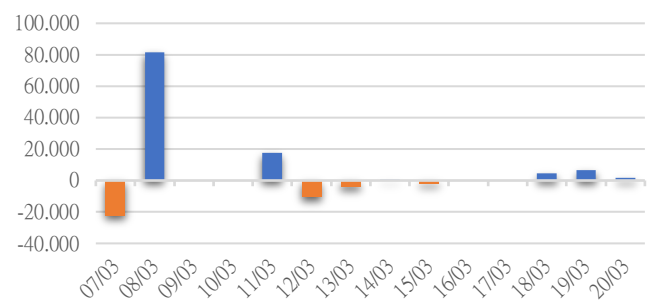
HSX 自營交易每日買/賣超 (BiVND)



HNX 自營交易每日買/賣超 (BiVND)



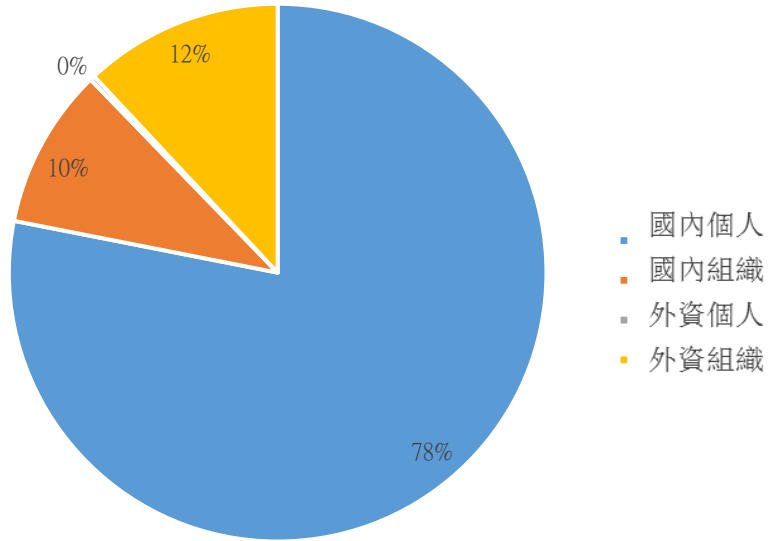
UPCoM 自營交易每日買/賣超 (BiVND)





We Create **Fortune**

越南證券市場投資人類別統計

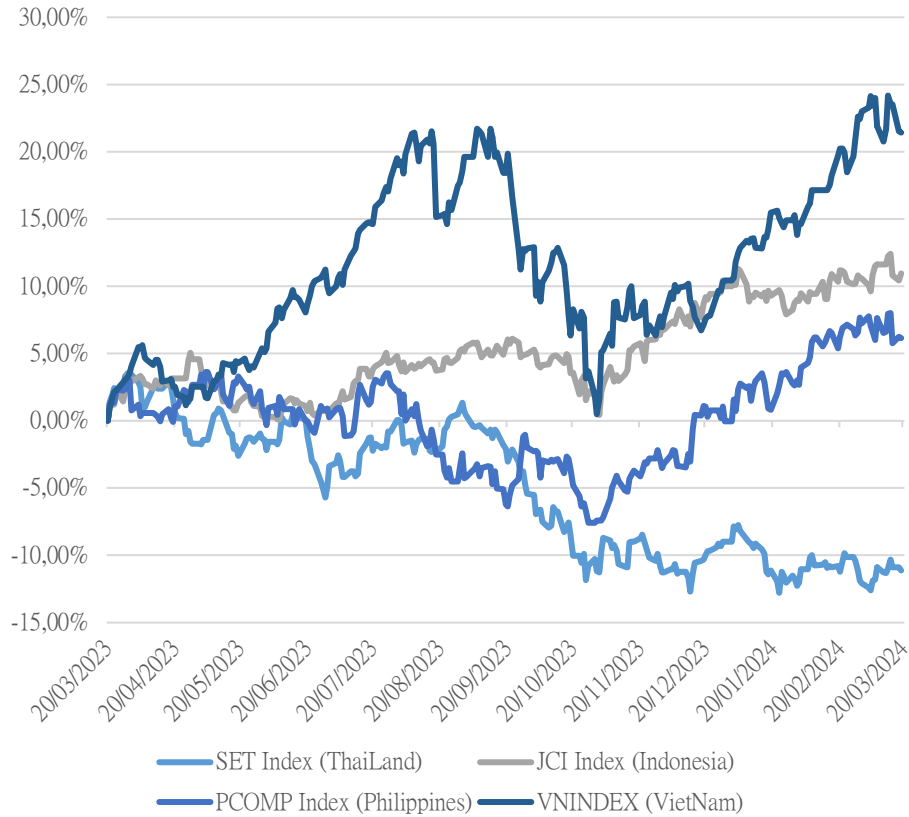


資料源: FiinPro - YSVN



We Create Fortune

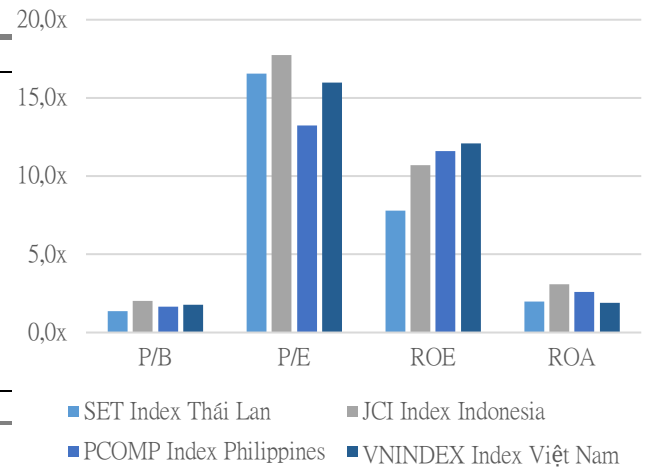
東南亞主要市場走勢比較



東南亞主要市場數據

		Thailand	Indonesia	Philippines	Vietnam
P/B		1.4x	2.0x	1.6x	1.8x
P/E		16.6x	17.7x	13.2x	16.0x
ROE	%	7.80	10.70	11.60	12.09
ROA	%	1.98	3.07	2.58	1.90
Vốn hóa	Tỷ USD	471.76	746.26	166.97	204.32
GTGD	Triệu USD	0.92	0.51	0.09	0.76
LS cổ tức	%	3.31	3.63	2.56	1.61

源: Bloomberg & YSVN



■ SET Index Thái Lan ■ JCI Index Indonesia
■ PCOMP Index Philippines ■ VNINDEX Index Việt Nam



We Create **Fortune**

元大證券（越南）公司

個人客戶分析部

Nguyễn Th ê Minh
研究分析經理
+84 28 3622 6868 ext 3826
minh.nguyen@yuantan.com.vn

Lý Thị Hi ền
研究分析主管
+84 28 3622 6868 ext 3908
hien.ly@yuantan.com.vn

Quách Đức Khánh
研究分析副主管
+84 28 3622 6868 ext 3833
khanh.quach@yuantan.com.vn

Khổng Hữu Hiệp
高級分析專員
+84 28 3622 6868 ext 3912
hiiep.khong@yuantan.com.vn

Nguyễn Trịnh Ngọc Hồng
高級分析專員
+84 28 3622 6868 ext 3832
hong.nguyen@yuantan.com.vn

Phạm Tấn Phát
高級分析專員
+84 28 3622 6868 ext 3880
phat.pham@yuantan.com.vn

個人客戶業務部

Phạm Đắc Thành
北部營業中心經理
+84 28 3622 6868 ext 3416
thanh.pham@yuantan.com.vn

Võ Thị Thu Thủy
平陽分行經理
+84 28 3622 6868 ext 3505
thuy.vo@yuantan.com.vn

Lương Kỳ Ty
堤岸分行經理
+84 28 3622 6868 ext 3653
ty.luong@yuantan.com.vn

Bùi Quốc Phong
同奈分行經理
+84 28 3622 6868 ext 3701
phong.bui@yuantan.com.vn

Võ Đình Tuấn
峴港分行經理
+84 28 3622 6868 ext 3301
tuan.vo@yuantan.com.vn

Nguyễn Việt Quang
河內分行經理
+84 28 3622 6868 ext 3404
quang.nguyen@yuantan.com.vn

Đinh Thị Thu Cúc
頭頓分行經理
+84 28 3622 6868 ext 3203
cuc.dinh@yuantan.com.vn



We Create **Fortune**

Appendix A: Important Disclosures

Analyst Certification

Each research analyst primarily responsible for the content of this research report, in whole or in part, certifies that with respect to each security or issuer that the analyst covered in this report: (1) all of the views expressed accurately reflect his or her personal views about those securities or issuers; and (2) no part of his or her compensation was, is, or will be, directly or indirectly, related to the specific recommendations or views expressed by that research analyst in the research report.

Ratings Definitions

BUY: We have a positive outlook on the stock based on our expected absolute or relative return over the investment period. Our thesis is based on our analysis of the company's outlook, financial performance, catalysts, valuation and risk profile. We recommend investors add to their position.

HOLD-Outperform: In our view, the stock's fundamentals are relatively more attractive than peers at the current price. Our thesis is based on our analysis of the company's outlook, financial performance, catalysts, valuation and risk profile.

HOLD-Underperform: In our view, the stock's fundamentals are relatively less attractive than peers at the current price. Our thesis is based on our analysis of the company's outlook, financial performance, catalysts, valuation and risk profile.

SELL: We have a negative outlook on the stock based on our expected absolute or relative return over the investment period. Our thesis is based on our analysis of the company's outlook, financial performance, catalysts, valuation and risk profile. We recommend investors reduce their position.

Under Review: We actively follow the company, although our estimates, rating and target price are under review.

Restricted: The rating and target price have been suspended temporarily to comply with applicable regulations and/or Yuanta policies.

Note: Yuanta research coverage with a Target Price is based on an investment period of 12 months. Greater China Discovery Series coverage does not have a formal 12 month Target Price and the recommendation is based on an investment period specified by the analyst in the report.

Global Disclaimer

© 2018 Yuanta. All rights reserved. The information in this report has been compiled from sources we believe to be reliable, but we do not hold ourselves responsible for its completeness or accuracy. It is not an offer to sell or solicitation of an offer to buy any securities. All opinions and estimates included in this report constitute our judgment as of this date and are subject to change without notice.

This report provides general information only. Neither the information nor any opinion expressed herein constitutes an offer or invitation to make an offer to buy or sell securities or other investments. This material is prepared for general circulation to clients and is not intended to provide tailored investment advice and does not take into account the individual financial situation and objectives of any specific person who may receive this report. Investors should seek financial advice regarding the appropriateness of investing in any securities, investments or investment strategies discussed or recommended in this report. The information contained in this report has been compiled from sources believed to be reliable but no representation or warranty, express or implied, is made as to its accuracy, completeness or correctness. This report is not (and should not be construed as) a solicitation to act as securities broker or dealer in any jurisdiction by any person or company that is not legally permitted to carry on such business in that jurisdiction.

Yuanta research is distributed in the United States only to Major U.S. Institutional Investors (as defined in Rule 15a-6 under the Securities Exchange Act of 1934, as amended and SEC staff interpretations thereof). All transactions by a US person in the securities mentioned in this report must be effected through a registered broker-dealer under Section 15 of the Securities Exchange Act of 1934, as amended. Yuanta research is distributed in Taiwan by Yuanta Securities Investment Consulting. Yuanta research is distributed in Hong Kong by Yuanta Securities (Hong Kong) Co. Limited, which is licensed in Hong Kong by the Securities and Futures Commission for regulated activities, including Type 4 regulated activity (advising on securities). In Hong Kong, this research report may not be redistributed, retransmitted or disclosed, in whole or in part or and any form or manner, without the express written