

當日市場：市場維持上漲趨勢

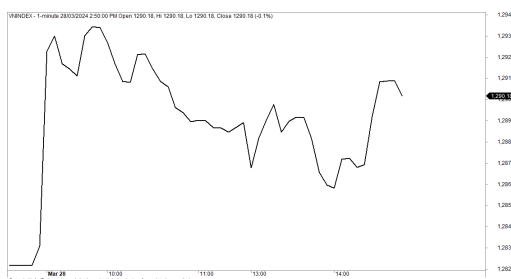
2024/03/29

市場走勢

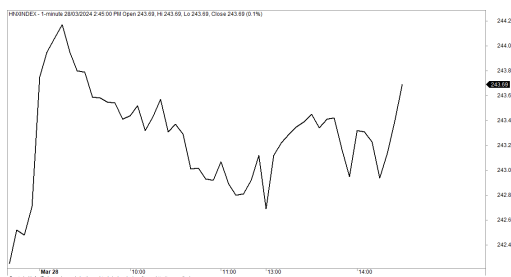
市場指數	VNI	HNI	UPCOM
收盤	1,283.09	242.85	91.18
%日	0.07%	0.34%	-0.03%
%週	3.20%	2.49%	0.66%
%月	4.74%	3.94%	0.78%
%年	22.49%	17.65%	19.73%
成交值(Bil.VND)			
當日	24,022	1,799	759
日均量/週	27,651	2,485	607
日均量/月	26,648	2,368	713
外資進出			
買進	3,199.83	23.54	40.77
賣出	5,162.18	27.53	21.66
買賣超	-1,962.34	-3.99	19.11
市場漲跌家數			
上漲	198	103	193
下跌	124	64	120
持平	97	158	590
市場指標			
P/E	14.84	19.83	17.73
總市值 (兆盾)	5,206	325	1,186
股息殖利率	0.00%	0.00%	0.00%

資料源: Bloomberg - YSVN

VNINDEX



HNIINDEX



市場走勢

受美國股市在前一交易日大幅上漲的影響，越南股市指數開盤時上漲，並延續漲勢直至尾盤。VN-Index 收盤上漲 0.55% 至 1290.18 點，HNX-Index 上漲 0.44%，Upcom-Index 上漲 0.33%。3 大市場的交易額達 26 兆 800 億越南盾。

在以現金和股票支付股息的消息傳出後，大型股大幅上漲，尤其是 TCB (5.38%)。此外，STB (3.56%)、ACB (1.25%) 以及 FPT (1.65%)、VIC (1.17%)、VHM (1.88%) 也幫助指數上漲。相反，VRE (-1.16%)、PLX (-1.18%)、GVR (-1.05%) 是下跌的股票。證券股也表現積極，AGR 漲停，而 HCM (3.62%)、SSI (1.69%)、VCI (1.7%)、ORS (1.42%) 等。

外資在連續第 13 個交易日在 3 大市場賣超 1 兆 2,820 億越南盾，主要集中在 VHM (3,230 億)、VRE (2,560 億)、TCB (1,920 億) 被拋售最多的股票。相反，STB (1,830 億)、SSI (460 億)、MWG (350 億) 在買超方面領先。

市場短期觀點

我們認為市場可能會繼續上漲，VN-Index 可能會繼續上漲至更高水平。同時，市場進入積極劇烈波動時期，因此短期上漲趨勢可能在未來的幾個交易日中更加明顯，VN-Index 在未來的幾個交易日中可能會快速完全突破 1,270 點的阻力位。此外，短期情緒指標大幅上漲，顯示投資者對當前市場走勢更加樂觀。

大盤的短期走勢仍維持上漲。因此，我們建議短期投資者可以繼續持有投資組合中高比例的股票，並在調整期間買進新股。

請在 <https://ysradar.yuanta.com.vn/> 查看有關股票的信號。



We Create Fortune

技術分析圖



指數技術分析圖 VN-Index



指數技術分析圖 HNX-Index

指數	短期趨勢	中期趨勢	阻力區 1	阻力區 2	支撐區 1	支撐區 2
VN-Index	上漲	上漲	1300	1330	870	800
HNX-Index	上漲	上漲	260	306	189	160
VN30	上漲	上漲	1300	1336	980	960
VNMidcaps	上漲	上漲	1280	1250	963	900
VNSmallcaps	上漲	上漲	1250	1250	804	750



We Create Fortune

胡志明市交易所 (HSX)

	收盤	漲跌%
VNI	1290.18	0.55%
VN30	1303.2	1.12%
VN Mid	1947.6	0.42%
VN Small	1530.66	0.25%

河內交易所 (HSX)

	收盤	漲跌%
HNI	243.92	0.44%
HN30	538.3	0.49%
VNX AllSh	1318.41	0.86%

UPCOM 市場 (UPCoM)

	收盤	漲跌%
UPCoM	91.48	0.33%

外資交易	成交值 (BiL.VND)
買進	2888.1005
賣出	4216.78999
買超/賣超	-1328.68949

外資交易	成交值 (BiL.VND)
買進	82.72
賣出	53.79
買超/賣超	28.93

外資交易	成交值 (BiL.VND)
買進	31.47
賣出	14.05
買超/賣超	17.41

上漲排名/ 股碼	漲跌(VND)	漲跌%
AGR	1450	6.84%
FRT	9900	6.73%
TCB	2450	5.38%
VRC	650	5.28%
PAN	1050	4.37%

上漲排名/ 股碼	漲跌(VND)	漲跌%
NBC	1300	10.00%
TC6	900	9.18%
TDN	1000	7.69%
TVD	1000	7.09%
TMB	4200	6.29%

上漲排名/ 股碼	漲跌(VND)	漲跌%
NED	0	12.39%
HHG	17028673	11.45%
CST	0	8.93%
VGI	0	7.06%
VNB	32565280	5.17%

下跌排名/ 股碼	漲跌(VND)	漲跌%
VPH	-390	-4.59%
AGM	-250	-3.58%
RDP	-190	-2.72%
DC4	-300	-2.54%
NVL	-450	-2.49%

下跌排名/ 股碼	漲跌(VND)	漲跌%
GKM	-1500	-4.62%
HVT	-1800	-2.65%
AMV	-100	-2.50%
TA9	-400	-2.41%
VC7	-300	-2.10%

下跌排名/ 股碼	漲跌(VND)	漲跌%
DRI	-450	-3.54%
HSV	-196	-2.65%
VEF	-5446	-2.57%
TTG	-213	-2.27%
PXL	-257	-1.90%

*備註：市值>5,000 億盾；成交值>15 億盾

市值排名/ 股碼	BiL.VND
VCB	534,876,034
BID	299,842,928
CTG	191,977,205
VHM	188,544,112
GAS	184,428,210

市值排名/ 股碼	BiL.VND
IDC	19,403,996
PVS	18,640,685
HUT	17,582,486
SHS	16,751,029
THD	13,551,999

市值排名/ 股碼	BiL.VND
ACV	184,289,739
VGI	127,091,293
MCH	93,361,314
BSR	59,526,492
VEA	50,143,597

交易量排名/ 股碼	成交值	30 日均
ACB	61,330,586	18,496,438
NVL	45,121,500	30,927,948
VND	43,877,300	41,249,758
EIB	37,081,053	20,497,609
STB	32,067,700	20,991,443

交易量排名/ 股碼	成交值	30 日均
SHS	18,839,693	33,133,684
CEO	10,165,909	15,484,821
HUT	7,109,090	5,247,058
PVS	6,762,297	8,335,364
MBS	6,563,448	5,087,834

交易量排 名/股碼	成交值	30 日均
SBS	4,259,849	3,186,450
BSR	3,743,745	6,157,589
DDV	2,685,417	2,664,980
AAH	2,464,200	677,610
ABB	2,444,673	1,326,020

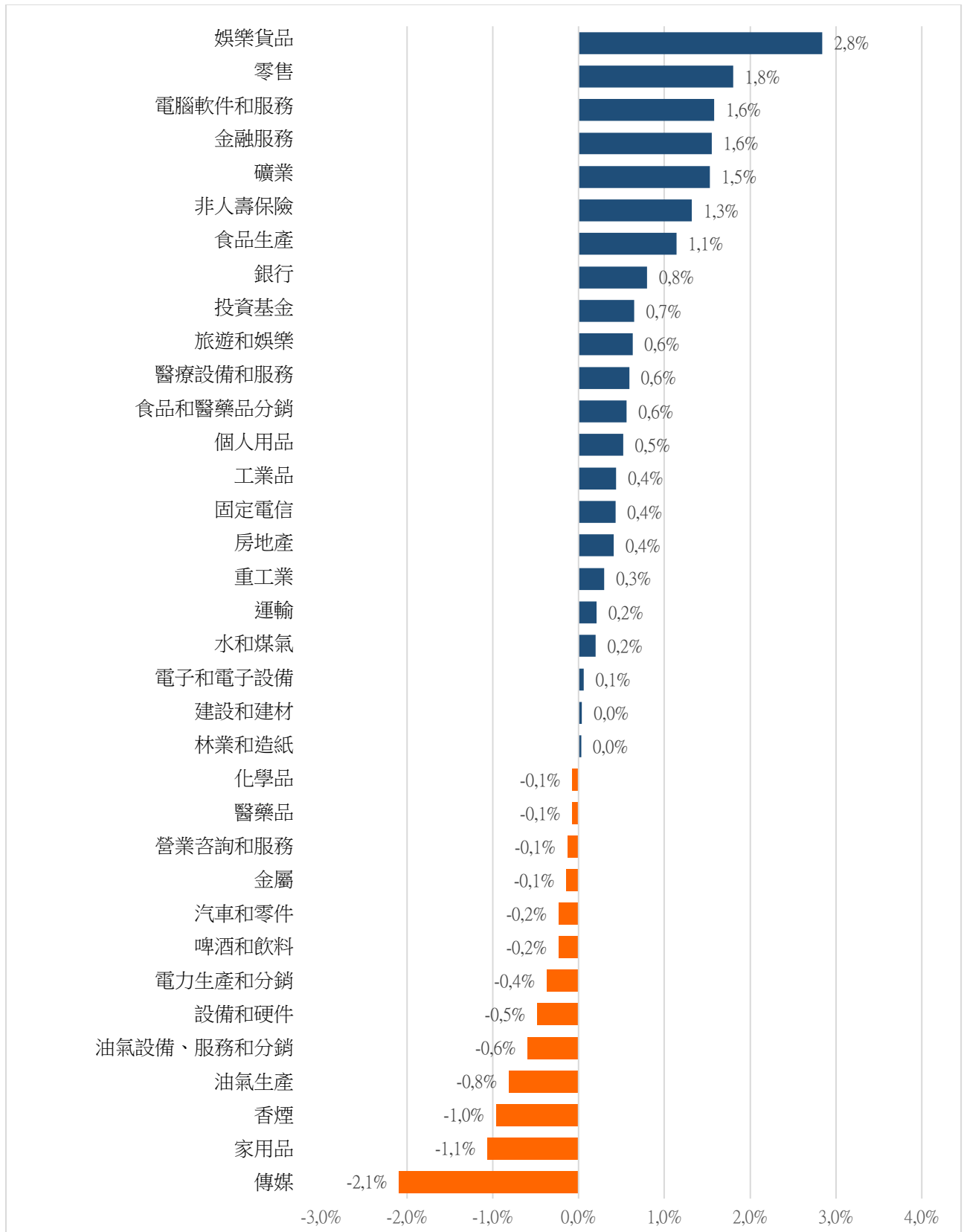
資料源: Bloomberg & Yuanta Research

資料源: Bloomberg & Yuanta Research

資料源: Bloomberg & Yuanta Research

We Create Fortune

各行業板塊的交易走勢



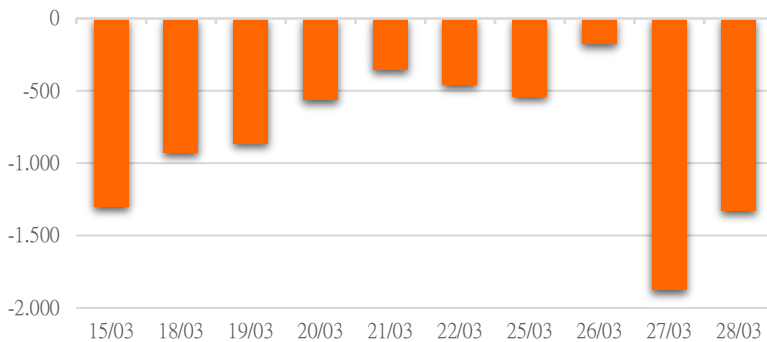
資料源: FiinPro - YSVN



We Create Fortune

外資買進賣統計

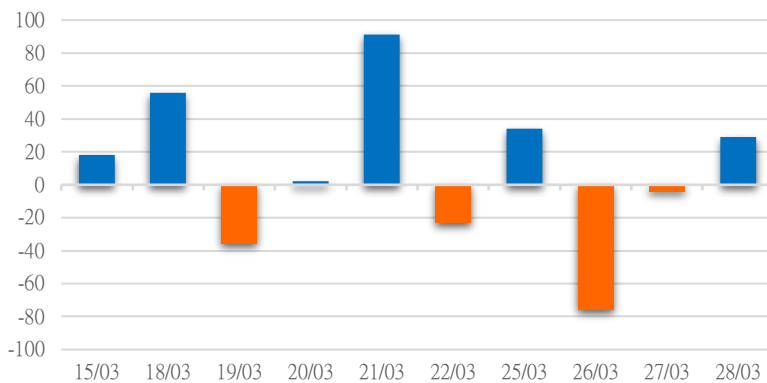
HSX 外資每日買/賣超



證券代碼	買超金額 (Mil.VND)	證券代碼	賣超金額 (Mil.VND)
STB	182,553	VHM	-323,209
SSI	45,971	VRE	-255,690
MWG	34,725	TCB	-181,990
FTS	31,778	VNM	-159,806
HCM	31,480	NVL	-158,610

HSX 外資買/賣超的前 5 名

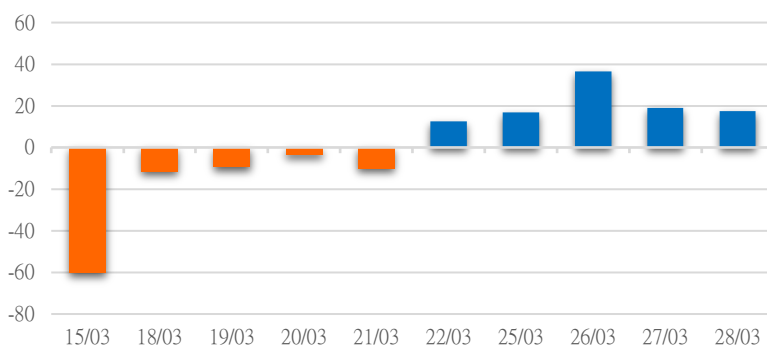
HNX 外資每日買/賣超



證券代碼	買超金額 (Mil.VND)	證券代碼	賣超金額 (Mil.VND)
MBS	18,769	SHS	-7,127
IDC	9,595	CEO	-3,258
HUT	6,918	TIG	-2,221
BVS	6,350	VGS	-2,032
DTD	6,123	VC7	-1,499

HNX 外資買/賣超的前 5 名

UPCOM 外資每日買/賣超



證券代碼	買超金額 (Mil.VND)	證券代碼	賣超金額 (Mil.VND)
QNS	13,304	BSR	-8,631
DDV	9,715	ACV	-721
VGT	2,500	MML	-390
VGG	471	CSI	-126
VEA	394	AAS	-21

UPCOM 外資買/賣超的前 5 名

源: FiinPro - YSVN



We Create **Fortune**

自營統計

證券代碼	買超金額 (Mil.VND)	證券代碼	賣超金額 (Mil.VND)
MSN	202,056	FPT	37,222
FUEVFN30	24,567	HPG	31,034
FUESSVFL	15,311	VPB	27,378
KOS	11,438	TCB	25,397
E1VFN30	9,533	MBB	21,063

HSX 自營交易最大前名

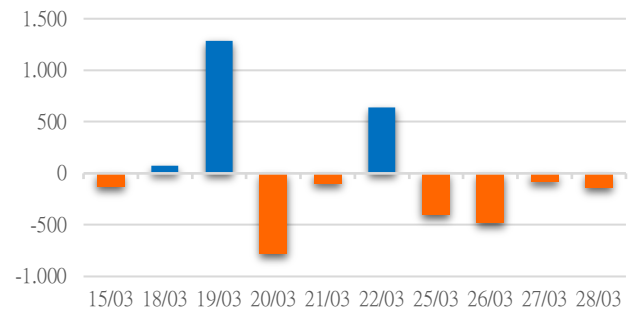
證券代碼	買超金額 (Mil.VND)	證券代碼	賣超金額 (Mil.VND)
PVS	8,761	GKM	36,000
		MBS	5,056

HNX 自營交易最大前名

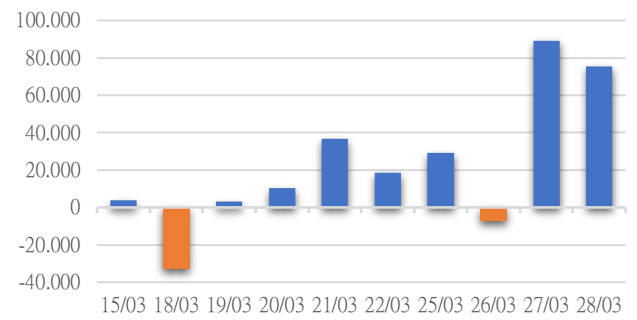
證券代碼	買超金額 (Mil.VND)	證券代碼	賣超金額 (Mil.VND)
BSR	965.00	DDV	958

UPCoM 自營交易最大前名

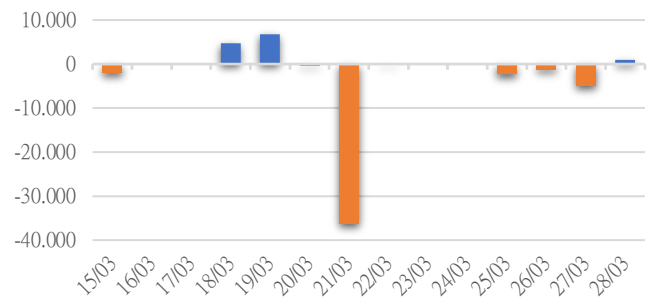
HSX 自營交易每日買/賣超 (BilVND)



HNX 自營交易每日買/賣超 (BilVND)



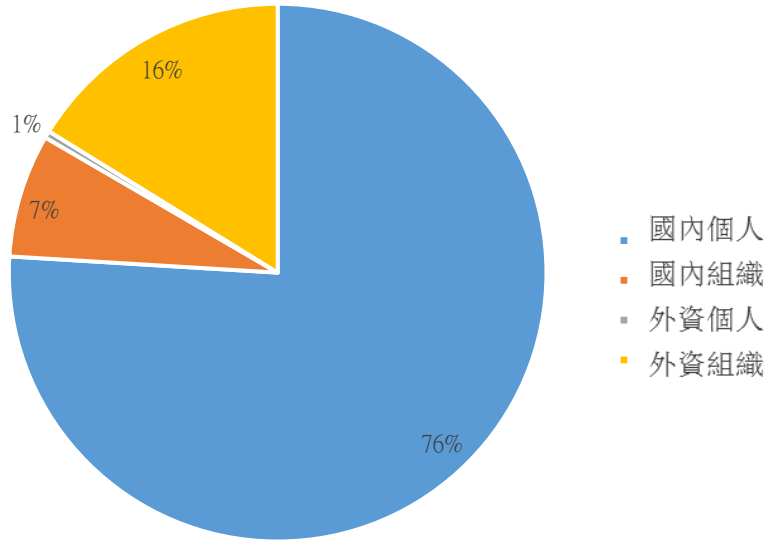
UPCoM 自營交易每日買/賣超 (BilVND)





We Create **Fortune**

越南證券市場投資人類別統計

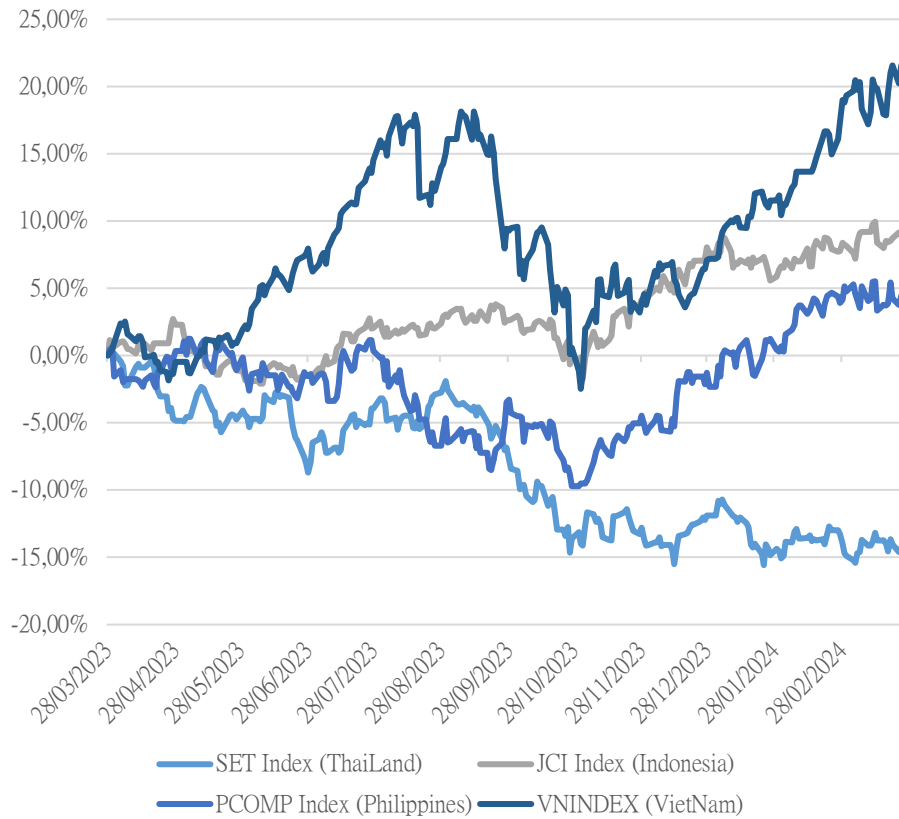


資料源: FiinPro - YSVN



We Create Fortune

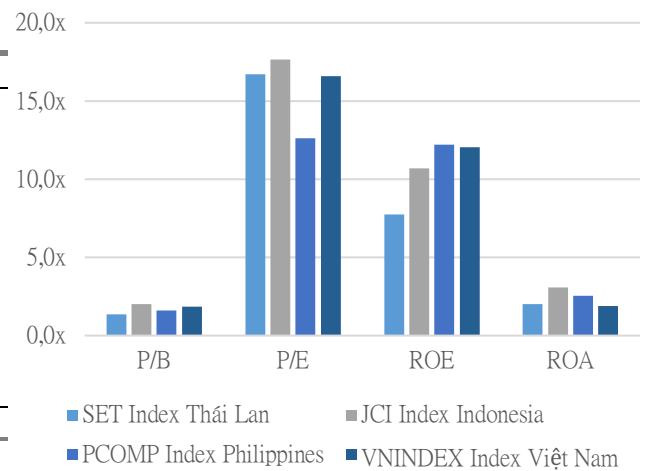
東南亞主要市場走勢比較



東南亞主要市場數據

		Thailand	Indonesia	Philippines	Vietnam
P/B		1.4x	2.0x	1.6x	1.8x
P/E		16.7x	17.7x	12.6x	16.6x
ROE	%	7.74	10.69	12.21	12.03
ROA	%	1.99	3.07	2.56	1.89
Vốn hóa	Tỷ USD	466.13	740.99	168.86	210.85
GTGD	Triệu USD	0.75	0.55	0.08	0.78
LS cổ tức	%	3.30	3.82	2.55	1.58

源：Bloomberg & YSVN



■ SET Index Thái Lan ■ JCI Index Indonesia
■ PCOMP Index Philippines ■ VNINDEX Index Việt Nam



We Create **Fortune**

元大證券（越南）公司

個人客戶分析部

Nguyễn Th ê Minh
研究分析經理
+84 28 3622 6868 ext 3826
minh.nguyen@yuanta.com.vn

Lý Thị Hi ền
研究分析主管
+84 28 3622 6868 ext 3908
hien.ly@yuanta.com.vn

Quách Đức Khánh
研究分析副主管
+84 28 3622 6868 ext 3833
khanh.quach@yuanta.com.vn

Khổng Hữu Hiệp
高級分析專員
+84 28 3622 6868 ext 3912
hiiep.khong@yuanta.com.vn

Nguyễn Trịnh Ngọc Hồng
高級分析專員
+84 28 3622 6868 ext 3832
hong.nguyen@yuanta.com.vn

Phạm Tấn Phát
高級分析專員
+84 28 3622 6868 ext 3880
phat.pham@yuanta.com.vn

個人客戶業務部

Phạm Đắc Thành
北部營業中心經理
+84 28 3622 6868 ext 3416
thanh.pham@yuanta.com.vn

Võ Thị Thu Thủy
平陽分行經理
+84 28 3622 6868 ext 3505
thuy.vo@yuanta.com.vn

Lương Kỳ Ty
堤岸分行經理
+84 28 3622 6868 ext 3653
ty.luong@yuanta.com.vn

Bùi Quốc Phong
同奈分行經理
+84 28 3622 6868 ext 3701
phong.bui@yuanta.com.vn

Võ Đình Tuấn
峴港分行經理
+84 28 3622 6868 ext 3301
tuan.vo@yuanta.com.vn

Nguyễn Việt Quang
河內分行經理
+84 28 3622 6868 ext 3404
quang.nguyen@yuanta.com.vn

Đinh Thị Thu Cúc
頭頓分行經理
+84 28 3622 6868 ext 3203
cuc.dinh@yuanta.com.vn



We Create **Fortune**

Appendix A: Important Disclosures

Analyst Certification

Each research analyst primarily responsible for the content of this research report, in whole or in part, certifies that with respect to each security or issuer that the analyst covered in this report: (1) all of the views expressed accurately reflect his or her personal views about those securities or issuers; and (2) no part of his or her compensation was, is, or will be, directly or indirectly, related to the specific recommendations or views expressed by that research analyst in the research report.

Ratings Definitions

BUY: We have a positive outlook on the stock based on our expected absolute or relative return over the investment period. Our thesis is based on our analysis of the company's outlook, financial performance, catalysts, valuation and risk profile. We recommend investors add to their position.

HOLD-Outperform: In our view, the stock's fundamentals are relatively more attractive than peers at the current price. Our thesis is based on our analysis of the company's outlook, financial performance, catalysts, valuation and risk profile.

HOLD-Underperform: In our view, the stock's fundamentals are relatively less attractive than peers at the current price. Our thesis is based on our analysis of the company's outlook, financial performance, catalysts, valuation and risk profile.

SELL: We have a negative outlook on the stock based on our expected absolute or relative return over the investment period. Our thesis is based on our analysis of the company's outlook, financial performance, catalysts, valuation and risk profile. We recommend investors reduce their position.

Under Review: We actively follow the company, although our estimates, rating and target price are under review.

Restricted: The rating and target price have been suspended temporarily to comply with applicable regulations and/or Yuanta policies.

Note: Yuanta research coverage with a Target Price is based on an investment period of 12 months. Greater China Discovery Series coverage does not have a formal 12 month Target Price and the recommendation is based on an investment period specified by the analyst in the report.

Global Disclaimer

© 2018 Yuanta. All rights reserved. The information in this report has been compiled from sources we believe to be reliable, but we do not hold ourselves responsible for its completeness or accuracy. It is not an offer to sell or solicitation of an offer to buy any securities. All opinions and estimates included in this report constitute our judgment as of this date and are subject to change without notice.

This report provides general information only. Neither the information nor any opinion expressed herein constitutes an offer or invitation to make an offer to buy or sell securities or other investments. This material is prepared for general circulation to clients and is not intended to provide tailored investment advice and does not take into account the individual financial situation and objectives of any specific person who may receive this report. Investors should seek financial advice regarding the appropriateness of investing in any securities, investments or investment strategies discussed or recommended in this report. The information contained in this report has been compiled from sources believed to be reliable but no representation or warranty, express or implied, is made as to its accuracy, completeness or correctness. This report is not (and should not be construed as) a solicitation to act as securities broker or dealer in any jurisdiction by any person or company that is not legally permitted to carry on such business in that jurisdiction.

Yuanta research is distributed in the United States only to Major U.S. Institutional Investors (as defined in Rule 15a-6 under the Securities Exchange Act of 1934, as amended and SEC staff interpretations thereof). All transactions by a US person in the securities mentioned in this report must be effected through a registered broker-dealer under Section 15 of the Securities Exchange Act of 1934, as amended. Yuanta research is distributed in Taiwan by Yuanta Securities Investment Consulting. Yuanta research is distributed in Hong Kong by Yuanta Securities (Hong Kong) Co. Limited, which is licensed in Hong Kong by the Securities and Futures Commission for regulated activities, including Type 4 regulated activity (advising on securities). In Hong Kong, this research report may not be redistributed, retransmitted or disclosed, in whole or in part or and any form or manner, without the express written