

市場在 1263-1267 點出現復甦階段

2024/04/04

合約走勢					
收盤	+/-	交易量	到期日	剩餘時間	
單位	點數	點數	合約	日期	日
VN30F2112	1271.9	-18.1	241,209	17/04	17
VN30F2201	1275.7	-17.3	1270	16/05	45
VN30F2203	1275.0	-18.2	113	20/06	80
VN30F2206	1275.0	-19.6	44	19/09	171

源自 Bloomberg - YSVN

合約更改交易量和持倉量				
單位	合約	+/-	OI	+/-
單位	合約	%		%
VN30F2112	241,209	-10.8%	61,447	
VN30F2201	1,270	53.0%	1744	
VN30F2203	113	46.8%	1,042	
VN30F2206	44	-26.7%	210	

源自：Bloomberg - YSVN

合約的基差變動			
單位	基差	前一盤	+/-
單位	點數	點數	點數
VN30F2112	-2.4	-2.3	-0.1
VN30F2201	1.4	-2.3	3.7
VN30F2203	0.7	0.9	-0.2
VN30F2206	0.7	2.3	-1.6

源自：Bloomberg - YSVN

合約走勢

- 4 個期貨合約持續下跌，隨著股票市場持續走弱，跌勢在接近尾盤時加速。VN30F2404 收盤下跌 18 點，基差為 -2.4 點。
- 與前一交易日相比，VN30F2404 的成交量減少 11%，VN30F2405 增長 53%，N30F2406 增長 47%，VN30F2409 減少 27%。

VN30F1M 的評估

- VN30F2404 在當日大幅下跌，日線圖中出現一根長紅燭台，顯示拋售壓力占主導地位。MACD 指標下跌並加寬信號線距離，顯示價格可能會下跌至 1263-1267 點，以測試該區域的供需。若價格從上述區域復甦，VN30F2404 可能復甦至 1285 點，或在積極的情況下復甦至 1296 點以上。
- VN30F2404 合約的短期趨勢在日線圖上維持上漲，追蹤停損於 1258 點。

投資策略

<p>當天策略 (Intraday)</p>	<p>投資者考慮在 1272 點附近開設空頭，停損於 1275 點，目標為 1263-1267 點。</p> <p>短期衝波的觀點考慮在 1263 點或價格突破 1275 點時開設多頭，目標為 1285 點。</p>
<p>主要短期趨勢策略 (Daily)</p>	<p>投資者保持觀察倉位，並等待新的入場點。</p>

Pham Tan Phat

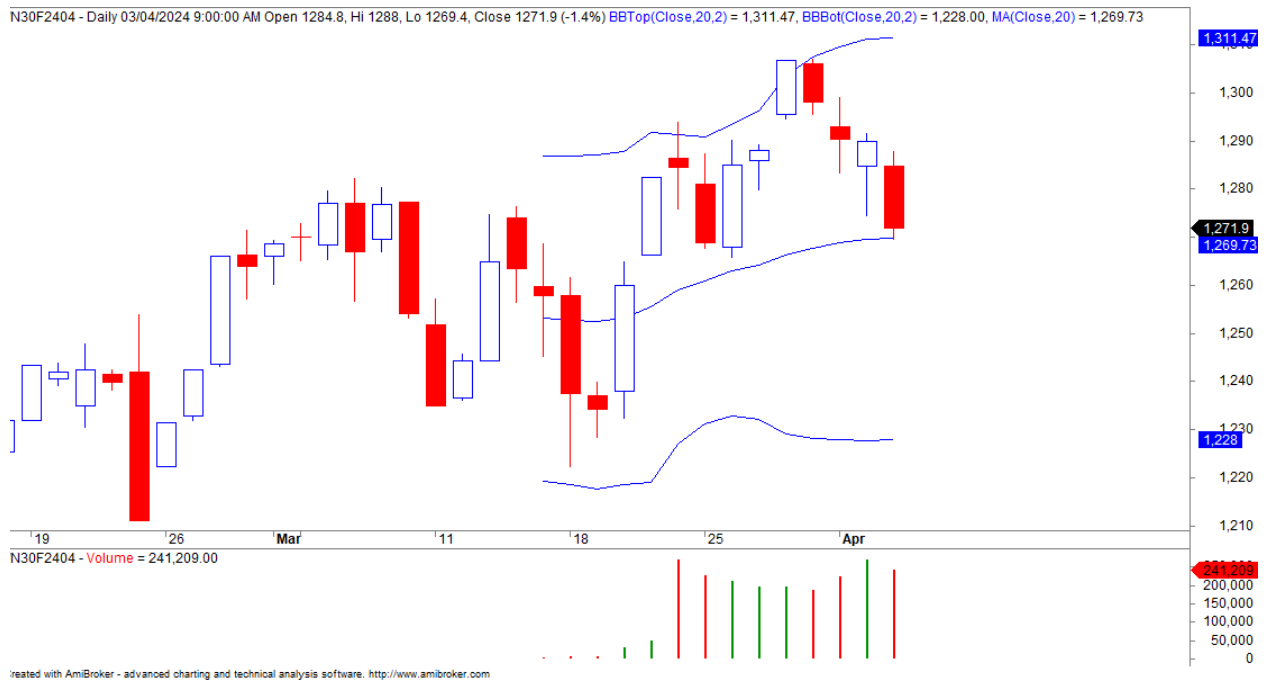
高級分析專員

Email: phat.pham@yuanta.com.vn

Phone: (084) 28 3622 6868 ext 3880



VN30F1M 合約走勢圖

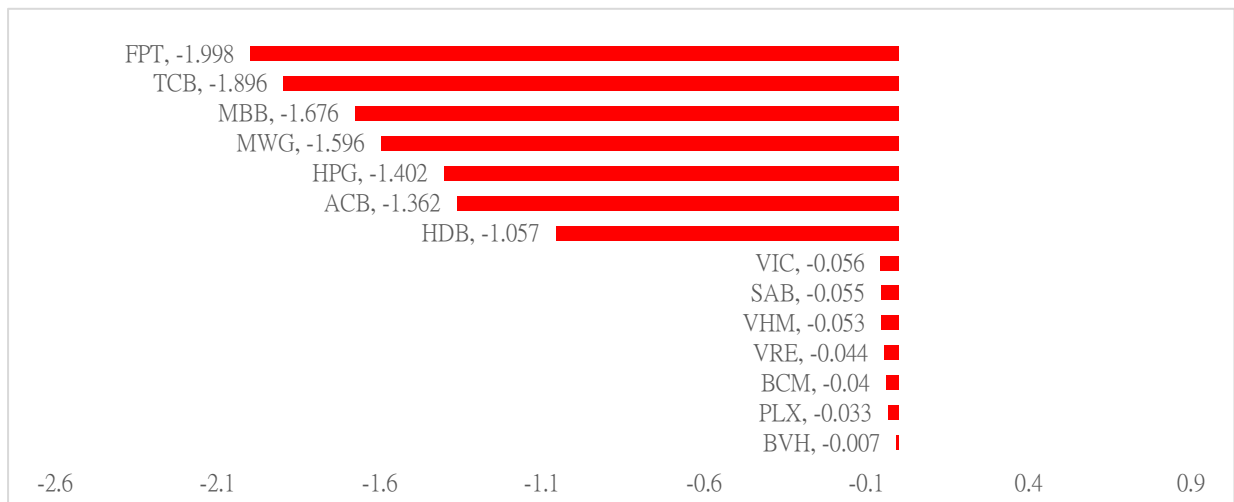


	VN30F2404-Daily	VN30F2404-1H
趨勢	上漲	下跌
支撐 1	1267	1267
支撐 2	1258	1263
阻力 1	1303	1277
阻力 2	1313	1295

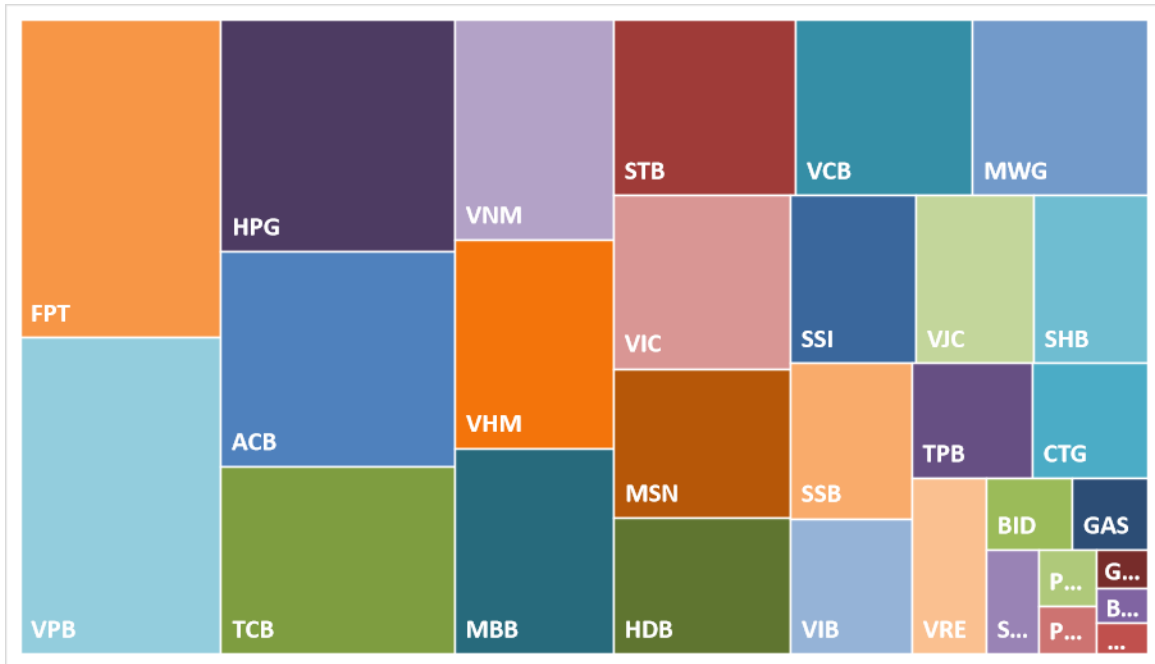
VN30-INDEX 指數走勢

VN30-Index 收盤下跌 1.4%，跌幅擴散至整個市場，其中 FPT、TCB 和 MBB 導致指數下跌最多的股票。

VN30-INDEX 中最有影響力的成份股



VN30-INDEX 中的資本化



BVH 的走勢圖



VN30-INDEX 中的成分股

股碼	公司名稱	行業	比重	收盤價	資本化	PER	PBR	3 個月平均交易量	外資持有	52 週最高	52 週最底
		單位	%	VND	Bil. VND	x	x	'000 cp	%	VND	VND
BID	越南投資與發展商業股份銀行	金融	7.5%	28,000	108,753	6.8	1.5	11,759	30%	28,950	20,826
KDH	Khang Dien 房屋貿易投資股份公司	房地產	0.2%	64,400	66,654	29.3	3.6	880	1%	83,500	56,500
CTG	越南工商股份銀行	金融	0.9%	51,000	290,722	14.9	2.5	1,894	17%	56,700	34,608
ACB	亞洲商業股份銀行	金融	0.2%	42,300	31,400	17.6	1.5	510	26%	49,400	38,600
PLX	越南油氣集團	能源	2.1%	34,050	182,848	9.2	1.5	9,400	27%	37,150	24,431
BVH	Bao Viet 集團	金融	9.5%	115,100	146,173	22.6	5.9	2,525	49%	118,500	67,391
FPT	FPT 發展投資工藝股份公司	科技	0.7%	81,800	187,873	15.7	2.9	1,096	2%	93,250	74,200
GAS	越南氣體總公司 - 股份公司	公用服務	0.4%	34,250	137,000	52.3	2.7	4,204	0%	35,800	14,850
POW	越南天然氣股份總公司	公用服務	3.9%	23,400	67,686	6.7	1.5	6,618	20%	24,500	15,739
HDB	胡志明市發展商業股份銀行	金融	7.3%	29,950	174,153	25.5	1.7	26,097	25%	31,400	20,350
HPG	Hoa Phat (和發) 集團股份公司	原材料	5.3%	24,200	127,947	6.1	1.4	22,940	23%	25,700	15,652
MBB	軍隊貿易股份銀行	金融	4.0%	73,400	105,024	249.7	4.0	4,143	27%	89,400	56,000
MSN	Masan 集團股份公司	必需消費品	4.5%	50,200	73,405	440.4	3.1	10,471	44%	59,300	33,600
MWG	世界移動通信投資股份公司	非必需消費品	0.3%	37,600	47,774	17.0	1.8	1,038	18%	42,200	31,300
NVL	Nova 房地產投資集團股份公司	房地產	0.4%	11,400	26,697	25.7	0.8	5,996	4%	14,200	10,550
PNJ	Phu Nuan (富潤) 珠寶股份公司	非必需消費品	0.6%	56,000	71,823	17.8	3.0	1,051	61%	92,250	54,900
GVR	越南橡膠工業集團	原材料	2.5%	11,250	41,202	5.6	0.8	30,745	4%	13,600	9,068
PDR	Phat Dat 開發房地產股份公司	房地產	2.3%	22,000	54,905	14.9	1.8	1,438	0%	31,300	21,600
TPB	Tien Phong 股份商業銀行	金融	3.1%	38,050	57,042	24.9	2.5	24,129	#VALUE!	39,250	20,700
SAB	西貢啤酒 - 酒精 - 飲料股份公司	必需消費品	4.3%	30,100	56,745	7.4	1.2	22,027	24%	33,700	24,650
SSI	SSI 西貢證券股份公司	金融	8.2%	46,800	164,854	9.1	1.3	8,418	22%	48,700	27,200
STB	西貢商信銀行 (sacombank)	金融	1.9%	18,500	40,730	9.1	1.2	12,662	29%	20,250	15,600
TCB	越南技商股份銀行 (Techcombank)	金融	4.4%	93,800	524,257	15.9	3.2	1,486	24%	100,500	73,666
VCB	越南外商貿易股份銀行	金融	3.6%	43,100	187,673	5.6	1.0	7,538	21%	66,200	36,750
VHM	Vinhomes 股份公司	房地產	2.3%	23,550	59,742	7.1	1.6	6,379	21%	25,000	16,625
VIC	Vingroup 集團股份公司	房地產	4.2%	47,750	182,580	82.2	1.6	3,652	12%	76,600	38,700
VJC	Vietjet 越捷航空股份公司	工業	2.3%	102,200	55,353	240.3	3.6	658	17%	113,400	92,900
VNM	越南牛奶股份公司	必需消費品	4.3%	66,700	139,400	17.6	4.4	3,789	52%	81,200	65,500
VPB	Viet Nam Thịnh Vương (越南繁榮) 貿易股份銀行	金融	7.0%	19,350	153,521	13.4	1.1	14,572	28%	23,150	17,950
VRE	Vincom Retail 股份公司	房地產	1.8%	25,500	57,944	13.1	1.5	10,124	30%	32,000	21,600

元大證券（越南）公司

個人客戶分析部

Nguyễn Thế Minh
研究分析經理
+84 28 3622 6868 ext 3826
minh.nguyen@yuanta.com.vn

Lý Thị Hiên
研究分析主管
+84 28 3622 6868 ext 3908
hien.ly@yuanta.com.vn

Quách Đức Khánh
研究分析副主管
+84 28 3622 6868 ext 3833
khanh.quach@yuanta.com.vn

Khổng Hữu Hiệp
高級分析專員
+84 28 3622 6868 ext 3912
hiep.khong@yuanta.com.vn

Nguyễn Trịnh Ngọc Hồng
高級分析專員
+84 28 3622 6868 ext 3832
hong.nguyen@yuanta.com.vn

Phạm Tấn Phát
高級分析專員
+84 28 3622 6868 ext 3880
phat.pham@yuanta.com.vn

個人客戶業務部

Phạm Đắc Thành
北部分行經理
+84 28 3622 6868 ext 3416
thanh.pham@yuanta.com.vn

Võ Thị Thu Thủy
平陽分行經理
+84 28 3622 6868 ext 3505
thuy.vo@yuanta.com.vn

Lương Kỳ Ty
堤岸分行經理
+84 28 3622 6868 ext 3653
ty.luong@yuanta.com.vn

Bùi Quốc Phong
同奈分行經理
+84 28 3622 6868 ext 3701
phong.bui@yuanta.com.vn

Võ Đình Tuấn
峴港分行經理
+84 28 3622 6868 ext 3301
tuan.vo@yuanta.com.vn

Nguyễn Việt Quang
河內分行經理
+84 28 3622 6868 ext 3404
quang.nguyen@yuanta.com.vn

Đinh Thị Thu Cúc
頭頓分行經理
+84 28 3622 6868 ext 3203
cuc.dinh@yuanta.com.vn

Appendix A: Important Disclosures

Analyst Certification

Each research analyst primarily responsible for the content of this research report, in whole or in part, certifies that with respect to each security or issuer that the analyst covered in this report: (1) all of the views expressed accurately reflect his or her personal views about those securities or issuers; and (2) no part of his or her compensation was, is, or will be, directly or indirectly, related to the specific recommendations or views expressed by that research analyst in the research report.

Ratings Definitions

BUY: We have a positive outlook on the stock based on our expected absolute or relative return over the investment period. Our thesis is based on our analysis of the company's outlook, financial performance, catalysts, valuation and risk profile. We recommend investors add to their position.

HOLD-Outperform: In our view, the stock's fundamentals are relatively more attractive than peers at the current price. Our thesis is based on our analysis of the company's outlook, financial performance, catalysts, valuation and risk profile.

HOLD-Underperform: In our view, the stock's fundamentals are relatively less attractive than peers at the current price. Our thesis is based on our analysis of the company's outlook, financial performance, catalysts, valuation and risk profile.

SELL: We have a negative outlook on the stock based on our expected absolute or relative return over the investment period. Our thesis is based on our analysis of the company's outlook, financial performance, catalysts, valuation and risk profile. We recommend investors reduce their position.

Under Review: We actively follow the company, although our estimates, rating and target price are under review.

Restricted: The rating and target price have been suspended temporarily to comply with applicable regulations and/or Yuanta policies.

Note: Yuanta research coverage with a Target Price is based on an investment period of 12 months. Greater China Discovery Series coverage does not have a formal 12 months Target Price and the recommendation is based on an investment period specified by the analyst in the report.

Global Disclaimer

© 2020 Yuanta. All rights reserved. The information in this report has been compiled from sources we believe to be reliable, but we do not hold ourselves responsible for its completeness or accuracy. It is not an offer to sell or solicitation of an offer to buy any securities. All opinions and estimates included in this report constitute our judgment as of this date and are subject to change without notice.

This report provides general information only. Neither the information nor any opinion expressed herein constitutes an offer or invitation to make an offer to buy or sell securities or other investments. This material is prepared for general circulation to clients and is not intended to provide tailored investment advice and does not take into account the individual financial situation and objectives of any specific person who may receive this report. Investors should seek financial advice regarding the appropriateness of investing in any securities, investments or investment strategies discussed or recommended in this report. The information contained in this report has been compiled from sources believed to be reliable but no representation or warranty, express or implied, is made as to its accuracy, completeness or correctness. This report is not (and should not be construed as) a solicitation to act as securities broker or dealer in any jurisdiction by any person or company that is not legally permitted to carry on such business in that jurisdiction.

Yuanta research is distributed in the United States only to Major U.S. Institutional Investors (as defined in Rule 15a-6 under the Securities Exchange Act of 1934, as amended and SEC staff interpretations thereof). All transactions by a US person in the securities mentioned in this report must be effected through a registered broker-dealer under Section 15 of the Securities Exchange Act of 1934, as amended. Yuanta research is distributed in Taiwan by Yuanta Securities Investment Consulting. Yuanta research is distributed in Hong Kong by Yuanta Securities (Hong Kong) Co. Limited, which is licensed in Hong Kong by the Securities and Futures Commission for regulated activities, including Type 4 regulated activity (advising on securities). In Hong Kong, this research report may not be redistributed, retransmitted or disclosed, in whole or in part or any form or manner, without the express written consent of Yuanta Securities (Hong Kong) Co. Limited.