

市場處於橫盤整理的階段

2024/04/11

合約走勢					
	收盤	+/-	交易量	到期日	剩餘時間
單位	點數	點數	合約	日期	日
VN30F2112	1260.1	-4.1	200,459	17/04	10
VN30F2201	1265.9	-1.1	858	16/05	38
VN30F2203	1265.6	2.3	89	20/06	73
VN30F2206	1266.1	-0.8	126	19/09	164

源自 Bloomberg - YSVN

合約更改交易量和持倉量				
	交易量	+/-	OI	+/-
單位	合約	%		%
VN30F2112	200,459	19.9%	57,314	
VN30F2201	858	84.9%	1930	
VN30F2203	89	196.7%	730	
VN30F2206	126	293.8%	509	

源自：Bloomberg - YSVN

合約的基差變動			
	基差	前一盤	+/-
單位	點數	點數	點數
VN30F2112	-3.7	-2.7	-1.0
VN30F2201	2.1	-2.7	4.8
VN30F2203	1.8	-3.6	5.4
VN30F2206	2.3	0.0	2.3

源自：Bloomberg - YSVN

Pham Tan Phat
高級分析專員
Email: phat.pham@yuanta.com.vn
Phone: (084) 28 3622 6868 ext 3880

合約走勢

- 4 個期貨合約在早盤上漲，但未能維持漲幅直至尾盤，因為當晚美國通脹數據即將公佈，市場情緒較為謹慎。VN30F2404 收盤下跌 4 點，基差為 -3.7 點。
- VN30F2404 的成交量超過 20 萬份合約，比前一交易日增加 20%。

VN30F1M 的評估

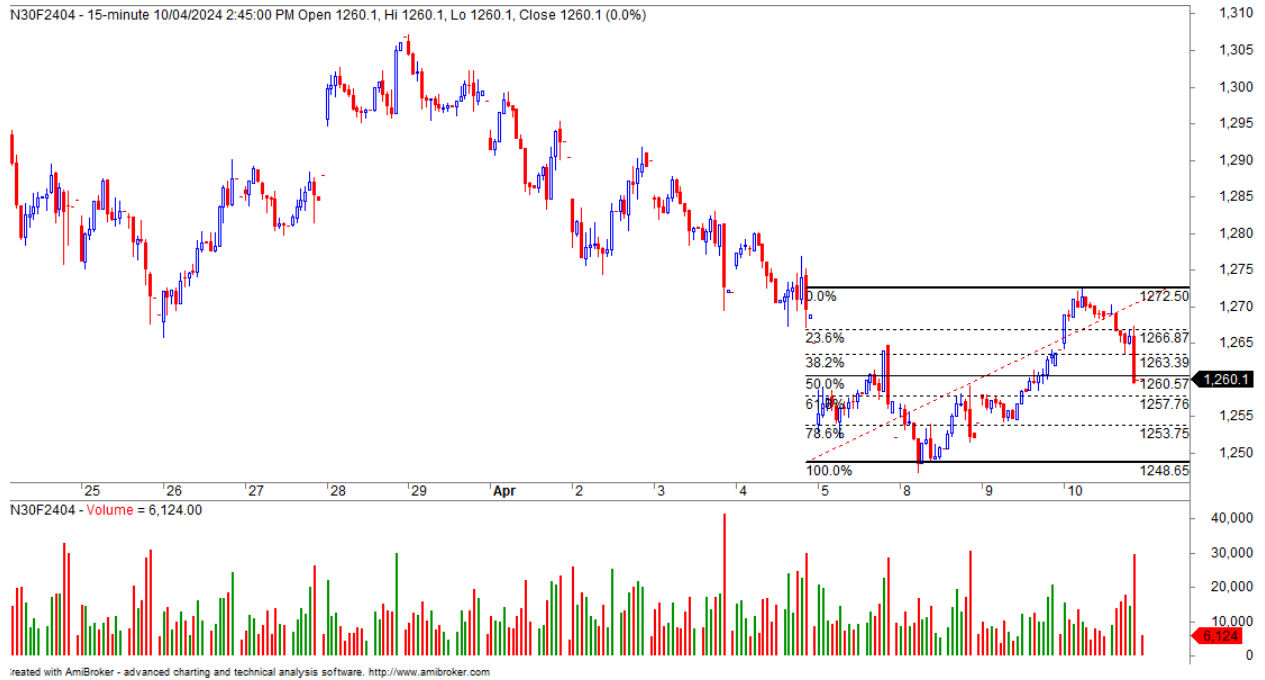
- VN30F2404 從 1272 點反轉下跌，並仍處於橫盤整理階段。調整階段回歸 1258-1260 點附近的支撐位。MACD 指標在 1H 幀內出現小幅調整的信號，但在該幀內仍保持上漲趨勢。RSI 指標回歸至超賣區域，因此若仍保持 1258-1260 點，該合約可能會復甦至 1272 點。
- VN30F2404 合約的短期趨勢在日線圖上維持下跌，並在 1274-1280 點最近的阻力位。

投資策略

當天策略 (Intraday)	投資者在價格調整至 1258-1260 點附近時考慮開設多頭，停損於 1255 點，目標為 1272 點。 當價格無法突破 1274-1276 點時考慮開設空頭，停損於 1277 點。
主要短期趨勢策略 (Daily)	投資者保持觀察倉位，並等待新的入場點。



VN30F1M 合約走勢圖

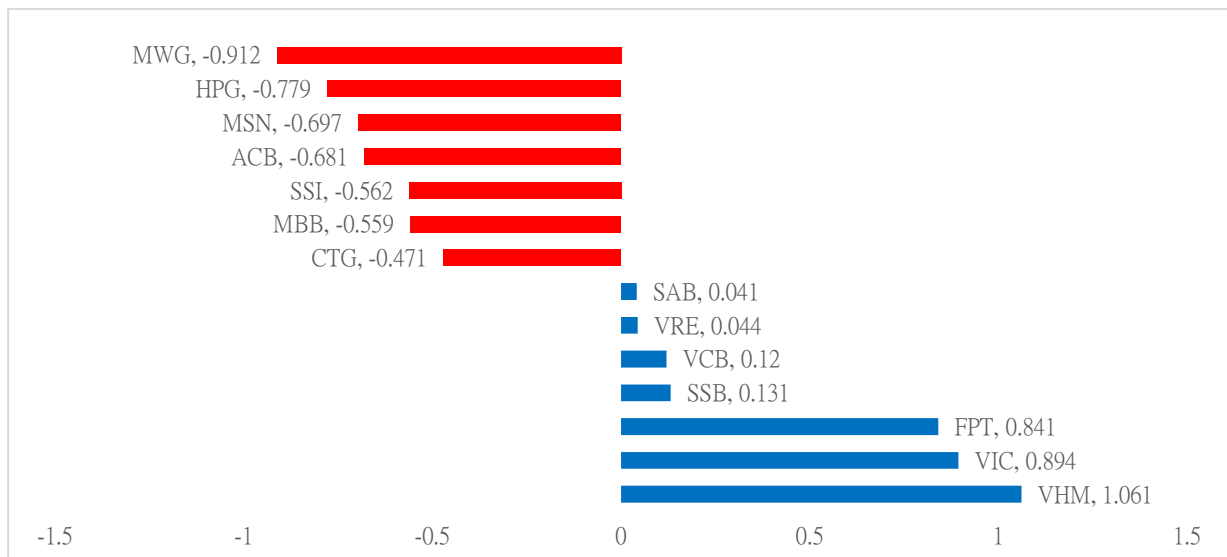


	VN30F2404-Daily	VN30F2404-1H
趨勢	下跌	橫盤
支撐 1	1248	1260
支撐 2	1228	1256
阻力 1	1280	1272
阻力 2	1293	1279

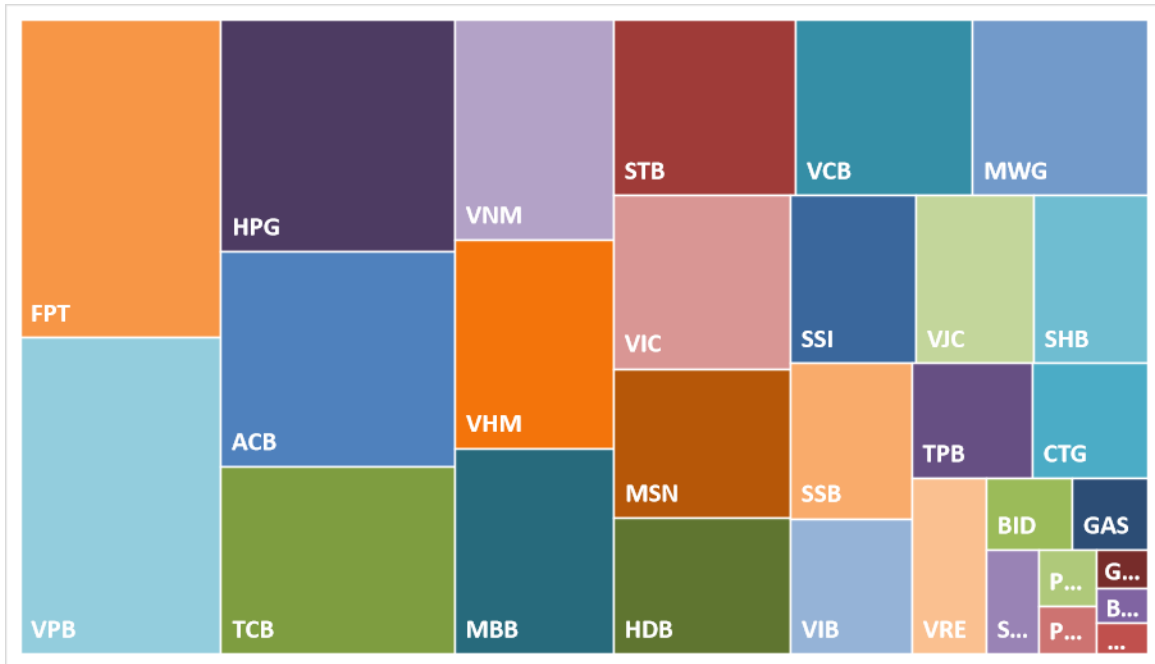
VN30-INDEX 指數走勢

VN30-Index 收盤下跌 0.24%，MWG、HPG 和 MSN 導致指數下跌最多的股票。

VN30-INDEX 中最有影響力的成份股



VN30-INDEX 中的資本化



VHM 的走勢圖



VN30-INDEX 中的成分股

股碼	公司名稱	行業	比重	收盤價	資本化	PER	PBR	3 個月平均交易量	外資持有	52 週最高	52 週最底
		單位	%	VND	Bil. VND	x	x	'000 cp	%	VND	VND
BID	越南投資與發展商業股份銀行	金融	7.3%	27,100	105,258	6.6	1.5	11,381	30%	28,950	20,826
KDH	Khang Dien 房屋貿易投資股份公司	房地產	0.2%	61,300	63,446	27.9	3.4	882	1%	83,000	56,500
CTG	越南工商股份銀行	金融	0.9%	52,000	296,423	15.1	2.5	1,857	17%	56,700	34,608
ACB	亞洲商業股份銀行	金融	0.2%	41,550	30,844	17.3	1.4	507	26%	49,250	38,600
PLX	越南油氣集團	能源	2.1%	33,650	180,700	9.1	1.4	9,421	27%	37,150	24,431
BVH	Bao Viet 集團	金融	9.5%	113,800	144,522	22.3	5.8	2,563	49%	118,500	67,391
FPT	FPT 發展投資工藝股份公司	科技	0.7%	79,200	181,902	15.2	2.8	1,101	2%	93,250	74,200
GAS	越南氣體總公司 - 股份公司	公用服務	0.4%	31,650	126,600	48.3	2.5	4,326	1%	35,800	14,850
POW	越南天然氣股份總公司	公用服務	4.0%	23,950	69,277	6.9	1.6	6,532	20%	24,500	15,739
HDB	胡志明市發展商業股份銀行	金融	7.3%	29,650	172,408	25.2	1.7	25,614	25%	31,400	20,350
HPG	Hoa Phat (和發) 集團股份公司	原材料	5.3%	23,800	125,833	6.0	1.3	22,882	23%	25,700	15,652
MBB	軍隊貿易股份銀行	金融	4.0%	72,500	103,736	246.6	3.9	4,263	25%	89,400	56,000
MSN	Masan 集團股份公司	必需消費品	4.7%	52,000	76,037	457.3	3.3	10,867	45%	59,300	33,600
MWG	世界移動通信投資股份公司	非必需消費品	0.3%	36,600	46,504	16.6	1.8	1,010	18%	42,200	31,300
NVL	Nova 房地產投資集團股份公司	房地產	0.4%	11,300	26,463	25.5	0.8	6,084	4%	14,200	10,550
PNJ	Phu Nhuan (富潤) 珠寶股份公司	非必需消費品	0.6%	55,300	70,926	17.5	2.9	1,084	61%	88,800	54,900
GVR	越南橡膠工業集團	原材料	2.5%	11,200	41,019	5.5	0.8	28,781	4%	13,600	9,110
PDR	Phat Dat 開發房地產股份公司	房地產	2.3%	22,000	54,905	14.9	1.8	1,470	0%	31,300	21,600
TPB	Tien Phong 股份商業銀行	金融	3.0%	36,950	55,393	24.1	2.4	23,689	#VALUE!	39,250	20,700
SAB	西貢啤酒 - 酒精 - 飲料股份公司	必需消費品	4.2%	29,100	54,860	7.1	1.2	22,258	24%	33,700	24,650
SSI	SSI 西貢證券股份公司	金融	8.1%	45,650	160,803	8.9	1.2	8,708	22%	48,700	27,200
STB	西貢商信銀行 (sacombank)	金融	1.9%	18,350	40,400	9.1	1.2	12,326	29%	20,250	15,600
TCB	越南技商股份銀行 (Techcombank)	金融	4.5%	94,500	528,169	16.0	3.2	1,438	24%	100,500	73,666
VCB	越南外商貿易股份銀行	金融	3.7%	44,200	192,463	5.8	1.1	8,021	21%	66,200	36,750
VHM	Vinhomes 股份公司	房地產	2.2%	22,900	58,093	6.9	1.5	6,518	21%	25,000	16,625
VIC	Vingroup 集團股份公司	房地產	4.3%	48,500	185,448	83.5	1.6	3,771	12%	76,600	38,700
VJC	Vietjet 越捷航空股份公司	工業	2.3%	102,000	55,244	239.8	3.6	663	17%	113,400	92,900
VNM	越南牛奶股份公司	必需消費品	4.3%	66,800	139,609	17.6	4.4	3,979	51%	81,200	65,500
VPB	Viet Nam Thịnh Vương (越南繁榮) 貿易股份銀行	金融	7.1%	19,350	153,521	13.4	1.1	14,515	28%	23,150	17,950
VRE	Vincom Retail 股份公司	房地產	1.7%	24,250	55,104	12.5	1.5	10,432	30%	32,000	21,600

元大證券（越南）公司

個人客戶分析部

Nguyễn Th ệ Minh
研究分析經理
+84 28 3622 6868 ext 3826
minh.nguyen@yuanta.com.vn

Lý Thị Hi ền
研究分析主管
+84 28 3622 6868 ext 3908
hien.ly@yuanta.com.vn

Quách Đức Khánh
研究分析副主管
+84 28 3622 6868 ext 3833
khanh.quach@yuanta.com.vn

Khổng Hữu Hiệp
高級分析專員
+84 28 3622 6868 ext 3912
hiep.khong@yuanta.com.vn

Nguyễn Trịnh Ngọc Hồng
高級分析專員
+84 28 3622 6868 ext 3832
hong.nguyen@yuanta.com.vn

Phạm Tấn Phát
高級分析專員
+84 28 3622 6868 ext 3880
phat.pham@yuanta.com.vn

個人客戶業務部

Phạm Đắc Thành
北部分行經理
+84 28 3622 6868 ext 3416
thanh.pham@yuanta.com.vn

Võ Thị Thu Thủy
平陽分行經理
+84 28 3622 6868 ext 3505
thuy.vo@yuanta.com.vn

Lương Kỳ Ty
堤岸分行經理
+84 28 3622 6868 ext 3653
ty.luong@yuanta.com.vn

Bùi Quốc Phong
同奈分行經理
+84 28 3622 6868 ext 3701
phong.bui@yuanta.com.vn

Võ Đình Tuấn
峴港分行經理
+84 28 3622 6868 ext 3301
tuan.vo@yuanta.com.vn

Nguyễn Việt Quang
河內分行經理
+84 28 3622 6868 ext 3404
quang.nguyen@yuanta.com.vn

Đinh Thị Thu Cúc
頭頓分行經理
+84 28 3622 6868 ext 3203
cuc.dinh@yuanta.com.vn

Appendix A: Important Disclosures

Analyst Certification

Each research analyst primarily responsible for the content of this research report, in whole or in part, certifies that with respect to each security or issuer that the analyst covered in this report: (1) all of the views expressed accurately reflect his or her personal views about those securities or issuers; and (2) no part of his or her compensation was, is, or will be, directly or indirectly, related to the specific recommendations or views expressed by that research analyst in the research report.

Ratings Definitions

BUY: We have a positive outlook on the stock based on our expected absolute or relative return over the investment period. Our thesis is based on our analysis of the company's outlook, financial performance, catalysts, valuation and risk profile. We recommend investors add to their position.

HOLD-Outperform: In our view, the stock's fundamentals are relatively more attractive than peers at the current price. Our thesis is based on our analysis of the company's outlook, financial performance, catalysts, valuation and risk profile.

HOLD-Underperform: In our view, the stock's fundamentals are relatively less attractive than peers at the current price. Our thesis is based on our analysis of the company's outlook, financial performance, catalysts, valuation and risk profile.

SELL: We have a negative outlook on the stock based on our expected absolute or relative return over the investment period. Our thesis is based on our analysis of the company's outlook, financial performance, catalysts, valuation and risk profile. We recommend investors reduce their position.

Under Review: We actively follow the company, although our estimates, rating and target price are under review.

Restricted: The rating and target price have been suspended temporarily to comply with applicable regulations and/or Yuanta policies.

Note: Yuanta research coverage with a Target Price is based on an investment period of 12 months. Greater China Discovery Series coverage does not have a formal 12 months Target Price and the recommendation is based on an investment period specified by the analyst in the report.

Global Disclaimer

© 2020 Yuanta. All rights reserved. The information in this report has been compiled from sources we believe to be reliable, but we do not hold ourselves responsible for its completeness or accuracy. It is not an offer to sell or solicitation of an offer to buy any securities. All opinions and estimates included in this report constitute our judgment as of this date and are subject to change without notice.

This report provides general information only. Neither the information nor any opinion expressed herein constitutes an offer or invitation to make an offer to buy or sell securities or other investments. This material is prepared for general circulation to clients and is not intended to provide tailored investment advice and does not take into account the individual financial situation and objectives of any specific person who may receive this report. Investors should seek financial advice regarding the appropriateness of investing in any securities, investments or investment strategies discussed or recommended in this report. The information contained in this report has been compiled from sources believed to be reliable but no representation or warranty, express or implied, is made as to its accuracy, completeness or correctness. This report is not (and should not be construed as) a solicitation to act as securities broker or dealer in any jurisdiction by any person or company that is not legally permitted to carry on such business in that jurisdiction.

Yuanta research is distributed in the United States only to Major U.S. Institutional Investors (as defined in Rule 15a-6 under the Securities Exchange Act of 1934, as amended and SEC staff interpretations thereof). All transactions by a US person in the securities mentioned in this report must be effected through a registered broker-dealer under Section 15 of the Securities Exchange Act of 1934, as amended. Yuanta research is distributed in Taiwan by Yuanta Securities Investment Consulting. Yuanta research is distributed in Hong Kong by Yuanta Securities (Hong Kong) Co. Limited, which is licensed in Hong Kong by the Securities and Futures Commission for regulated activities, including Type 4 regulated activity (advising on securities). In Hong Kong, this research report may not be redistributed, retransmitted or disclosed, in whole or in part or any form or manner, without the express written consent of Yuanta Securities (Hong Kong) Co. Limited.