

市場可能復甦至 1224-1235 點

2024/04/19

合約走勢					
收盤	+/-	交易量	到期日	剩餘時間	
單位	點數	點數	合約	日期	日
VN30F2112	1214.6	-15.4	244,121	17/04	0
VN30F2201	1211.0	-24.0	51453	16/05	28
VN30F2203	1212.5	-21.6	438	20/06	63
VN30F2206	1224.4	-13.6	225	19/09	154

源自 Bloomberg - YSVN

合約更改交易量和持倉量				
單位	合約	+/-	OI	+/-
單位	合約	%		%
VN30F2112	244,121	-36.7%	30,219	
VN30F2201	51,453	51.4%	25,108	
VN30F2203	438	-3.1%	948	
VN30F2206	225	27.8%	512	

源自：Bloomberg - YSVN

合約的基差變動			
單位	基差	前一盤	+/-
單位	點數	點數	點數
VN30F2112	3.9	-2.7	6.6
VN30F2201	0.3	-2.7	3.0
VN30F2203	1.8	1.4	0.4
VN30F2206	13.7	5.3	8.4

源自：Bloomberg - YSVN

合約走勢

- 4 個期貨合約開盤時小幅上漲，但逐漸走弱，並在股票市場再次轉為負值時再次下跌。VN30F2405 收盤下跌 24 點，顯示 4 月期貨合約在當日到期時對 5 月期貨合約的謹慎情緒。
- VN30F2405 的成交量超過 51,000 合約，比前一交易日增加 52%，持倉量達到 25,108。

VN30F1M 的評估

- VN30F2405 下跌至盤中低點近 1206 點並復甦。同時，RSI 指標與價格出現背離，顯示復甦期間仍在持續。具體而言，價格可能會復甦至 1224 點，或在更積極的情況下復甦至 1235-1240 點以上。但若無法突破 1240 點，調整風險依然存在。
- VN30F2405 合約的短期趨勢在日線圖上維持下跌，並可能在 1272 點最近的阻力位。

投資策略

當天策略 (Intraday)	投資者可以在當前價格區間考慮開設多頭，停損於 1207 點，部分止盈在 1224 點或 1235 點以上。
主要短期趨勢策略 (Daily)	投資者考慮在 1235-1240 點開設 VN30F2405 空頭，停損於 1245 點以上。

Pham Tan Phat

高級分析專員

 Email: phat.pham@yuanta.com.vn

Phone: (084) 28 3622 6868 ext 3880



VN30F1M 合約走勢圖

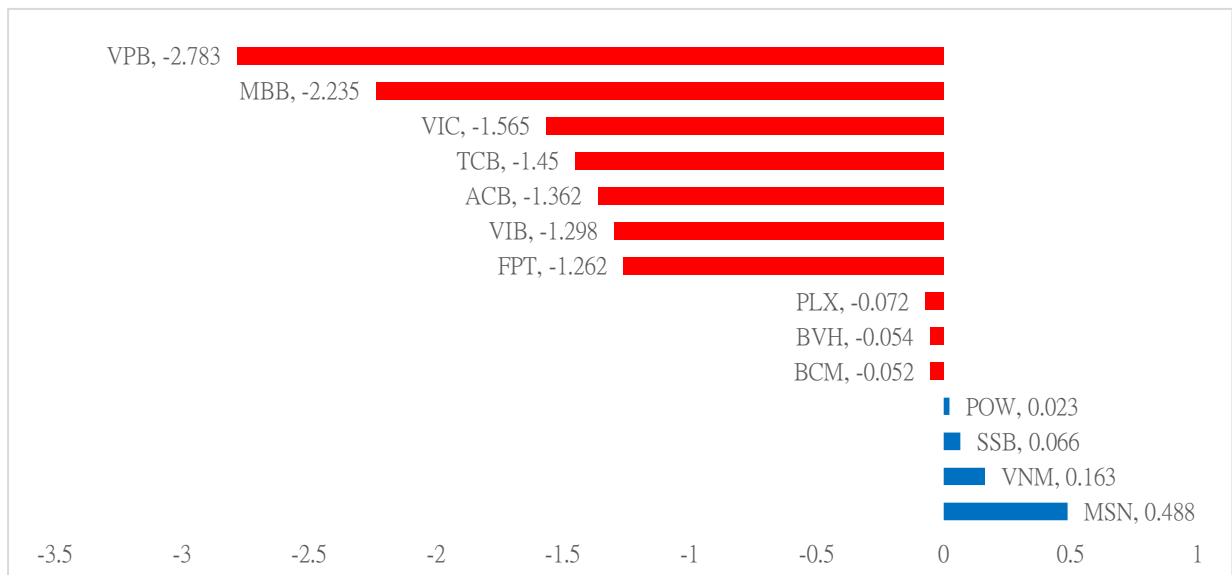


	VN30F2405-Daily	VN30F2405-1H
趨勢	下跌	下跌
支撐 1	1206	1206
支撐 2	1170	1200
阻力 1	1240	1224
阻力 2	1272	1235

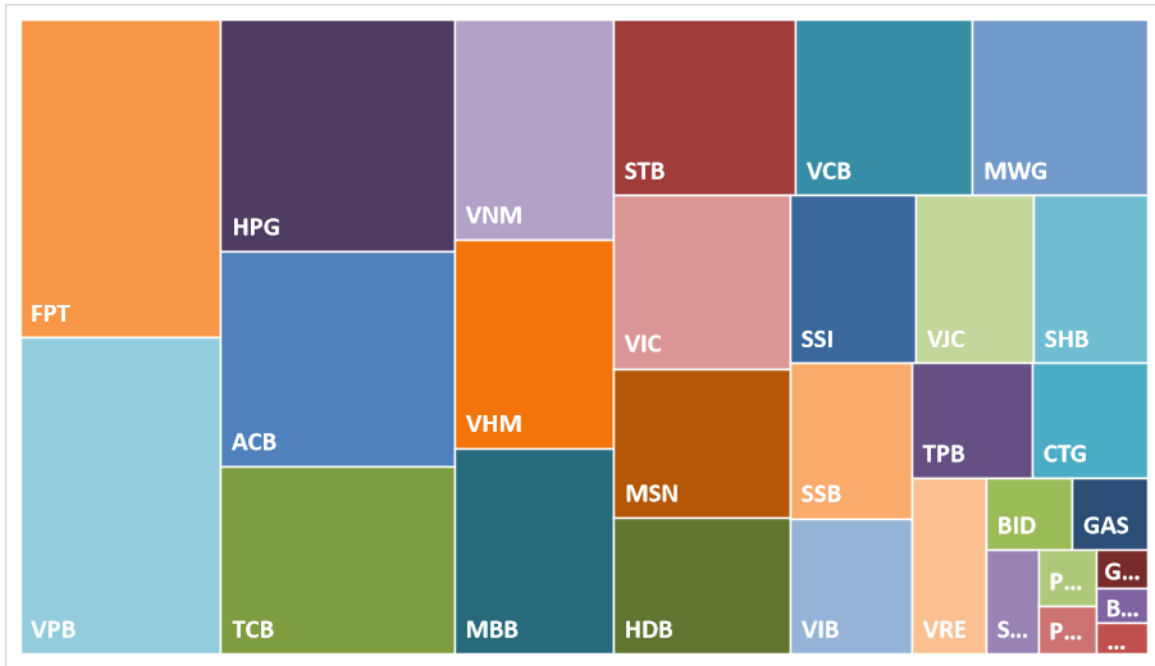
VN30-INDEX 指數走勢

VN30-Index 收盤下跌 1.78%，其中 VPB、MBB 和 VIC 導致指數下跌最多的股票。

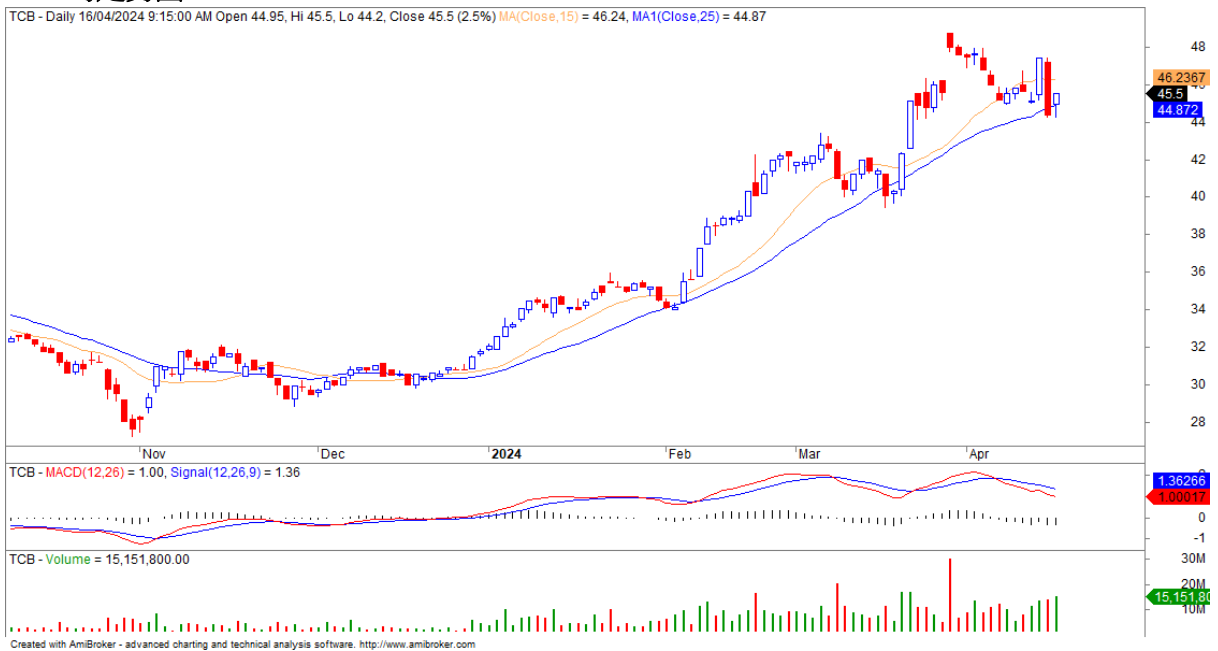
VN30-INDEX 中最有影響力的成份股



VN30-INDEX 中的資本化



TCB 的走勢圖



VN30-INDEX 中的成分股

股碼	公司名稱	行業	比重	收盤價	資本化	PER	PBR	3 個月平均交易量	外資持有	52 週最高	52 週最底
		單位	%	VND	Bil. VND	x	x	'000 cp	%	VND	VND
BID	越南投資與發展商業股份銀行	金融	7.5%	27,150	105,452	6.6	1.5	10,953	30%	28,950	20,826
KDH	Khang Dien 房屋貿易投資股份公司	房地產	0.2%	55,600	57,546	25.3	3.1	901	1%	83,000	54,800
CTG	越南工商股份銀行	金融	0.9%	50,300	286,732	13.3	2.4	1,841	17%	56,700	34,608
ACB	亞洲商業股份銀行	金融	0.2%	39,350	29,210	16.4	1.4	471	26%	48,400	38,600
PLX	越南油氣集團	能源	2.2%	34,050	182,848	9.2	1.5	9,525	27%	37,150	24,431
BVH	Bao Viet 集團	金融	9.6%	113,000	143,506	22.1	5.7	2,562	49%	118,500	67,391
FPT	FPT 發展投資工藝股份公司	科技	0.7%	76,000	174,552	14.6	2.7	1,093	2%	93,250	74,200
GAS	越南氣體總公司 - 股份公司	公用服務	0.4%	30,350	121,400	46.3	2.4	4,418	1%	35,800	14,850
POW	越南天然氣股份總公司	公用服務	4.0%	23,500	67,975	6.7	1.5	6,631	20%	24,500	15,739
HDB	胡志明市發展商業股份銀行	金融	7.2%	28,350	164,849	24.1	1.6	25,127	25%	31,400	20,550
HPG	Hoa Phat (和發) 集團股份公司	原材料	5.4%	23,900	126,361	6.0	1.3	22,661	23%	25,700	15,652
MBB	軍隊貿易股份銀行	金融	3.7%	66,100	94,579	224.8	3.6	4,468	25%	89,400	56,000
MSN	Masan 集團股份公司	必需消費品	4.6%	49,900	72,966	438.8	3.1	11,070	45%	59,300	33,600
MWG	世界移動通信投資股份公司	非必需消費品	0.3%	35,950	45,678	16.3	1.8	1,007	18%	42,200	31,300
NVL	Nova 房地產投資集團股份公司	房地產	0.4%	10,900	25,526	24.6	0.8	6,102	4%	14,200	10,550
PNJ	Phu Nhuan (富潤) 珠寶股份公司	非必需消費品	0.6%	54,800	70,284	17.4	2.9	1,092	61%	88,000	53,000
GVR	越南橡膠工業集團	原材料	2.6%	11,500	42,118	5.7	0.8	27,317	4%	13,600	9,110
PDR	Phat Dat 開發房地產股份公司	房地產	2.4%	22,150	55,280	15.0	1.8	1,533	0%	31,300	20,800
TPB	Tien Phong 股份商業銀行	金融	2.9%	35,200	52,770	23.0	2.3	23,301	#VALUE!	39,250	20,700
SAB	西貢啤酒 - 酒精 - 飲料股份公司	必需消費品	4.1%	27,300	51,466	6.7	1.1	21,565	24%	33,700	24,650
SSI	SSI 西貢證券股份公司	金融	8.2%	45,500	160,274	8.9	1.2	8,959	22%	48,700	27,200
STB	西貢商信銀行 (sacombank)	金融	1.8%	17,600	38,749	8.7	1.2	11,714	29%	20,250	15,600
TCB	越南技商股份銀行 (Techcombank)	金融	4.4%	91,000	508,607	15.4	3.1	1,391	24%	100,500	73,666
VCB	越南外商貿易股份銀行	金融	3.7%	42,700	185,931	5.6	1.0	8,802	21%	66,200	36,750
VHM	Vinhomes 股份公司	房地產	2.3%	22,550	57,205	6.8	1.5	6,622	21%	25,000	16,625
VIC	Vingroup 集團股份公司	房地產	4.2%	46,400	177,418	79.9	1.5	3,907	12%	76,600	38,700
VJC	Vietjet 越捷航空股份公司	工業	2.5%	106,000	57,411	249.2	3.8	694	17%	113,400	92,900
VNM	越南牛奶股份公司	必需消費品	4.2%	64,000	133,757	16.9	4.2	4,031	51%	81,200	63,000
VPB	Viet Nam Thịnh Vương (越南繁榮) 貿易股份銀行	金融	7.1%	18,750	148,761	12.9	1.1	14,578	28%	23,150	17,950
VRE	Vincom Retail 股份公司	房地產	1.6%	22,200	50,445	11.4	1.3	10,554	30%	32,000	21,600

元大證券（越南）公司

個人客戶分析部

Nguyễn Th ệ Minh
研究分析經理
+84 28 3622 6868 ext 3826
minh.nguyen@yuanta.com.vn

Lý Thị Hi ền
研究分析主管
+84 28 3622 6868 ext 3908
hien.ly@yuanta.com.vn

Quách Đức Khánh
研究分析副主管
+84 28 3622 6868 ext 3833
khanh.quach@yuanta.com.vn

Khổng Hữu Hiệp
高級分析專員
+84 28 3622 6868 ext 3912
hiep.khong@yuanta.com.vn

Nguyễn Trịnh Ngọc Hồng
高級分析專員
+84 28 3622 6868 ext 3832
hong.nguyen@yuanta.com.vn

Phạm Tấn Phát
高級分析專員
+84 28 3622 6868 ext 3880
phat.pham@yuanta.com.vn

個人客戶業務部

Phạm Đắc Thành
北部分行經理
+84 28 3622 6868 ext 3416
thanh.pham@yuanta.com.vn

Võ Thị Thu Thủy
平陽分行經理
+84 28 3622 6868 ext 3505
thuy.vo@yuanta.com.vn

Lương Kỳ Ty
堤岸分行經理
+84 28 3622 6868 ext 3653
ty.luong@yuanta.com.vn

Bùi Quốc Phong
同奈分行經理
+84 28 3622 6868 ext 3701
phong.bui@yuanta.com.vn

Võ Đình Tuấn
峴港分行經理
+84 28 3622 6868 ext 3301
tuan.vo@yuanta.com.vn

Nguyễn Việt Quang
河內分行經理
+84 28 3622 6868 ext 3404
quang.nguyen@yuanta.com.vn

Đinh Thị Thu Cúc
頭頓分行經理
+84 28 3622 6868 ext 3203
cuc.dinh@yuanta.com.vn

Appendix A: Important Disclosures

Analyst Certification

Each research analyst primarily responsible for the content of this research report, in whole or in part, certifies that with respect to each security or issuer that the analyst covered in this report: (1) all of the views expressed accurately reflect his or her personal views about those securities or issuers; and (2) no part of his or her compensation was, is, or will be, directly or indirectly, related to the specific recommendations or views expressed by that research analyst in the research report.

Ratings Definitions

BUY: We have a positive outlook on the stock based on our expected absolute or relative return over the investment period. Our thesis is based on our analysis of the company's outlook, financial performance, catalysts, valuation and risk profile. We recommend investors add to their position.

HOLD-Outperform: In our view, the stock's fundamentals are relatively more attractive than peers at the current price. Our thesis is based on our analysis of the company's outlook, financial performance, catalysts, valuation and risk profile.

HOLD-Underperform: In our view, the stock's fundamentals are relatively less attractive than peers at the current price. Our thesis is based on our analysis of the company's outlook, financial performance, catalysts, valuation and risk profile.

SELL: We have a negative outlook on the stock based on our expected absolute or relative return over the investment period. Our thesis is based on our analysis of the company's outlook, financial performance, catalysts, valuation and risk profile. We recommend investors reduce their position.

Under Review: We actively follow the company, although our estimates, rating and target price are under review.

Restricted: The rating and target price have been suspended temporarily to comply with applicable regulations and/or Yuanta policies.

Note: Yuanta research coverage with a Target Price is based on an investment period of 12 months. Greater China Discovery Series coverage does not have a formal 12 months Target Price and the recommendation is based on an investment period specified by the analyst in the report.

Global Disclaimer

© 2020 Yuanta. All rights reserved. The information in this report has been compiled from sources we believe to be reliable, but we do not hold ourselves responsible for its completeness or accuracy. It is not an offer to sell or solicitation of an offer to buy any securities. All opinions and estimates included in this report constitute our judgment as of this date and are subject to change without notice.

This report provides general information only. Neither the information nor any opinion expressed herein constitutes an offer or invitation to make an offer to buy or sell securities or other investments. This material is prepared for general circulation to clients and is not intended to provide tailored investment advice and does not take into account the individual financial situation and objectives of any specific person who may receive this report. Investors should seek financial advice regarding the appropriateness of investing in any securities, investments or investment strategies discussed or recommended in this report. The information contained in this report has been compiled from sources believed to be reliable but no representation or warranty, express or implied, is made as to its accuracy, completeness or correctness. This report is not (and should not be construed as) a solicitation to act as securities broker or dealer in any jurisdiction by any person or company that is not legally permitted to carry on such business in that jurisdiction.

Yuanta research is distributed in the United States only to Major U.S. Institutional Investors (as defined in Rule 15a-6 under the Securities Exchange Act of 1934, as amended and SEC staff interpretations thereof). All transactions by a US person in the securities mentioned in this report must be effected through a registered broker-dealer under Section 15 of the Securities Exchange Act of 1934, as amended. Yuanta research is distributed in Taiwan by Yuanta Securities Investment Consulting. Yuanta research is distributed in Hong Kong by Yuanta Securities (Hong Kong) Co. Limited, which is licensed in Hong Kong by the Securities and Futures Commission for regulated activities, including Type 4 regulated activity (advising on securities). In Hong Kong, this research report may not be redistributed, retransmitted or disclosed, in whole or in part or any form or manner, without the express written consent of Yuanta Securities (Hong Kong) Co. Limited.