

市場可能短期平衡在 1184-1188 點

2024/04/22

合約走勢					
收盤	+/-	交易量	到期日	剩餘時間	
單位	點數	點數	合約	日期	日
VN30F2112	1191.7	-19.3	343,787	16/05	27
VN30F2201	1196.0	-16.5	811	20/06	62
VN30F2203	1198.4	-26.0	195	19/09	153
VN30F2206	1198.0	1198.0	98	19/12	244

源自 Bloomberg - YSVN

合約更改交易量和持倉量				
單位	合約	+/-	OI	+/-
單位	合約	%		%
VN30F2112	343,787	40.8%	38,966	
VN30F2201	811	-98.4%	1037	
VN30F2203	195	-55.5%	541	
VN30F2206	98	-56.4%		

源自：Bloomberg - YSVN

合約的基差變動			
單位	基差	前一盤	+/-
單位	點數	點數	點數
VN30F2112	-2.3	4.6	-6.9
VN30F2201	2.0	4.6	-2.6
VN30F2203	4.4	1.8	2.6
VN30F2206	4.0	13.7	-9.7

源自：Bloomberg - YSVN

合約走勢

- 4 個期貨合約在連續第四個交易日延續下跌趨勢，但盤中很快結束復甦期間。VN30F2405 收盤下跌 19 點，基差為負 2.3 點。
- VN30F2405 的成交量超過 34.3 萬份合約，比前一交易日增加 41%，持倉量達到 38,966 份。

VN30F1M 的評估

- VN30F2405 繼續下跌，並不斷逐漸下跌，動能指標繼續出現上漲背離的信號，價格出現在 15 分鐘和 30 分鐘內。因此，1188 點附近區域可以推動短期復甦期間。復甦期間可能測試 1215 點或 1228 點以上。
- VN30F2405 合約的短期趨勢在日線圖上維持下跌，追蹤停損於 1250 點附近。

投資策略

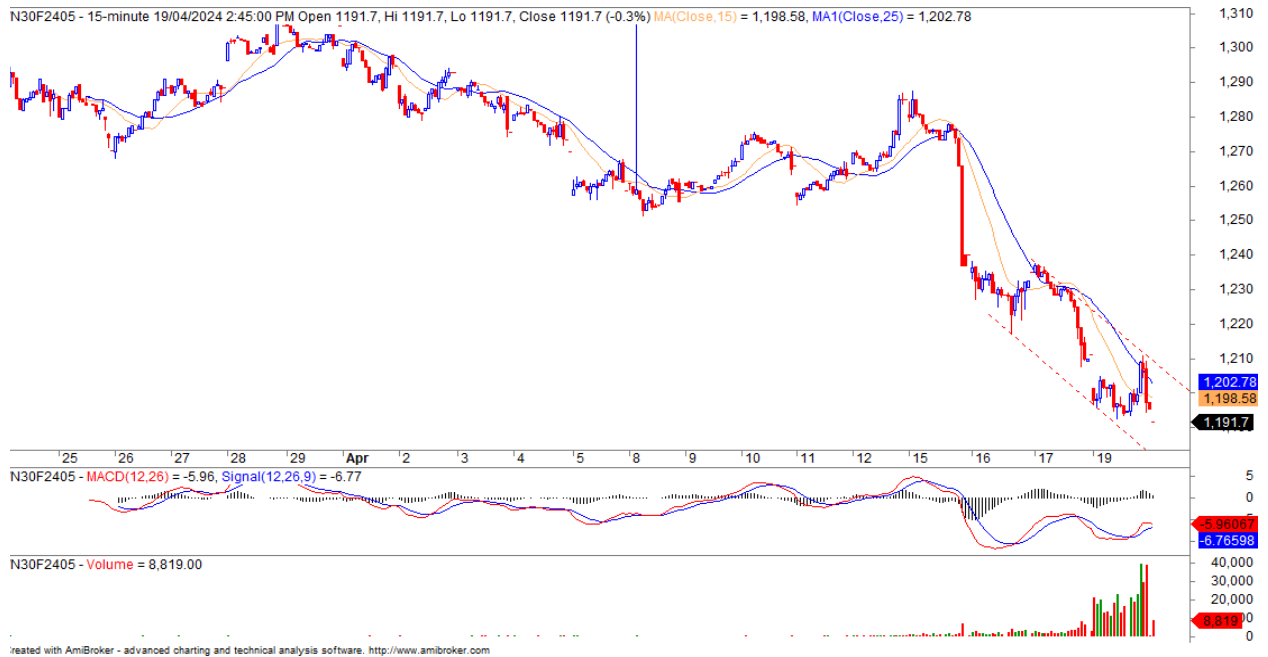
當天策略 (Intraday)	投資者可以在 1188 點附近或價格突破 1198 點時考慮開設多頭，止盈目標在 1208 點或 1215 點以上。
主要短期趨勢策略 (Daily)	投資者考慮在 1215 點或 1226 點以上開設空頭，停損於 1230 點。

Pham Tan Phat
高級分析專員

Email: phat.pham@yuanta.com.vn

Phone: (084) 28 3622 6868 ext 3880

VN30F1M 合約走勢圖



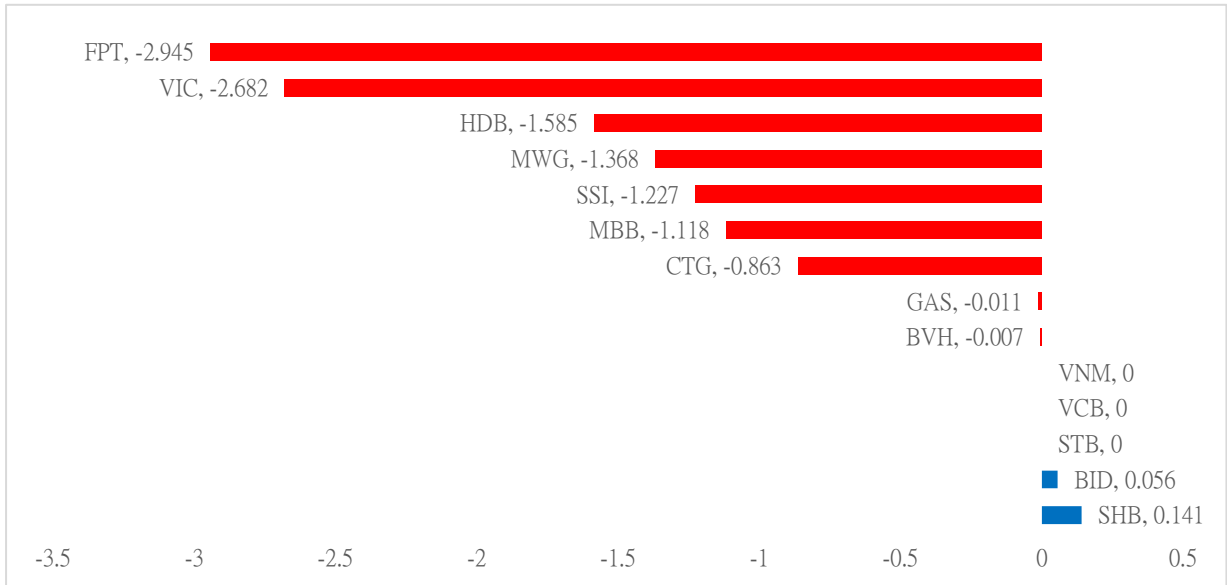
	VN30F2405-Daily	VN30F2405-1H
趨勢	下跌	下跌
支撐 1	1180	1188
支撐 2	1170	1185
阻力 1	1228	1202
阻力 2	1250	1215

VN30-INDEX 指數走勢

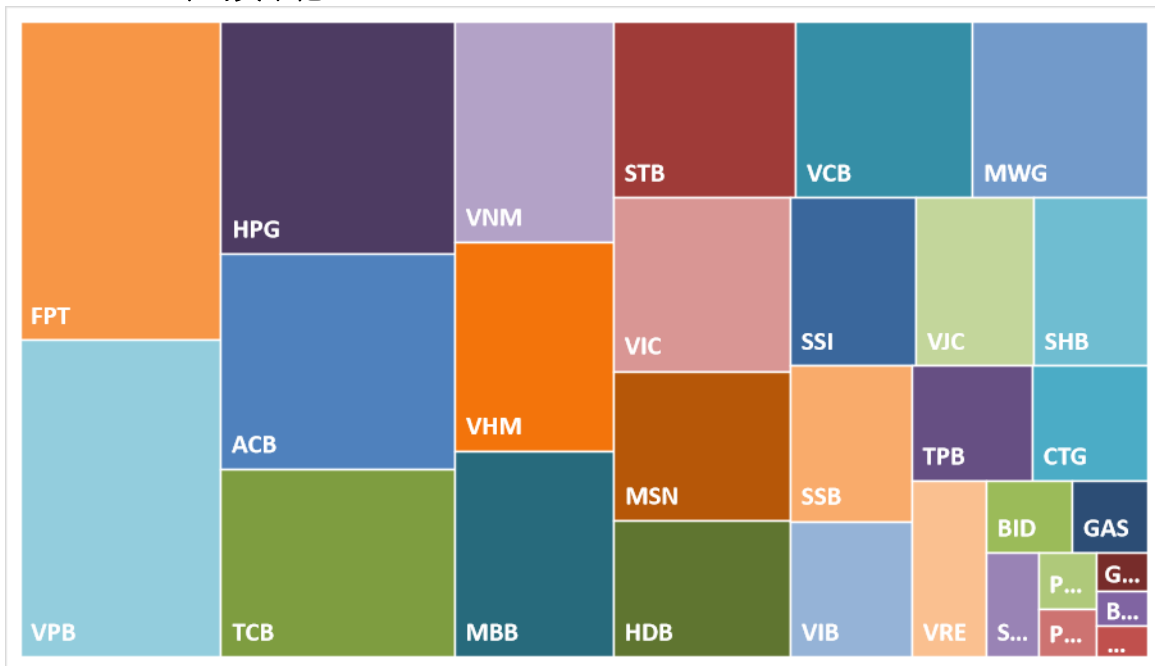
VN30-Index 收盤下跌 1.38%，其中 FPT、VIC 和 HDB 導致指數下跌最多的股票。



VN30-INDEX 中最有影響力的成份股



VN30-INDEX 中的資本化



FPT 的走勢圖



VN30-INDEX 中的成分股

股碼	公司名稱	行業	比重	收盤價	資本化	PER	PBR	3 個月平均交易量	外資持有	52 週最高	52 週最底
		單位	%	VND	Bil. VND	x	x	'000 cp	%	VND	VND
BID	越南投資與發展商業股份銀行	金融	7.6%	26,600	103,316	6.4	1.5	11,014	30%	28,950	20,826
KDH	Khang Dien 房屋貿易投資股份公司	房地產	0.2%	51,600	53,406	23.4	2.9	913	1%	83,000	50,700
CTG	越南工商股份銀行	金融	0.9%	48,350	275,616	12.8	2.3	1,871	17%	56,700	34,608
ACB	亞洲商業股份銀行	金融	0.2%	38,500	28,579	16.0	1.3	477	26%	48,400	38,200
PLX	越南油氣集團	能源	2.1%	31,600	169,692	8.5	1.4	9,855	28%	37,150	24,431
BVH	Bao Viet 集團	金融	9.6%	109,000	138,427	21.4	5.5	2,619	49%	118,500	67,391
FPT	FPT 發展投資工藝股份公司	科技	0.7%	75,000	172,255	14.4	2.7	1,107	2%	93,250	74,200
GAS	越南氣體總公司 - 股份公司	公用服務	0.4%	28,100	112,400	42.9	2.3	4,527	1%	35,800	14,850
POW	越南天然氣股份總公司	公用服務	3.9%	22,250	64,359	6.4	1.4	6,680	20%	24,500	15,739
HDB	胡志明市發展商業股份銀行	金融	7.3%	27,800	161,651	23.7	1.6	25,401	25%	31,400	20,550
HPG	Hoa Phat (和發) 集團股份公司	原材料	5.3%	22,700	120,017	5.7	1.3	22,892	23%	25,700	15,652
MBB	軍隊貿易股份銀行	金融	3.9%	66,500	95,151	226.2	3.6	4,665	25%	89,400	56,000
MSN	Masan 集團股份公司	必需消費品	4.6%	48,200	70,480	423.9	3.0	10,941	46%	59,300	33,600
MWG	世界移動通信投資股份公司	非必需消費品	0.3%	34,650	44,026	15.7	1.7	1,017	18%	42,200	31,300
NVL	Nova 房地產投資集團股份公司	房地產	0.4%	10,600	24,824	23.9	0.8	6,278	4%	14,200	10,550
PNJ	Phu Nuan (富潤) 珠寶股份公司	非必需消費品	0.6%	52,500	67,335	16.7	2.8	1,105	60%	88,000	52,000
GVR	越南橡膠工業集團	原材料	2.6%	11,150	40,836	5.5	0.8	27,221	4%	13,600	9,110
PDR	Phat Dat 開發房地產股份公司	房地產	2.4%	22,100	55,155	15.0	1.8	1,573	0%	31,300	20,800
TPB	Tien Phong 股份商業銀行	金融	2.8%	33,200	49,771	21.7	2.2	23,385	#VALUE!	39,250	20,700
SAB	西貢啤酒 - 酒精 - 飲料股份公司	必需消費品	4.1%	26,800	50,524	6.5	1.1	21,719	24%	33,700	24,650
SSI	SSI 西貢證券股份公司	金融	8.3%	44,500	156,752	8.7	1.2	9,196	22%	48,700	27,200
STB	西貢商信銀行 (sacombank)	金融	1.8%	16,600	36,547	8.2	1.1	11,824	29%	20,250	15,600
TCB	越南技商股份銀行 (Techcombank)	金融	4.5%	90,500	505,813	15.3	3.1	1,391	24%	100,500	73,666
VCB	越南外商貿易股份銀行	金融	3.7%	41,500	180,706	5.4	1.0	9,143	20%	66,200	36,750
VHM	Vinhomes 股份公司	房地產	2.2%	21,100	53,527	6.3	1.4	6,725	21%	25,000	16,625
VIC	Vingroup 集團股份公司	房地產	4.0%	42,600	162,888	73.3	1.4	3,987	12%	76,600	38,700
VJC	Vietjet 越捷航空股份公司	工業	2.5%	103,300	55,948	242.9	3.7	707	17%	113,400	92,900
VNM	越南牛奶股份公司	必需消費品	4.4%	64,200	134,175	16.9	4.2	4,152	51%	81,200	63,000
VPB	Viet Nam Thịnh Vương (越南繁榮) 貿易股份銀行	金融	7.0%	18,100	143,604	12.5	1.1	14,837	28%	23,150	17,950
VRE	Vincom Retail 股份公司	房地產	1.6%	21,300	48,400	11.0	1.3	10,802	29%	32,000	21,050

元大證券（越南）公司

個人客戶分析部

Nguyễn Th ệ Minh
研究分析經理
+84 28 3622 6868 ext 3826
minh.nguyen@yuanta.com.vn

Lý Thị Hi ền
研究分析主管
+84 28 3622 6868 ext 3908
hien.ly@yuanta.com.vn

Quách Đức Khánh
研究分析副主管
+84 28 3622 6868 ext 3833
khanh.quach@yuanta.com.vn

Khổng Hữu Hiệp
高級分析專員
+84 28 3622 6868 ext 3912
hiep.khong@yuanta.com.vn

Nguyễn Trịnh Ngọc Hồng
高級分析專員
+84 28 3622 6868 ext 3832
hong.nguyen@yuanta.com.vn

Phạm Tấn Phát
高級分析專員
+84 28 3622 6868 ext 3880
phat.pham@yuanta.com.vn

個人客戶業務部

Phạm Đắc Thành
北部分行經理
+84 28 3622 6868 ext 3416
thanh.pham@yuanta.com.vn

Võ Thị Thu Thủy
平陽分行經理
+84 28 3622 6868 ext 3505
thuy.vo@yuanta.com.vn

Lương Kỳ Ty
堤岸分行經理
+84 28 3622 6868 ext 3653
ty.luong@yuanta.com.vn

Bùi Quốc Phong
同奈分行經理
+84 28 3622 6868 ext 3701
phong.bui@yuanta.com.vn

Võ Đình Tuấn
峴港分行經理
+84 28 3622 6868 ext 3301
tuan.vo@yuanta.com.vn

Nguyễn Việt Quang
河內分行經理
+84 28 3622 6868 ext 3404
quang.nguyen@yuanta.com.vn

Đinh Thị Thu Cúc
頭頓分行經理
+84 28 3622 6868 ext 3203
cuc.dinh@yuanta.com.vn

Appendix A: Important Disclosures

Analyst Certification

Each research analyst primarily responsible for the content of this research report, in whole or in part, certifies that with respect to each security or issuer that the analyst covered in this report: (1) all of the views expressed accurately reflect his or her personal views about those securities or issuers; and (2) no part of his or her compensation was, is, or will be, directly or indirectly, related to the specific recommendations or views expressed by that research analyst in the research report.

Ratings Definitions

BUY: We have a positive outlook on the stock based on our expected absolute or relative return over the investment period. Our thesis is based on our analysis of the company's outlook, financial performance, catalysts, valuation and risk profile. We recommend investors add to their position.

HOLD-Outperform: In our view, the stock's fundamentals are relatively more attractive than peers at the current price. Our thesis is based on our analysis of the company's outlook, financial performance, catalysts, valuation and risk profile.

HOLD-Underperform: In our view, the stock's fundamentals are relatively less attractive than peers at the current price. Our thesis is based on our analysis of the company's outlook, financial performance, catalysts, valuation and risk profile.

SELL: We have a negative outlook on the stock based on our expected absolute or relative return over the investment period. Our thesis is based on our analysis of the company's outlook, financial performance, catalysts, valuation and risk profile. We recommend investors reduce their position.

Under Review: We actively follow the company, although our estimates, rating and target price are under review.

Restricted: The rating and target price have been suspended temporarily to comply with applicable regulations and/or Yuanta policies.

Note: Yuanta research coverage with a Target Price is based on an investment period of 12 months. Greater China Discovery Series coverage does not have a formal 12 months Target Price and the recommendation is based on an investment period specified by the analyst in the report.

Global Disclaimer

© 2020 Yuanta. All rights reserved. The information in this report has been compiled from sources we believe to be reliable, but we do not hold ourselves responsible for its completeness or accuracy. It is not an offer to sell or solicitation of an offer to buy any securities. All opinions and estimates included in this report constitute our judgment as of this date and are subject to change without notice.

This report provides general information only. Neither the information nor any opinion expressed herein constitutes an offer or invitation to make an offer to buy or sell securities or other investments. This material is prepared for general circulation to clients and is not intended to provide tailored investment advice and does not take into account the individual financial situation and objectives of any specific person who may receive this report. Investors should seek financial advice regarding the appropriateness of investing in any securities, investments or investment strategies discussed or recommended in this report. The information contained in this report has been compiled from sources believed to be reliable but no representation or warranty, express or implied, is made as to its accuracy, completeness or correctness. This report is not (and should not be construed as) a solicitation to act as securities broker or dealer in any jurisdiction by any person or company that is not legally permitted to carry on such business in that jurisdiction.

Yuanta research is distributed in the United States only to Major U.S. Institutional Investors (as defined in Rule 15a-6 under the Securities Exchange Act of 1934, as amended and SEC staff interpretations thereof). All transactions by a US person in the securities mentioned in this report must be effected through a registered broker-dealer under Section 15 of the Securities Exchange Act of 1934, as amended. Yuanta research is distributed in Taiwan by Yuanta Securities Investment Consulting. Yuanta research is distributed in Hong Kong by Yuanta Securities (Hong Kong) Co. Limited, which is licensed in Hong Kong by the Securities and Futures Commission for regulated activities, including Type 4 regulated activity (advising on securities). In Hong Kong, this research report may not be redistributed, retransmitted or disclosed, in whole or in part or any form or manner, without the express written consent of Yuanta Securities (Hong Kong) Co. Limited.