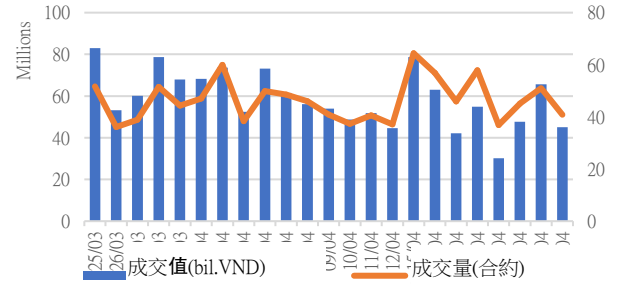


## 市場再承受獲利壓力

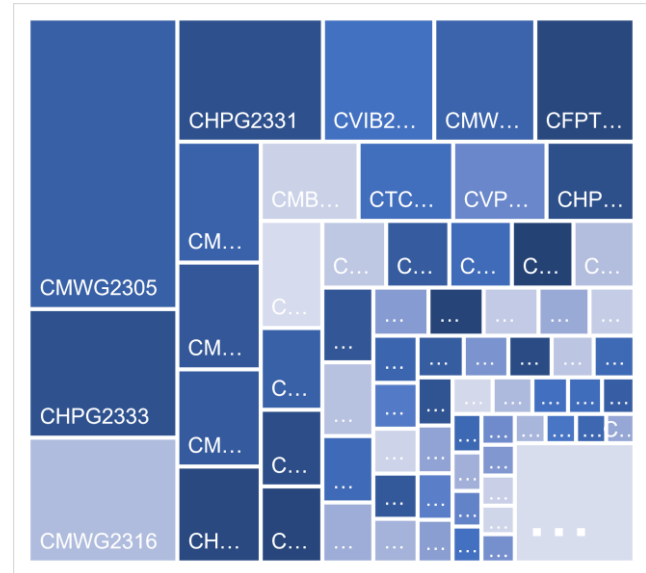
2024/04/26

股票市場在昨天強勁復甦之後，則面臨輕微的獲利壓力，跌幅在當日再次占主導地位。權證市場的流動性比前一交易日大幅下降，HPG、MWG、HPG 和 MBB 為交易最活躍的權證。我們繼續建議投資者不要急於再次增加股票比例，因為股票市場的短期風險仍然較高，積極點是股票市場出現重新平衡的跡象。

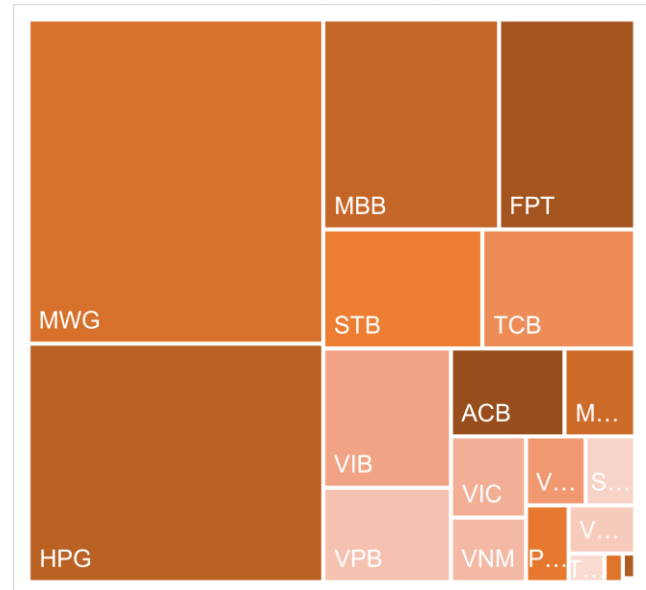
成交值和成交量



根據認股權證代碼分配成交值



根據標的股票代碼分配成交值



源自: YSVN

**當日成交及相關指數**

代碼	漲跌 (+/-%)	收盤	成交量 (合約)	成交值 (Bil.VND)	現金 狀態	Premium	槓桿	剩餘 交易盤數	隱合 波動
CACB2304	0.0%	1910	-	0	ITM	7.2%		153	50%
CACB2305	9.2%	810	445,700	0.351	ITM	7.7%		167	43%
CACB2306	8.2%	1810	535,300	0.951	ITM	2.4%		88	42%
CACB2307	7.1%	590	98,800	0.058	ITM	6.5%		118	39%
CACB2401	8.4%	1360	42,400	0.049	ITM	3.4%		55	39%
CFPT2309	21.1%	5430	86,600	0.409	ITM	-0.2%	2.87	11	0%
CFPT2310	25.5%	5380	244,900	1.138	ITM	3.1%	2.88	102	71%
CFPT2313	41.8%	2650	2,180,800	4.919	ITM	2.7%	4.33	106	41%
CFPT2314	28.8%	3320	808,600	2.38	ITM	8.1%	3.21	259	46%
CFPT2316	24.0%	4160	762,700	2.818	ITM	0.3%	2.96	88	0%
CFPT2317	30.2%	1940	452,500	0.734	ITM	5.6%	3.69	210	39%
CFPT2318	37.6%	3250	162,200	0.449	ITM	1.5%	4.55	81	37%
CHDB2306	12.3%	1190	154,300	0.176	ITM	4.4%	4.74	62	62%
CHPG2309	22.3%	1600	3,743,300	5.726	ITM	0.9%	5.80	29	50%
CHPG2315	-3.3%	1450	10,000	0.014	ITM	17.6%	3.09	60	121%
CHPG2316	22.5%	940	142,900	0.121	OTM	14.4%	4.24	151	51%
CHPG2319	36.4%	420	70,100	0.028	OTM	11.4%	6.78	62	48%
CHPG2322	22.8%	1080	8,200	0.009	OTM	12.6%	5.78	83	49%
CHPG2326	68.4%	290	2,254,500	0.56	ITM	0.4%	19.31	11	25%
CHPG2328	95.7%	110	229,900	0.068	ITM	0.6%	69.11	11	10%
CHPG2329	28.3%	1180	1,382,400	1.563	OTM	9.8%	6.42	102	40%
CHPG2331	23.2%	680	2,288,200	1.418	ITM	12.4%	4.32	167	46%
CHPG2332	21.1%	680	453,800	0.299	ITM	14.1%	4.16	200	45%
CHPG2333	21.1%	680	2,680,100	1.746	OTM	15.9%	4.03	228	44%
CHPG2334	18.0%	550	2,429,700	1.359	OTM	18.7%	3.64	259	46%
CHPG2336	53.8%	200	713,200	0.076	ITM	1.3%	23.01	11	34%
CHPG2337	38.1%	540	35,400	0.017	OTM	11.5%	5.98	71	51%
CHPG2338	20.3%	920	119,300	0.098	OTM	18.0%	3.86	165	53%
CHPG2339	10.9%	3000	53,700	0.157	OTM	26.9%	2.50	256	67%
CHPG2341	37.3%	880	63,300	0.048	OTM	11.2%	7.14	88	41%
CHPG2342	8.2%	800	233,500	0.178	ITM	12.1%	2.92	210	64%
CHPG2343	20.0%	750	300,900	0.207	ITM	6.0%	7.70	50	46%
CHPG2401	55.6%	280	5,600	0.001	OTM	11.5%	10.35	55	38%
CMBB2306	15.1%	3170	176,600	0.592	ITM	0.4%	4.13	29	53%
CMBB2309	26.4%	800	410,900	0.35	ITM	-0.2%	6.95	11	0%
CMBB2311	20.7%	1670	140,000	0.24	ITM	0.4%	6.66	11	73%
CMBB2312	13.9%	1920	91,800	0.172	ITM	4.9%	4.80	102	46%
CMBB2314	15.3%	870	2,369,800	2.209	ITM	5.5%	5.01	106	44%
CMBB2315	10.0%	1230	707,100	0.866	ITM	12.0%	3.37	259	47%
CMBB2316	2.2%	430	167,200	0.074	ITM	0.2%	5.17	11	85%
CMBB2317	14.3%	700	966,800	0.667	ITM	5.6%	4.94	118	42%
CMBB2318	11.1%	1490	41,100	0.062	ITM	7.7%	3.33	151	63%
CMBB2401	20.0%	1400	26,800	0.04	ITM	2.5%	6.65	55	39%
CMSN2302	-1.2%	840	313,700	0.253	ITM	4.3%	8.93	29	52%
CMSN2307	-24.0%	200	41,900	0.008	OTM	24.8%	3.53	62	57%
CMSN2311	13.8%	320	130,500	0.038	OTM	33.7%	2.73	102	57%
CMSN2313	5.3%	780	105,500	0.08	OTM	28.9%	2.79	167	63%

CMSN2315	100.0%	10	423,300	0.004	OTM	20.6%	0.05	11	73%
CMSN2316	20.9%	480	100	0	OTM	30.4%	3.49	165	52%
CMSN2317	4.3%	1020	157,200	0.149	OTM	39.5%	2.37	256	59%
CMWG2305	25.8%	4550	334,800	1.319	ITM	-0.2%	2.98	29	0%
CMWG2309	171.4%	70	1,161,200	0.139	OTM	1.0%	75.65	11	13%
CMWG2310	26.5%	1130	51,200	0.049	OTM	11.8%	5.14	102	51%
CMWG2313	25.8%	1310	430,000	0.465	ITM	7.5%	4.82	106	48%
CMWG2314	18.3%	1110	1,954,400	1.794	ITM	17.3%	3.14	259	53%
CMWG2315	21.4%	240	116,800	0.016	ITM	-0.2%	10.88	11	0%
CMWG2316	16.5%	1380	1,199,600	1.371	ITM	4.6%	4.96	120	37%
CMWG2318	25.8%	2080	1,035,600	1.886	ITM	1.3%	4.04	88	35%
CNVL2305	11.0%	900	10,900	0.009	OTM	35.5%	0.22	62	173%
CPDR2305	18.2%	2100	93,100	0.199	ITM	7.2%		62	115%
CPOW2306	20.0%	60	134,900	0.006	OTM	52.8%		62	70%
CPOW2309	0.0%	10	332,200	0.005	OTM	37.6%		22	69%
CPOW2313	5.9%	170	188,000	0.03	OTM	25.4%		71	55%
CPOW2314	4.8%	410	1,116,700	0.435	OTM	32.0%		165	56%
CPOW2315	6.6%	610	346,100	0.21	OTM	39.1%		256	58%
CSHB2302	-60.0%	20	467,700	0.006	OTM	8.5%		11	46%
CSHB2303	17.5%	450	412,700	0.173	OTM	19.3%		70	70%
CSHB2304	0.0%	260	11,400	0.003	OTM	16.8%		71	78%
CSHB2305	0.0%	320	34,000	0.009	OTM	27.5%		165	70%
CSHB2306	5.7%	1070	250,500	0.26	OTM	34.4%		256	71%
CSTB2306	25.0%	350	904,700	0.331	OTM	7.9%	14.03	29	41%
CSTB2312	-6.3%	150	1,037,300	0.18	OTM	19.8%	7.27	60	49%
CSTB2313	10.3%	310	239,900	0.076	OTM	30.4%	4.64	151	50%
CSTB2316	-57.1%	100	25,600	0.001	OTM	29.5%	4.83	62	54%
CSTB2318	42.9%	80	812,700	0.07	OTM	13.6%	10.63	22	51%
CSTB2322	-25.0%	10	1,939,700	0.062	OTM	5.6%	141.39	11	25%
CSTB2324	50.0%	30	130,900	0.003	OTM	9.4%	19.20	11	48%
CSTB2325	6.3%	570	18,400	0.01	OTM	18.7%	4.68	102	56%
CSTB2327	2.9%	330	77,200	0.027	OTM	19.4%	5.08	106	52%
CSTB2328	4.0%	500	240,700	0.122	OTM	30.1%	3.08	259	55%
CSTB2330	0.0%	10	987,500	0.009	OTM	19.6%	0.55	11	70%
CSTB2331	0.0%	130	57,200	0.006	OTM	25.3%	6.45	71	49%
CSTB2332	9.7%	320	234,100	0.08	OTM	31.8%	4.57	165	49%
CSTB2333	8.7%	1540	65,200	0.104	OTM	37.8%	3.03	256	55%
CSTB2334	6.3%	1580	968,300	1.309	ITM	11.6%	3.97	120	60%
CSTB2336	42.9%	90	587,500	0.057	OTM	10.5%	13.53	26	46%
CSTB2337	6.0%	1050	70,200	0.074	ITM	20.7%	2.56	210	76%
CSTB2338	2.2%	440	1,973,600	0.869	OTM	6.6%	10.66	50	36%
CSTB2401	0.0%	180	-	0	OTM	10.9%	17.42	55	31%
CTCB2302	4.9%	6390	96,400	0.637	ITM	0.0%	2.41	29	0%
CTCB2306	7.9%	3560	84,100	0.31	ITM	0.2%	3.24	11	122%
CTCB2307	7.8%	3840	21,500	0.076	ITM	7.0%	2.90	102	91%
CTCB2309	6.9%	4200	1,400	0.006	ITM	3.1%	3.38	153	42%
CTCB2310	7.4%	1650	429,100	0.744	ITM	4.4%	3.20	167	49%
CTCB2312	6.7%	4750	14,000	0.067	ITM	1.5%	3.20	81	56%
CTCB2401	7.4%	6650	600	0.003	ITM	2.5%	3.44	55	79%
CTPB2304	-33.3%	20	679,100	0.007	OTM	5.7%		11	37%
CTPB2305	25.0%	340	405,400	0.127	OTM	15.3%		71	59%
CTPB2306	17.6%	1250	54,100	0.065	OTM	24.7%		165	65%

CTPB2401	-11.4%	700	80,900	0.053	OTM	10.9%		55	58%
CVHM2302	0.0%	120	506,100	0.061	OTM	24.0%	1.17	29	64%
CVHM2307	75.0%	50	137,900	0.009	OTM	55.0%	0.10	62	69%
CVHM2311	25.0%	200	125,700	0.023	OTM	51.1%	0.66	102	64%
CVHM2312	0.0%	10	100	0	OTM	37.7%	0.00	11	103%
CVHM2313	10.3%	300	42,600	0.013	OTM	30.2%	3.23	167	53%
CVHM2315	-50.0%	20	189,000	0.001	OTM	25.4%	0.00	11	102%
CVHM2316	-7.1%	120	110,400	0.014	OTM	28.2%	3.03	71	53%
CVHM2317	0.0%	340	645,100	0.221	OTM	35.3%	2.61	165	56%
CVHM2318	-4.4%	830	340,200	0.285	OTM	41.5%	2.28	256	56%
CVHM2401	27.5%	630	88,200	0.04	OTM	11.8%	6.07	55	54%
CVIB2302	6.5%	1970	216,400	0.486	ITM	3.1%		29	72%
CVIB2304	10.6%	870	270,300	0.247	ITM	7.9%		106	53%
CVIB2305	10.0%	640	568,000	0.356	OTM	18.7%		259	50%
CVIB2306	3.4%	3150	5,000	0.016	ITM	7.1%		120	74%
CVIB2307	10.5%	980	15,900	0.016	ITM	17.8%		118	79%
CVIB2401	23.5%	960	2,100	0.002	ITM	5.3%		55	44%
CVIC2306	0.0%	240	3,200	0	OTM	52.7%	0.03	62	101%
CVIC2308	11.1%	200	653,500	0.136	OTM	23.8%	3.92	106	50%
CVIC2309	17.4%	270	744,300	0.197	OTM	30.2%	3.22	167	50%
CVIC2312	36.4%	140	44,700	0.005	OTM	28.0%	1.99	71	59%
CVIC2313	6.5%	320	1,007,200	0.313	OTM	34.9%	2.20	165	58%
CVIC2314	0.9%	1110	725,600	0.748	OTM	43.1%	1.69	256	65%
CVNM2306	8.7%	260	69,900	0.015	OTM	14.6%	6.11	62	46%
CVNM2308	0.0%	40	170,400	0.008	OTM	5.0%	34.76	11	32%
CVNM2310	4.3%	250	21,700	0.005	OTM	25.0%	3.90	106	47%
CVNM2311	9.5%	460	217,900	0.099	OTM	28.1%	4.39	259	38%
CVNM2313	100.0%	30	95,800	0.001	OTM	27.7%	0.00	11	112%
CVNM2314	5.3%	390	369,200	0.138	OTM	36.3%	2.49	165	50%
CVNM2315	-10.0%	1420	10,200	0.013	OTM	86066.4%	0.00	256	500%
CVPB2309	0.0%	10	37,800	0	OTM	15.5%	5.78	11	59%
CVPB2311	80.0%	180	28,300	0.003	OTM	6.9%	12.26	11	63%
CVPB2312	14.0%	590	89,800	0.054	OTM	13.7%	7.17	102	41%
CVPB2314	6.3%	180	280,100	0.048	OTM	26.7%	6.09	106	48%
CVPB2315	16.7%	260	664,600	0.179	OTM	33.5%	4.42	259	45%
CVPB2316	0.0%	10	215,600	0.002	OTM	20.5%	0.32	11	80%
CVPB2317	8.3%	110	313,800	0.04	OTM	25.2%	7.03	71	49%
CVPB2318	13.3%	310	353,800	0.116	OTM	32.2%	4.24	165	52%
CVPB2319	8.3%	1230	105,600	0.136	OTM	41.3%	2.57	256	62%
CVPB2321	7.0%	460	143,200	0.064	ITM	14.1%	3.62	118	68%
CVPB2322	-2.0%	480	98,000	0.048	OTM	17.8%	4.59	151	50%
CVRE2303	5.9%	180	319,700	0.055	OTM	13.3%	8.00	29	55%
CVRE2308	0.0%	360	-	0	OTM	46.9%	0.34	62	116%
CVRE2312	0.0%	10	326,800	0.003	OTM	22.1%	0.23	11	74%
CVRE2313	3.8%	260	2,300	0	OTM	35.4%	2.77	102	63%
CVRE2315	15.0%	220	1,104,500	0.223	OTM	40.8%	2.51	167	63%
CVRE2317	100.0%	10	392,500	0.003	OTM	33.2%	0.00	11	107%
CVRE2318	6.7%	180	30,400	0.004	OTM	40.7%	1.36	71	73%
CVRE2319	-9.1%	200	274,000	0.054	OTM	44.5%	3.87	165	51%
CVRE2320	10.9%	1000	152,700	0.149	OTM	52.3%	2.29	256	60%
CVRE2322	8.5%	850	6,900	0.006	OTM	17.7%	3.81	88	70%
CVRE2323	6.7%	300	10,600	0.003	OTM	14.0%	7.32	50	51%

CACB2304	0.0%	1910	-	0	ITM	7.2%		153	50%
CACB2305	9.2%	810	445,700	0.351	ITM	7.7%		167	43%
CACB2306	8.2%	1810	535,300	0.951	ITM	2.4%		88	42%
CACB2307	7.1%	590	98,800	0.058	ITM	6.5%		118	39%
CACB2401	8.4%	1360	42,400	0.049	ITM	3.4%		55	39%
CFPT2309	21.1%	5430	86,600	0.409	ITM	-0.2%	2.87	11	0%
CFPT2310	25.5%	5380	244,900	1.138	ITM	3.1%	2.88	102	71%
CFPT2313	41.8%	2650	2,180,800	4.919	ITM	2.7%	4.33	106	41%
CFPT2314	28.8%	3320	808,600	2.38	ITM	8.1%	3.21	259	46%
CFPT2316	24.0%	4160	762,700	2.818	ITM	0.3%	2.96	88	0%

源自: Fiiipro, YSVN

Premium = (行使價格 + 認股權證價格 x 轉換率) - 標的證券的目前價格 (盈虧平衡價格與標的證券的目前價格之差)。

槓桿 (Effective gearing) 越高, 按標的證券的波動率就越大。

為了限制風險, 投資者應選擇具有現金狀態 (ITM), Premium 或隱含波動率偏低的認股權證。此外, 投資者也應優先對具有偏長 (兩週以上) 的剩餘交易盤數 (直至到期日) 的權證進行交易, 以限制風險。

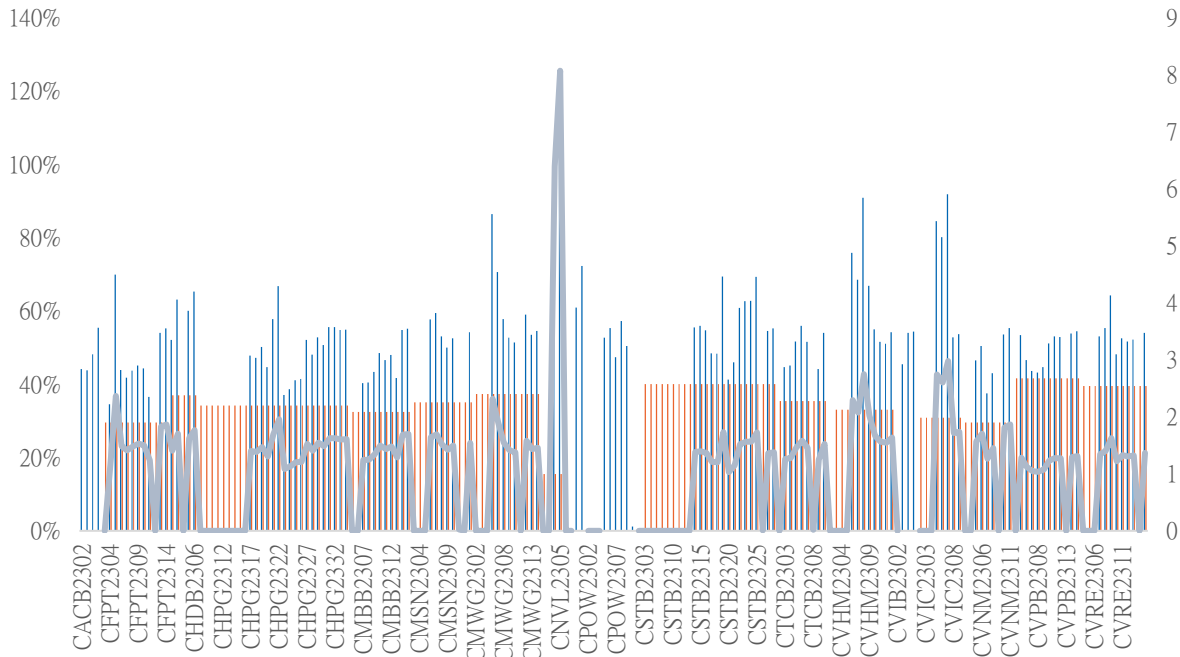
### 標的股票的技術建議綜合表

代碼	建議價格	目前價格	短期趨勢	中期趨勢	短期目標	與目前價格相比的短期上漲空間	短期停損	Reward/Risk
CTD		65.10	下跌	下跌			66.75	-
DPM		31.25	下跌	下跌			33.44	-
FPT	120.10	123.20	上漲	上漲	134.58	9%	118.45	8.79
HDB		22.50	下跌	上漲		-100%	23.39	-
HPG		28.55	下跌	下跌			29.03	-
MBB		22.25	下跌	下跌			23.77	-
MSN		68.10	下跌	下跌			70.31	-
MWG	52.30	53.80	上漲	上漲	59.43	10%	49.03	2.18
NVL		15.20	下跌	下跌			16.00	-
PNJ		94.20	下跌	上漲			97.29	-
REE		60.00	下跌	上漲			61.22	-
STB		28.45	下跌	下跌			28.73	-
TCB	47.00	46.15	上漲	上漲	50.89	10%	43.91	1.26
VHM		40.70	下跌	下跌			42.68	-
VIC		42.00	下跌	下跌			44.12	-
VJC	107.00	103.50	上漲	上漲	116.08	12%	101.66	1.70
VNM		64.70	下跌	下跌			65.81	-
VPB		18.60	下跌	下跌			19.30	-
VRE		22.55	下跌	下跌			23.17	-

源自: YSVN



**認股權證的隱含波動 VS 標的股票過去期間的波動**



源自: YSVN

(\*) 橙色列是標的股票過去期間的波動；藍色列是認股權證的隱含波動。

(\*) 投資者可使用“隱含波動”來比較同一標的股票認股權證。隱含波動率越大，對標的股票的價格變動率期望就越高（換句話說，隱含波動率越大，認股權證就越昂貴）。

**認股權證訊息**

認股權證代碼	發行商	期限	轉換率	發行價格	發行量	行使價格	最後交易日
CACB2304	BSI	12 月	3	1,490	2,000,000	23,000	23/09/2024
CACB2305	SSI	12 月	6	1,000	25,000,000	24,000	07/10/2024
CACB2306	VND	8 月	3	3,300	10,000,000	22,000	18/07/2024
CACB2307	VND	9 月	6	1,300	6,000,000	25,000	19/08/2024
CACB2401	VCI	n.a	2	1,000	n.a	25,000	17/06/2024
CFPT2305	VND	10 月	9.8844	4,000	2,000,000	67,214	15/04/2024
CFPT2309	HCM	9 月	7.9075	2,000	5,000,000	80,064	03/05/2024
CFPT2310	HCM	12 月	7.9075	2,000	5,000,000	84,512	02/08/2024
CFPT2313	SSI	10 月	10	2,200	12,000,000	100,000	07/08/2024
CFPT2314	SSI	16 月	10	2,600	11,000,000	100,000	07/01/2025
CFPT2315	MBS	6 月	8	3,200	2,000,000	80,000	22/04/2024
CFPT2316	VND	8 月	10	3,300	10,000,000	82,000	18/07/2024
CFPT2317	VND	12 月	15	2,500	5,000,000	101,000	19/11/2024
CFPT2318	CK VPBank	n.a	8	2,800	n.a	99,000	11/07/2024
CHDB2306	KISVN	12 月	3.4815	1,200	2,000,000	19,341	24/06/2024
CHPG2309	ACBS	12 月	3	1,200	18,000,000	24,000	22/05/2024
CHPG2315	KISVN	12 月	4	1,400	3,000,000	27,777	21/06/2024
CHPG2316	KISVN	16 月	4	1,500	3,000,000	28,888	20/09/2024
CHPG2319	KISVN	12 月	4	1,400	3,000,000	30,111	24/06/2024
CHPG2321	VND	10 月	3	3,400	10,000,000	24,500	15/04/2024
CHPG2322	VND	13 月	2	2,900	8,000,000	30,000	15/07/2024
CHPG2326	SSI	9 月	4	1,300	30,000,000	27,500	03/05/2024

CHPG2328	HCM	9 月	2	2,400	10,000,000	28,500	03/05/2024
CHPG2329	HCM	12 月	2	2,800	10,000,000	29,000	02/08/2024
CHPG2331	SSI	12 月	6	1,000	23,000,000	28,000	07/10/2024
CHPG2332	SSI	14 月	6	1,100	21,000,000	28,500	08/11/2024
CHPG2333	SSI	14 月	6	1,100	21,000,000	29,000	06/12/2024
CHPG2334	SSI	16 月	8	1,000	25,000,000	29,500	07/01/2025
CHPG2336	KISVN	7 月	4	1,100	8,000,000	28,111	02/05/2024
CHPG2337	KISVN	9 月	4	1,300	4,000,000	29,666	03/07/2024
CHPG2338	KISVN	12 月	4	1,600	4,000,000	29,999	03/10/2024
CHPG2339	KISVN	15 月	2	4,100	3,000,000	30,222	02/01/2025
CHPG2340	MBS	6 月	3	1,800	3,000,000	25,000	22/04/2024
CHPG2341	VND	8 月	2	3,000	10,000,000	30,000	18/07/2024
CHPG2342	VND	12 月	10	1,300	8,000,000	24,000	19/11/2024
CHPG2343	CK VPBank	n.a	3	2,300	n.a	28,000	12/06/2024
CHPG2401	VCI	n.a	3	1,150	n.a	31,000	17/06/2024
CMBB2306	ACBS	12 月	1.6965	1,800	15,000,000	16,965	22/05/2024
CMBB2309	SSI	9 月	4	1,000	35,000,000	19,000	03/05/2024
CMBB2311	HCM	9 月	2	1,700	7,000,000	19,000	03/05/2024
CMBB2312	HCM	12 月	2	1,900	7,000,000	19,500	02/08/2024
CMBB2314	SSI	10 月	4	1,100	23,000,000	20,000	07/08/2024
CMBB2315	SSI	16 月	4	1,300	20,000,000	20,000	07/01/2025
CMBB2316	KISVN	7 月	10	1,000	1,700,000	17,999	02/05/2024
CMBB2317	VND	9 月	5	1,300	10,000,000	20,000	19/08/2024
CMBB2318	VND	10 月	4	2,500	5,000,000	18,000	19/09/2024
CMBB2401	VCI	n.a	2	1,060	n.a	20,000	17/06/2024
CMSN2302	ACBS	12 月	6	3,300	3,000,000	66,000	22/05/2024
CMSN2307	KISVN	12 月	10	1,400	2,000,000	82,999	24/06/2024
CMSN2311	HCM	12 月	8	2,400	5,000,000	88,500	02/08/2024
CMSN2313	SSI	12 月	10	1,900	10,000,000	80,000	07/10/2024
CMSN2315	KISVN	7 月	10	1,200	3,000,000	81,999	02/05/2024
CMSN2316	KISVN	12 月	10	2,000	3,000,000	83,979	03/10/2024
CMSN2317	KISVN	15 月	8	2,900	2,000,000	86,868	02/01/2025
CMWG2305	ACBS	12 月	3.962	2,000	9,000,000	35,658	22/05/2024
CMWG2309	HCM	9 月	5	2,000	5,000,000	54,000	03/05/2024
CMWG2310	HCM	12 月	5	2,400	5,000,000	54,500	02/08/2024
CMWG2312	BSI	7 月	3	3,160	3,500,000	56,000	23/04/2024
CMWG2313	SSI	10 月	6	2,000	12,000,000	50,000	07/08/2024
CMWG2314	SSI	16 月	10	1,400	20,000,000	52,000	07/01/2025
CMWG2315	KISVN	7 月	20	1,000	1,300,000	48,888	02/05/2024
CMWG2316	ACBS	11 月	6	1,400	10,000,000	48,000	21/08/2024
CMWG2317	MBS	6 月	6	1,300	2,000,000	50,000	22/04/2024
CMWG2318	VND	8 月	6	3,000	5,000,000	42,000	18/07/2024
CNVL2305	KISVN	12 月	4	1,300	3,000,000	16,999	24/06/2024
CPDR2305	KISVN	12 月	4	1,300	3,000,000	20,222	24/06/2024
CPOW2306	KISVN	12 月	2	1,400	2,000,000	15,999	24/06/2024
CPOW2308	VND	10 月	5	1,300	10,000,000	12,000	15/04/2024
CPOW2309	VND	11 月	2	2,000	5,000,000	14,500	15/05/2024
CPOW2313	KISVN	9 月	2	1,300	3,000,000	12,888	03/07/2024
CPOW2314	KISVN	12 月	2	1,600	3,000,000	13,111	03/10/2024
CPOW2315	KISVN	15 月	2	1,800	3,000,000	13,456	02/01/2025
CSHB2302	KISVN	7 月	2	1,000	8,000,000	11,999	02/05/2024
CSHB2303	KISVN	9 月	2	1,100	8,000,000	12,345	02/07/2024
CSHB2304	KISVN	9 月	5	1,000	3,000,000	11,666	03/07/2024
CSHB2305	KISVN	12 月	5	1,000	3,000,000	12,555	03/10/2024
CSHB2306	KISVN	15 月	2	2,000	2,000,000	12,777	02/01/2025
CSTB2306	ACBS	12 月	2	2,600	19,000,000	30,000	22/05/2024

CSTB2312	KISVN	12月	5	1,400	3,000,000	33,333	21/06/2024
CSTB2313	KISVN	16月	5	1,500	3,000,000	35,555	20/09/2024
CSTB2316	KISVN	12月	5	1,300	3,000,000	36,333	24/06/2024
CSTB2318	VND	11月	4	2,000	6,000,000	32,000	15/05/2024
CSTB2319	VND	10月	9	1,400	10,000,000	27,000	15/04/2024
CSTB2322	SSI	9月	4	1,400	70,000,000	30,000	03/05/2024
CSTB2324	HCM	9月	4	1,200	10,000,000	31,000	03/05/2024
CSTB2325	HCM	12月	4	1,400	10,000,000	31,500	02/08/2024
CSTB2326	BSI	7月	2	2,920	3,500,000	33,000	23/04/2024
CSTB2327	SSI	10月	6	1,200	23,000,000	32,000	07/08/2024
CSTB2328	SSI	16月	8	1,100	25,000,000	33,000	07/01/2025
CSTB2330	KISVN	7月	4	1,100	8,000,000	33,999	02/05/2024
CSTB2331	KISVN	9月	5	1,100	4,000,000	34,999	03/07/2024
CSTB2333	KISVN	15月	2	4,600	3,000,000	36,111	02/01/2025
CSTB2334	ACBS	11月	3	2,700	8,000,000	27,000	21/08/2024
CSTB2335	MBS	6月	3	2,200	3,000,000	31,000	22/04/2024
CSTB2336	VND	6月	5	2,000	5,000,000	31,000	17/05/2024
CSTB2337	VND	12月	7	2,000	10,000,000	27,000	19/11/2024
CSTB2338	CK VPBank	n.a	3	2,100	n.a	29,000	12/06/2024
CSTB2401	VCI	n.a	3	1,150	n.a	31,000	17/06/2024
CTCB2302	ACBS	12月	3	3,100	9,900,000	27,000	22/05/2024
CTCB2306	HCM	9月	4	1,900	7,000,000	32,000	03/05/2024
CTCB2307	HCM	12月	4	2,000	7,000,000	34,000	02/08/2024
CTCB2309	BSI	12月	3	2,310	2,000,000	35,000	23/09/2024
CTCB2310	SSI	12月	8	1,000	23,000,000	35,000	07/10/2024
CTCB2311	MBS	6月	3	2,300	3,000,000	32,000	22/04/2024
CTCB2312	CK VPBank	n.a	3	2,500	n.a	32,600	11/07/2024
CTCB2401	VCI	n.a	2	1,800	n.a	34,000	17/06/2024
CTPB2304	KISVN	7月	4	1,000	2,500,000	18,888	02/05/2024
CTPB2305	KISVN	9月	4	1,100	3,000,000	19,333	03/07/2024
CTPB2306	KISVN	12月	2	2,500	2,000,000	19,888	03/10/2024
CTPB2401	VCI	n.a	2	1,000	n.a	18,500	17/06/2024
CVHM2302	ACBS	12月	4	3,800	8,000,000	50,000	22/05/2024
CVHM2307	KISVN	12月	8	1,300	2,000,000	62,666	24/06/2024
CVHM2311	HCM	12月	5	2,800	7,000,000	60,500	02/08/2024
CVHM2312	HCM	9月	5	2,800	7,000,000	56,000	03/05/2024
CVHM2313	SSI	12月	10	1,100	16,000,000	50,000	07/10/2024
CVHM2315	KISVN	7月	8	1,100	3,000,000	50,888	02/05/2024
CVHM2316	KISVN	9月	8	1,300	3,000,000	51,234	03/07/2024
CVHM2317	KISVN	12月	8	1,500	3,000,000	52,345	03/10/2024
CVHM2318	KISVN	15月	5	2,800	3,000,000	53,456	02/01/2025
CVHM2319	MBS	6月	5	1,600	2,000,000	52,000	22/04/2024
CVHM2401	VCI	n.a	4	1,100	n.a	43,000	17/06/2024
CVIB2302	ACBS	12月	1.6185	2,000	9,000,000	18,613	22/05/2024
CVIB2304	SSI	10月	3.8879	1,100	20,000,000	19,439	07/08/2024
CVIB2305	SSI	16月	5.8318	1,000	25,000,000	21,383	07/01/2025
CVIB2306	ACBS	11月	1.9439	2,400	7,000,000	16,523	21/08/2024
CVIB2307	VND	9月	4	2,000	5,000,000	21,000	19/08/2024
CVIB2401	VCI	n.a	1.9439	1,150	n.a	20,411	17/06/2024
CVIC2306	KISVN	12月	8	1,300	2,000,000	62,222	24/06/2024
CVIC2308	SSI	10月	10	1,100	16,000,000	50,000	07/08/2024
CVIC2309	SSI	12月	10	1,100	15,000,000	52,000	07/10/2024
CVIC2312	KISVN	9月	10	1,100	4,000,000	52,345	03/07/2024
CVIC2313	KISVN	12月	10	1,300	4,000,000	53,456	04/10/2024
CVIC2314	KISVN	15月	5	2,900	3,000,000	54,567	02/01/2025
CVNM2306	KISVN	12月	9.4907	1,300	2,000,000	71,707	24/06/2024



CVNM2308	HCM	9 月	7.8398	1,800	5,000,000	67,619	03/05/2024
CVNM2310	SSI	10 月	9.7998	1,700	14,000,000	78,398	07/08/2024
CVNM2311	SSI	16 月	9.7998	2,200	12,000,000	78,398	07/01/2025
CVNM2313	KISVN	7 月	9.7998	1,100	3,000,000	82,298	02/05/2024
CVNM2314	KISVN	12 月	7.8398	1,600	3,000,000	85,148	03/10/2024
CVNM2315	KISVN	15 月	39199	4,400	3,000,000	87,108	02/01/2025
CVNM2316	MBS	6 月	9.7998	1,700	3,000,000	63,698	22/04/2024
CVPB2305	VND	10 月	2.8595	2,900	10,000,000	17,157	15/04/2024
CVPB2309	SSI	9 月	3.8126	1,100	35,000,000	21,446	03/05/2024
CVPB2311	HCM	9 月	1.9063	2,500	7,000,000	19,540	03/05/2024
CVPB2312	HCM	12 月	1.9063	2,700	7,000,000	20,016	02/08/2024
CVPB2314	SSI	10 月	3.8126	1,100	20,000,000	22,876	07/08/2024
CVPB2315	SSI	16 月	5.719	1,000	25,000,000	23,352	07/01/2025
CVPB2316	KISVN	7 月	4.7658	1,000	3,000,000	22,357	02/05/2024
CVPB2317	KISVN	9 月	3.8126	1,100	2,000,000	22,875	03/07/2024
CVPB2318	KISVN	12 月	3.8126	1,300	2,000,000	23,416	03/10/2024
CVPB2319	KISVN	15 月	1.9063	3,100	2,000,000	23,946	02/01/2025
CVPB2320	MBS	6 月	2.8595	1,500	3,000,000	20,970	22/04/2024
CVPB2321	VND	9 月	7	1,200	10,000,000	18,000	19/08/2024
CVPB2322	VND	10 月	4	2,000	5,000,000	20,000	19/09/2024
CVRE2303	ACBS	12 月	3	2,500	3,900,000	25,000	22/05/2024
CVRE2308	KISVN	12 月	5	1,300	2,000,000	31,333	24/06/2024
CVRE2312	HCM	9 月	4	1,600	5,000,000	27,500	03/05/2024
CVRE2313	HCM	12 月	4	1,600	5,000,000	29,500	02/08/2024
CVRE2315	SSI	12 月	8	1,000	25,000,000	30,000	07/10/2024
CVRE2317	KISVN	7 月	4	1,100	3,000,000	29,999	02/05/2024
CVRE2318	KISVN	9 月	4	1,300	3,000,000	30,999	03/07/2024
CVRE2319	KISVN	12 月	4	1,600	3,000,000	31,777	03/10/2024
CVRE2320	KISVN	15 月	2	3,500	3,000,000	32,333	02/01/2025
CVRE2321	MBS	6 月	4	1,200	2,000,000	29,000	22/04/2024
CVRE2322	VND	8 月	3	3,000	5,000,000	24,000	18/07/2024
CACB2304	BSI	12 月	3	1,490	2,000,000	23,000	23/09/2024
CACB2305	SSI	12 月	6	1,000	25,000,000	24,000	07/10/2024
CACB2306	VND	8 月	3	3,300	10,000,000	22,000	18/07/2024
CACB2307	VND	9 月	6	1,300	6,000,000	25,000	19/08/2024
CACB2401	VCI	n.a	2	1,000	n.a	25,000	17/06/2024
CFPT2305	VND	10 月	9.8844	4,000	2,000,000	67,214	15/04/2024
CFPT2309	HCM	9 月	7.9075	2,000	5,000,000	80,064	03/05/2024
CFPT2310	HCM	12 月	7.9075	2,000	5,000,000	84,512	02/08/2024
CFPT2313	SSI	10 月	10	2,200	12,000,000	100,000	07/08/2024
CFPT2314	SSI	16 月	10	2,600	11,000,000	100,000	07/01/2025
CFPT2315	MBS	6 月	8	3,200	2,000,000	80,000	22/04/2024
CFPT2316	VND	8 月	10	3,300	10,000,000	82,000	18/07/2024
CFPT2317	VND	12 月	15	2,500	5,000,000	101,000	19/11/2024
CFPT2318	CK VPBank	n.a	8	2,800	n.a	99,000	11/07/2024
CHDB2306	KISVN	12 月	3.4815	1,200	2,000,000	19,341	24/06/2024
CHPG2309	ACBS	12 月	3	1,200	18,000,000	24,000	22/05/2024
CHPG2315	KISVN	12 月	4	1,400	3,000,000	27,777	21/06/2024
CHPG2316	KISVN	16 月	4	1,500	3,000,000	28,888	20/09/2024
CHPG2319	KISVN	12 月	4	1,400	3,000,000	30,111	24/06/2024
CHPG2321	VND	10 月	3	3,400	10,000,000	24,500	15/04/2024
CHPG2322	VND	13 月	2	2,900	8,000,000	30,000	15/07/2024
CHPG2326	SSI	9 月	4	1,300	30,000,000	27,500	03/05/2024
CHPG2328	HCM	9 月	2	2,400	10,000,000	28,500	03/05/2024
CHPG2329	HCM	12 月	2	2,800	10,000,000	29,000	02/08/2024
CHPG2331	SSI	12 月	6	1,000	23,000,000	28,000	07/10/2024

CHPG2332	SSI	14 月	6	1,100	21,000,000	28,500	08/11/2024
CHPG2333	SSI	14 月	6	1,100	21,000,000	29,000	06/12/2024
CHPG2334	SSI	16 月	8	1,000	25,000,000	29,500	07/01/2025
CHPG2336	KISVN	7 月	4	1,100	8,000,000	28,111	02/05/2024
CHPG2337	KISVN	9 月	4	1,300	4,000,000	29,666	03/07/2024
CHPG2338	KISVN	12 月	4	1,600	4,000,000	29,999	03/10/2024
CHPG2339	KISVN	15 月	2	4,100	3,000,000	30,222	02/01/2025
CHPG2340	MBS	6 月	3	1,800	3,000,000	25,000	22/04/2024
CHPG2341	VND	8 月	2	3,000	10,000,000	30,000	18/07/2024
CHPG2342	VND	12 月	10	1,300	8,000,000	24,000	19/11/2024
CHPG2343	CK VPBank	n.a	3	2,300	n.a	28,000	12/06/2024

源自：FiinPro, YSVN

## 元大證券（越南）公司

### 個人客戶分析部

**Nguyễn Thế Minh**  
研究分析經理  
+84 28 3622 6868 ext 3826  
minh.nguyen@yuanta.com.vn

**Lý Thị Hiên**  
研究分析主管  
+84 28 3622 6868 ext 3908  
hien.ly@yuanta.com.vn

**Quách Đức Khánh**  
研究分析副主管  
+84 28 3622 6868 ext 3833  
khanh.quach@yuanta.com.vn

**Khổng Hữu Hiệp**  
高級分析專員  
+84 28 3622 6868 ext 3912  
hiep.khong@yuanta.com.vn

**Nguyễn Trịnh Ngọc Hồng**  
高級分析專員  
+84 28 3622 6868 ext 3832  
hong.nguyen@yuanta.com.vn

**Phạm Tấn Phát**  
高級分析專員  
+84 28 3622 6868 ext 3880  
phat.pham@yuanta.com.vn

### 個人客戶業務部

**Phạm Đắc Thành**  
北部分行經理  
+84 28 3622 6868 ext 3416  
thanh.pham@yuanta.com.vn

**Võ Thị Thu Thủy**  
平陽分行經理  
+84 28 3622 6868 ext 3505  
thuy.vo@yuanta.com.vn

**Lương Kỹ Ty**  
堤岸分行經理  
+84 28 3622 6868 ext 3653  
ty.luong@yuanta.com.vn

**Bùi Quốc Phong**  
同奈分行經理  
+84 28 3622 6868 ext 3701  
phong.bui@yuanta.com.vn

**Võ Đình Tuấn**  
峴港分行經理  
+84 28 3622 6868 ext 3301  
tuan.vo@yuanta.com.vn

**Nguyễn Việt Quang**  
河內分行經理  
+84 28 3622 6868 ext 3404  
quang.nguyen@yuanta.com.vn

**Đinh Thị Thu Cúc**  
頭頓分行經理  
+84 28 3622 6868 ext 3203  
cuc.dinh@yuanta.com.vn

## Appendix A: Important Disclosures

### Analyst Certification

Each research analyst primarily responsible for the content of this research report, in whole or in part, certifies that with respect to each security or issuer that the analyst covered in this report: (1) all of the views expressed accurately reflect his or her personal views about those securities or issuers; and (2) no part of his or her compensation was, is, or will be, directly or indirectly, related to the specific recommendations or views expressed by that research analyst in the research report.

### Ratings Definitions

**BUY:** We have a positive outlook on the stock based on our expected absolute or relative return over the investment period. Our thesis is based on our analysis of the company's outlook, financial performance, catalysts, valuation and risk profile. We recommend investors add to their position.

**HOLD-Outperform:** In our view, the stock's fundamentals are relatively more attractive than peers at the current price. Our thesis is based on our analysis of the company's outlook, financial performance, catalysts, valuation and risk profile.

**HOLD-Underperform:** In our view, the stock's fundamentals are relatively less attractive than peers at the current price. Our thesis is based on our analysis of the company's outlook, financial performance, catalysts, valuation and risk profile.

**SELL:** We have a negative outlook on the stock based on our expected absolute or relative return over the investment period. Our thesis is based on our analysis of the company's outlook, financial performance, catalysts, valuation and risk profile. We recommend investors reduce their position.

**Under Review:** We actively follow the company, although our estimates, rating and target price are under review.

**Restricted:** The rating and target price have been suspended temporarily to comply with applicable regulations and/or Yuanta policies.

Note: Yuanta research coverage with a Target Price is based on an investment period of 12 months. Greater China Discovery Series coverage does not have a formal 12-month Target Price and the recommendation is based on an investment period specified by the analyst in the report.

### Global Disclaimer

© 2020 Yuanta. All rights reserved. The information in this report has been compiled from sources we believe to be reliable, but we do not hold ourselves responsible for its completeness or accuracy. It is not an offer to sell or solicitation of an offer to buy any securities. All opinions and estimates included in this report constitute our judgment as of this date and are subject to change without notice.

This report provides general information only. Neither the information nor any opinion expressed herein constitutes an offer or invitation to make an offer to buy or sell securities or other investments. This material is prepared for general circulation to clients and is not intended to provide tailored investment advice and does not take into account the individual financial situation and objectives of any specific person who may receive this report. Investors should seek financial advice regarding the appropriateness of investing in any securities, investments or investment strategies discussed or recommended in this report. The information contained in this report has been compiled from sources believed to be reliable but no representation or warranty, express or implied, is made as to its accuracy, completeness or correctness. This report is not (and should not be construed as) a solicitation to act as securities broker or dealer in any jurisdiction by any person or company that is not legally permitted to carry on such business in that jurisdiction.

Yuanta research is distributed in the United States only to Major U.S. Institutional Investors (as defined in Rule 15a-6 under the Securities Exchange Act of 1934, as amended and SEC staff interpretations thereof). All transactions by a US person in the securities mentioned in this report must be effected through a registered broker-dealer under Section 15 of the Securities Exchange Act of 1934, as amended. Yuanta research is distributed in Taiwan by Yuanta Securities Investment Consulting. Yuanta research is distributed in Hong Kong by Yuanta Securities (Hong Kong) Co. Limited, which is licensed in Hong Kong by the Securities and Futures Commission for regulated activities, including Type 4 regulated activity (advising on securities). In Hong Kong, this research report may not be redistributed, retransmitted or disclosed, in whole or in part or any form or manner, without the express written consent of Yuanta Securities (Hong Kong) Co. Limited.