

當日市場：市場在寬幅內被拋售

2024/04/04

市場走勢

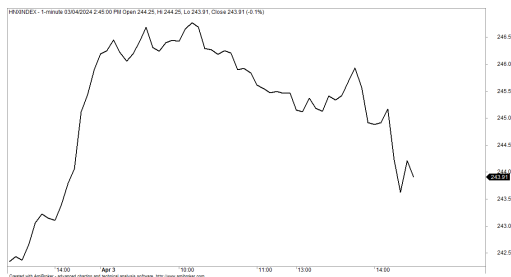
市場指數	VNI	HNI	UPCOM
收盤	1,271.47	243.96	91.15
%日	-1.21%	-0.79%	-0.28%
%週	0.38%	1.60%	0.22%
%月	2.29%	4.01%	0.26%
%年	20.89%	18.51%	19.07%
成交值(Bil.VND)			
當日	27,395	2,855	945
日均量/週	24,742	2,093	685
日均量/月	26,725	2,364	705
外資進出			
買進	1,799.63	102.61	17.87
賣出	3,029.66	105.29	54.50
買賣超	-1,230.04	-2.68	-36.63
市場漲跌家數			
上漲	115	63	202
下跌	244	117	152
持平	60	145	549
市場指標			
P/E	14.81	20.07	20.57
總市值 (兆盾)	5,160	327	1,239
股息殖利率	0.00%	0.00%	0.00%

資料源: Bloomberg - YSVN

VNINDEX



HNIINDEX



市場走勢

大型股被強勁拋售，市場持續調整，美國股市也跌入短期調整階段。VN-Index 收盤下跌 1.21%，並下跌至 1,271.47 點，HNX-Index 下跌 0.79%，Upcom-Index 下跌 0.27%。3 大市場的交易額均達到 31 兆 1,950 億越南盾。

由於銀行和房地產股的拋售壓力，VN30-Index 繼續大幅下跌，跌幅為 1.4%。CTG、HDB、SSI、MWG、VIB 收跌 2%，而 GVR (-2.84%) 也反轉再次下跌。指數的寬度相當收窄，其中有 30 檔下跌股。

化肥股最為活躍，如 DCM (2.16%)、DPM (1.96%)、LAS (9.18%) 逆市上漲，漲幅較好。現金流也參與一些投機股，如 DXV、BKG、AGM 漲停。

外資在連續第 17 個交易日在 3 大市場賣超 1 兆 2,670 億越南盾，主要集中在 VHM (1,770 億)、VNM (1,580 億) 和 SSI (1,330 億) 被拋售最多的股票。相反，DPM (750 億)、NLG (550 億)、DCM (510 億) 在買超方面領先。

市場短期觀點

我們認為，市場在下一個交易日可能會繼續下跌，VN-Index 可能會重新測試 1,255 - 1,260 點的短期支撐位。同時，短期風險有上漲的跡象，因此調整壓力在未來的幾個交易日可能會繼續加大，尤其是匯率持續增加，因此我們評估外國投資者數量在未來的幾個交易日可能會繼續加大。

大盤的短期走勢仍維持上漲。因此，我們建議短期投資者在此期間限制新買，尤其是投資者應重組投資組合，並將槓桿降低至較低水平，但投資者無需完全拋售。

請在 <https://ysradar.yuanta.com.vn/> 查看有關股票的信號。



We Create Fortune

技術分析圖



指數技術分析圖 VN-Index



指數技術分析圖 HNX-Index

指數	短期趨勢	中期趨勢	阻力區 1	阻力區 2	支撐區 1	支撐區 2
VN-Index	上漲	上漲	1300	1330	870	800
HNX-Index	上漲	上漲	260	306	189	160
VN30	上漲	上漲	1300	1336	980	960
VNMidcaps	上漲	上漲	1280	1250	963	900
VNSmallcaps	上漲	上漲	1250	1250	804	750

We Create Fortune

胡志明市交易所 (HSX)

	收盤	漲跌%
VNI	1271.47	-1.21%
VN30	1274.27	-1.40%
VN Mid	1930.05	-1.28%
VN Small	1520.69	-0.76%

河內交易所 (HSX)

	收盤	漲跌%
HNI	243.96	-0.79%
HN30	544.26	-1.15%
VNX AllSh	1295.51	-1.32%

UPCOM 市場 (UPCoM)

	收盤	漲跌%
UPCoM	91.15	-0.28%

外資交易	成交值 (BiL.VND)
買進	1799.62515
賣出	3029.66072
買超/賣超	-1230.03557

外資交易	成交值 (BiL.VND)
買進	102.61
賣出	105.29
買超/賣超	-2.68

外資交易	成交值 (BiL.VND)
買進	17.87
賣出	54.50
買超/賣超	-36.63

上漲排名/ 股碼	漲跌(VND)	漲跌%
CMG	2800	6.97%
BKG	300	6.88%
AGM	400	6.87%
BFC	1900	6.15%
MSH	2400	5.52%

上漲排名/ 股碼	漲跌(VND)	漲跌%
BVS	3300	9.88%
MAC	1300	9.56%
LAS	1900	9.18%
CTP	300	8.33%
PVG	500	5.56%

上漲排名/ 股碼	漲跌(VND)	漲跌%
NXT	3294000	14.93%
VGI	0	13.66%
PTV	9790800	13.65%
PXI	14637240	12.74%
BIG	2447900	9.37%

下跌排名/ 股碼	漲跌(VND)	漲跌%
POM	-350	-6.97%
DIG	-1800	-5.36%
QCG	-550	-4.23%
FCN	-700	-4.19%
DXG	-800	-3.85%

下跌排名/ 股碼	漲跌(VND)	漲跌%
L18	-3300	-7.05%
MCO	-1300	-5.53%
TA9	-600	-3.82%
NRC	-200	-3.77%
VGS	-900	-3.26%

下跌排名/ 股碼	漲跌(VND)	漲跌%
SEA	-3914	-10.30%
VNB	-525	-4.10%
BCA	-544	-2.72%
VNZ	-10668	-2.09%
VLC	-199	-1.20%

*備註：市值>5,000 億盾；成交值>15 億盾

市值排名/ 股碼	BiL.VND
VCB	524,256,760
BID	290,722,231
GAS	187,873,319
VHM	187,673,239
CTG	182,848,219

市值排名/ 股碼	BiL.VND
PVS	20,456,957
IDC	19,337,996
HUT	17,225,481
SHS	16,913,660
THD	13,513,499

市值排名/ 股碼	BiL.VND
ACV	182,450,216
VGI	160,871,510
MCH	97,939,727
BSR	61,675,138
VEA	49,251,972

交易量排名/ 股碼	成交值	30 日均
VIX	42,439,900	37,169,289
STB	30,357,600	25,338,083
GEX	29,258,300	24,955,961
DIG	27,588,400	29,694,027
SSI	25,750,601	27,454,608

交易量排名/ 股碼	成交值	30 日均
CEO	25,672,746	15,217,164
SHS	23,464,149	31,977,505
PVS	11,510,445	8,909,385
MBS	6,216,096	5,074,542
HUT	6,018,219	5,167,225

交易量排 名/股碼	成交值	30 日均
BSR	13,637,359	5,831,497
DDV	3,288,481	2,795,061
C4G	2,632,544	1,364,117
VGI	2,236,613	2,111,639
MQN	2,233,674	6,151

資料源: Bloomberg & Yuanta Research

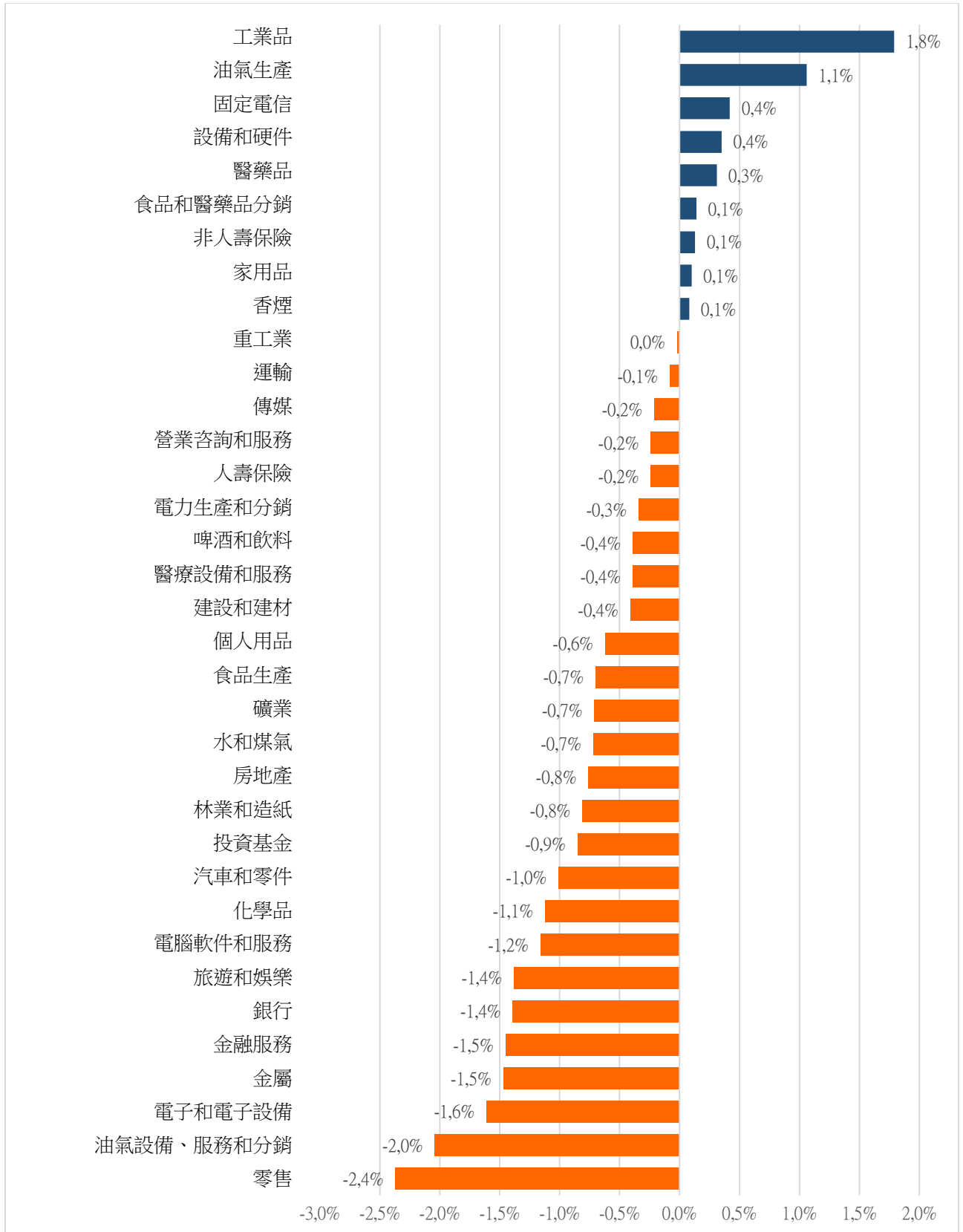
資料源: Bloomberg & Yuanta Research

資料源: Bloomberg & Yuanta Research



We Create Fortune

各行業板塊的交易走勢



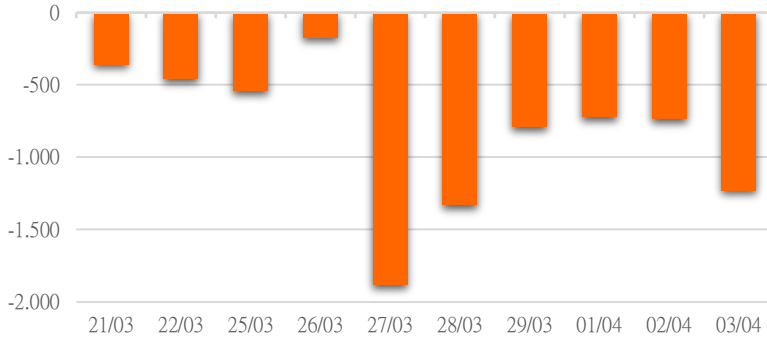
資料源: FiinPro - YSVN



We Create Fortune

外資買進賣統計

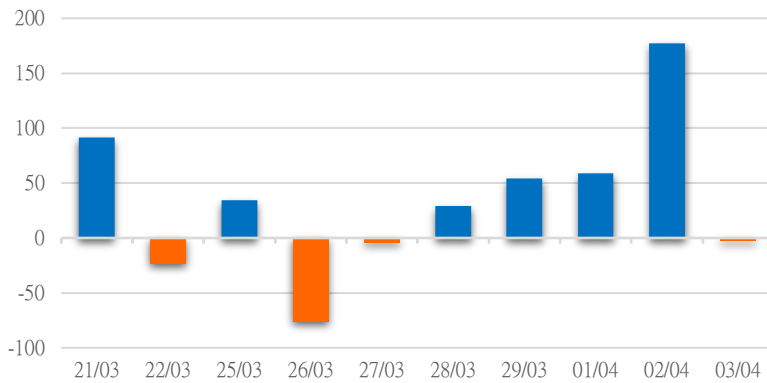
HSX 外資每日買/賣超



證券代碼	買超金額 (Mil.VND)	證券代碼	賣超金額 (Mil.VND)
DPM	74,942	VHM	-177,222
NLG	54,819	VNM	-157,866
DCM	51,542	SSI	-133,007
FUEVFNVD	32,888	KBC	-84,796
DXG	29,204	VCI	-82,911

HSX 外資買/賣超的前 5 名

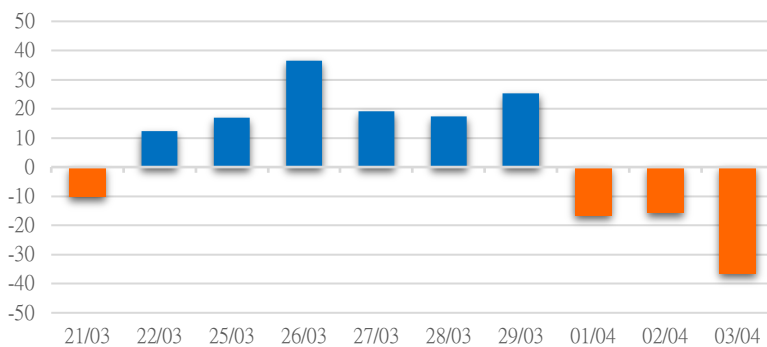
HNX 外資每日買/賣超



證券代碼	買超金額 (Mil.VND)	證券代碼	賣超金額 (Mil.VND)
CEO	15,536	IDC	-17,376
HUT	8,147	MBS	-6,702
PVI	5,204	GKM	-4,483
LAS	4,464	PVS	-4,387
DTD	2,332	BVS	-1,934

HNX 外資買/賣超的前 5 名

UPCOM 外資每日買/賣超



證券代碼	買超金額 (Mil.VND)	證券代碼	賣超金額 (Mil.VND)
ACV	2,253	BSR	-27,219
MCH	1,283	VGI	-5,133
VAV	248	VEA	-3,952
MCM	88	SBS	-1,428
HPD	76	MPC	-1,027

UPCOM 外資買/賣超的前 5 名

源: FiinPro - YSVN



We Create Fortune

自營統計

證券代碼	買超金額 (Mil.VND)	證券代碼	賣超金額 (Mil.VND)
GAS	36,639	MBB	120,007
DXG	6,419	FPT	103,102
HAH	4,398	MSN	86,078
HCM	4,228	STB	79,904
E1VFN30	2,580	VPB	69,688

HSX 自營交易最大前名

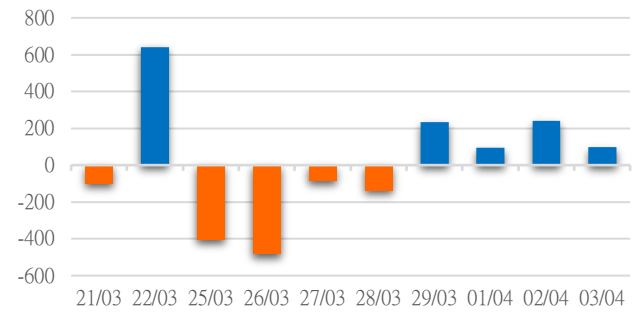
證券代碼	買超金額 (Mil.VND)	證券代碼	賣超金額 (Mil.VND)
MBS	15,467	PVS	19,371
L18	44	VCS	1,317
		CEO	5
		SHS	2

HNX 自營交易最大前名

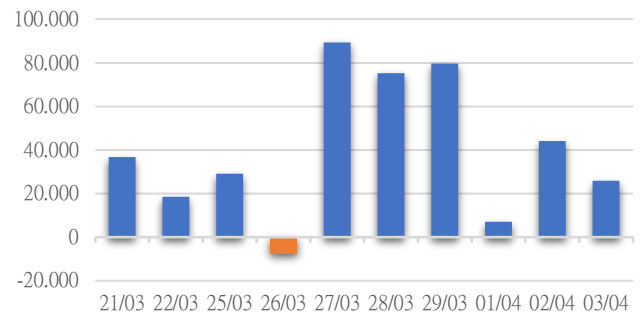
證券代碼	買超金額 (Mil.VND)	證券代碼	賣超金額 (Mil.VND)
VEA	1,297.90	BSR	5,774
QTP	887.96	ACV	3,273

UPCoM 自營交易最大前名

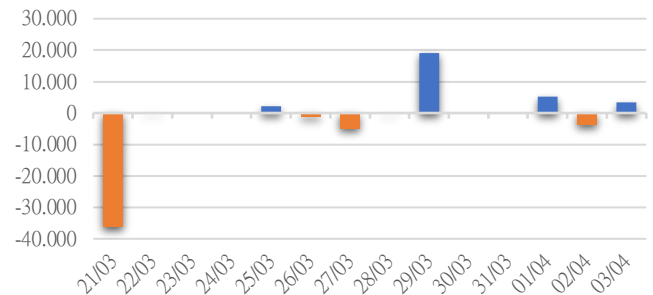
HSX 自營交易每日買/賣超 (BilVND)



HNX 自營交易每日買/賣超 (BilVND)



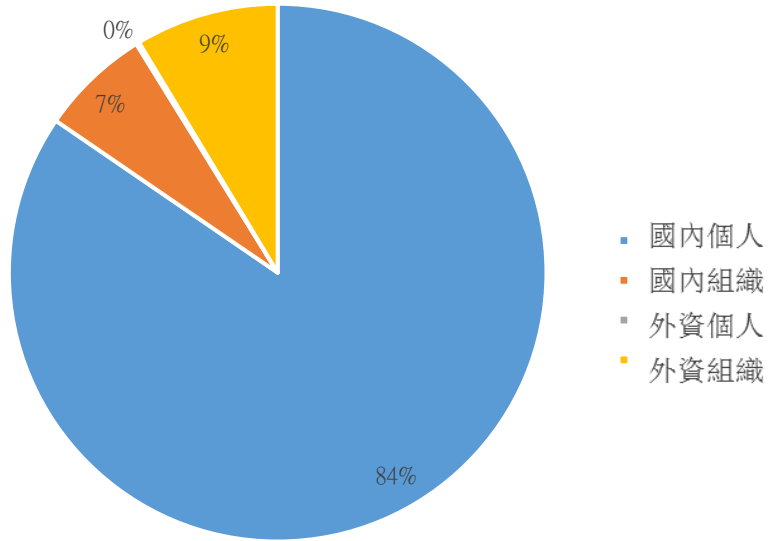
UPCoM 自營交易每日買/賣超 (BilVND)





We Create **Fortune**

越南證券市場投資人類別統計

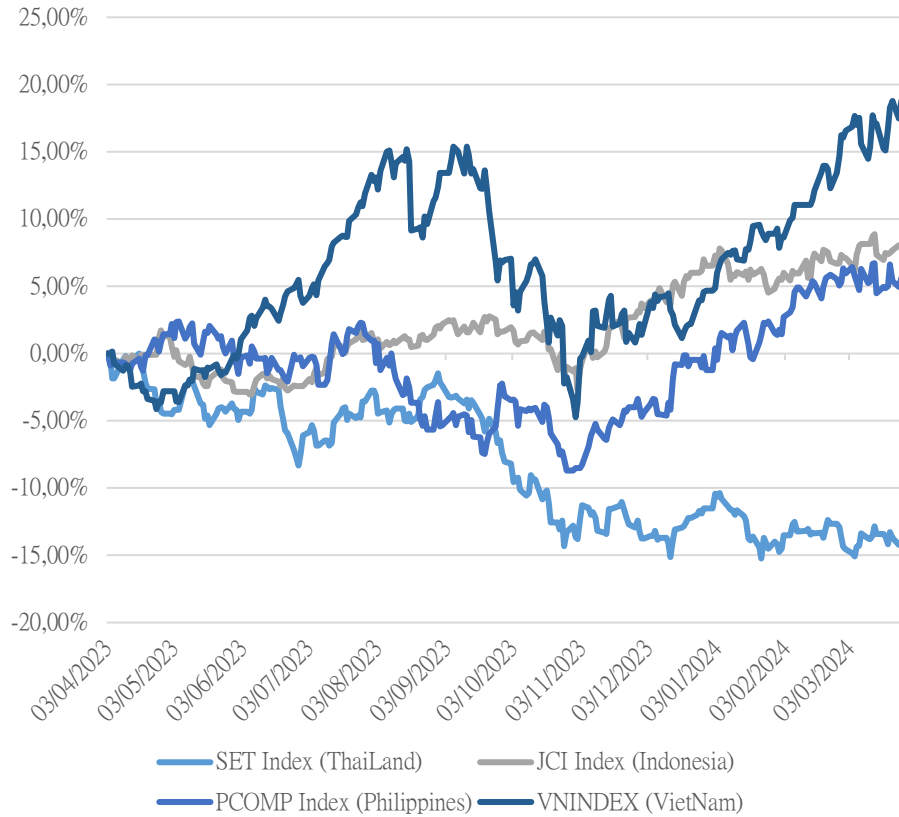


資料源: FiinPro - YSVN



We Create Fortune

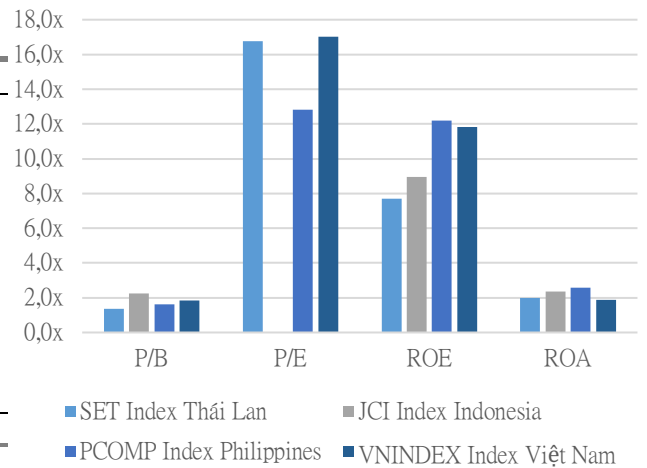
東南亞主要市場走勢比較



東南亞主要市場數據

		Thailand	Indonesia	Philippines	Vietnam
P/B		1.4x	2.2x	1.6x	1.8x
P/E		16.8x		12.8x	17.0x
ROE	%	7.69	8.96	12.21	11.83
ROA	%	1.98	2.36	2.57	1.89
Vốn hóa	Tỷ USD	463.49	734.68	169.16	209.99
GTGD	Triệu USD	0.94	0.71	0.09	1.01
LS cổ tức	%	3.29	3.81	2.57	1.57

源: Bloomberg & YSVN



■ SET Index Thái Lan ■ JCI Index Indonesia
■ PCOMP Index Philippines ■ VNINDEX Index Việt Nam



We Create **Fortune**

元大證券（越南）公司

個人客戶分析部

Nguyễn Th ê Minh
研究分析經理
+84 28 3622 6868 ext 3826
minh.nguyen@yuanta.com.vn

Lý Thị Hi ền
研究分析主管
+84 28 3622 6868 ext 3908
hien.ly@yuanta.com.vn

Quách Đức Khánh
研究分析副主管
+84 28 3622 6868 ext 3833
khanh.quach@yuanta.com.vn

Khổng Hữu Hiệp
高級分析專員
+84 28 3622 6868 ext 3912
hiiep.khong@yuanta.com.vn

Nguyễn Trịnh Ngọc Hồng
高級分析專員
+84 28 3622 6868 ext 3832
hong.nguyen@yuanta.com.vn

Phạm Tấn Phát
高級分析專員
+84 28 3622 6868 ext 3880
phat.pham@yuanta.com.vn

個人客戶業務部

Phạm Đắc Thành
北部營業中心經理
+84 28 3622 6868 ext 3416
thanh.pham@yuanta.com.vn

Võ Thị Thu Thủy
平陽分行經理
+84 28 3622 6868 ext 3505
thuy.vo@yuanta.com.vn

Lương Kỳ Ty
堤岸分行經理
+84 28 3622 6868 ext 3653
ty.luong@yuanta.com.vn

Bùi Quốc Phong
同奈分行經理
+84 28 3622 6868 ext 3701
phong.bui@yuanta.com.vn

Võ Đình Tuấn
峴港分行經理
+84 28 3622 6868 ext 3301
tuan.vo@yuanta.com.vn

Nguyễn Việt Quang
河內分行經理
+84 28 3622 6868 ext 3404
quang.nguyen@yuanta.com.vn

Đinh Thị Thu Cúc
頭頓分行經理
+84 28 3622 6868 ext 3203
cuc.dinh@yuanta.com.vn



We Create Fortune

Appendix A: Important Disclosures

Analyst Certification

Each research analyst primarily responsible for the content of this research report, in whole or in part, certifies that with respect to each security or issuer that the analyst covered in this report: (1) all of the views expressed accurately reflect his or her personal views about those securities or issuers; and (2) no part of his or her compensation was, is, or will be, directly or indirectly, related to the specific recommendations or views expressed by that research analyst in the research report.

Ratings Definitions

BUY: We have a positive outlook on the stock based on our expected absolute or relative return over the investment period. Our thesis is based on our analysis of the company's outlook, financial performance, catalysts, valuation and risk profile. We recommend investors add to their position.

HOLD-Outperform: In our view, the stock's fundamentals are relatively more attractive than peers at the current price. Our thesis is based on our analysis of the company's outlook, financial performance, catalysts, valuation and risk profile.

HOLD-Underperform: In our view, the stock's fundamentals are relatively less attractive than peers at the current price. Our thesis is based on our analysis of the company's outlook, financial performance, catalysts, valuation and risk profile.

SELL: We have a negative outlook on the stock based on our expected absolute or relative return over the investment period. Our thesis is based on our analysis of the company's outlook, financial performance, catalysts, valuation and risk profile. We recommend investors reduce their position.

Under Review: We actively follow the company, although our estimates, rating and target price are under review.

Restricted: The rating and target price have been suspended temporarily to comply with applicable regulations and/or Yuanta policies.

Note: Yuanta research coverage with a Target Price is based on an investment period of 12 months. Greater China Discovery Series coverage does not have a formal 12 month Target Price and the recommendation is based on an investment period specified by the analyst in the report.

Global Disclaimer

© 2018 Yuanta. All rights reserved. The information in this report has been compiled from sources we believe to be reliable, but we do not hold ourselves responsible for its completeness or accuracy. It is not an offer to sell or solicitation of an offer to buy any securities. All opinions and estimates included in this report constitute our judgment as of this date and are subject to change without notice.

This report provides general information only. Neither the information nor any opinion expressed herein constitutes an offer or invitation to make an offer to buy or sell securities or other investments. This material is prepared for general circulation to clients and is not intended to provide tailored investment advice and does not take into account the individual financial situation and objectives of any specific person who may receive this report. Investors should seek financial advice regarding the appropriateness of investing in any securities, investments or investment strategies discussed or recommended in this report. The information contained in this report has been compiled from sources believed to be reliable but no representation or warranty, express or implied, is made as to its accuracy, completeness or correctness. This report is not (and should not be construed as) a solicitation to act as securities broker or dealer in any jurisdiction by any person or company that is not legally permitted to carry on such business in that jurisdiction.

Yuanta research is distributed in the United States only to Major U.S. Institutional Investors (as defined in Rule 15a-6 under the Securities Exchange Act of 1934, as amended and SEC staff interpretations thereof). All transactions by a US person in the securities mentioned in this report must be effected through a registered broker-dealer under Section 15 of the Securities Exchange Act of 1934, as amended. Yuanta research is distributed in Taiwan by Yuanta Securities Investment Consulting. Yuanta research is distributed in Hong Kong by Yuanta Securities (Hong Kong) Co. Limited, which is licensed in Hong Kong by the Securities and Futures Commission for regulated activities, including Type 4 regulated activity (advising on securities). In Hong Kong, this research report may not be redistributed, retransmitted or disclosed, in whole or in part or and any form or manner, without the express written