

當日市場：中型股被強勁拋售

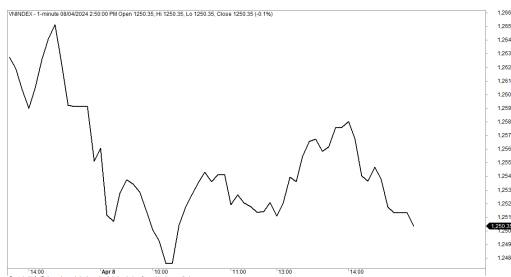
2024/04/09

市場走勢

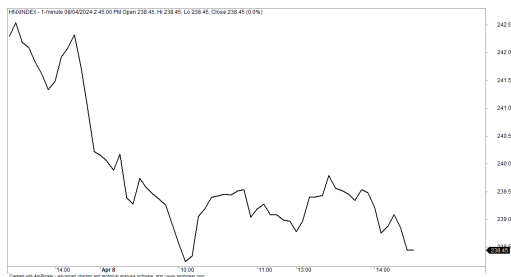
市場指數	VNI	HNI	UPCOM
收盤	1,250.35	238.08	90.53
%日	-0.38%	-0.67%	-0.13%
%週	-2.26%	-1.20%	-1.00%
%月	-1.17%	0.98%	-1.23%
%年	16.12%	12.75%	16.61%
成交值(Bil.VND)			
當日	20,367	2,270	723
日均量/週	25,415	2,594	884
日均量/月	26,586	2,441	744
外資進出			
買進	1,412.20	101.43	16.71
賣出	1,564.31	27.48	17.03
買賣超	-152.10	73.94	-0.31
市場漲跌家數			
上漲	83	47	136
下跌	243	121	196
持平	93	157	571
市場指標			
P/E	14.63	19.86	20.67
總市值 (兆盾)	5,094	322	1,241
股息殖利率	0.00%	0.00%	0.00%

資料源: Bloomberg - YSVN

VNINDEX



HNIINDEX



市場走勢

市場在大部分時間均復甦，但在復甦期間的拋售壓力下，漲幅未能維持直至收盤。VN-Index 收盤下跌 0.38%，並下跌至 1250.35 點，HNX-Index 下跌 0.67%，Upcom-Index 下跌 0.13%。3 大市場的交易額均下降至 23 兆 3,600 億越南盾。

大型股的跌幅在當日較小，VN30-Index 收盤下跌 0.24%。當 HDB (2.36%)、BID (1.2%)、CTG (0.9%)、MBB (0.64%)、TCB (0.66%) 上漲而 STB (-2.03%) 仍然下跌時，銀行股表現更好。此外，GAS、MWG、VNM、VRE 持續下跌，並導致指數下跌最多的股票。

中型股在當日被強勁拋售，如 VTP 跌停，而 DGC、CTR、DRC 下跌 3% 以上。

外資在 3 大市場賣超 790 億越南盾，其中 VHM (2,830 億)、VRE (1,230 億)、FUSSVFL (1,190 億) 被拋售最多的股票。相反，PVS (640 億)、SBT (570 億)、HPG (540 億) 在買超方面領先。

市場短期觀點

我們認為市場可能會繼續下跌，並在尾盤收窄跌幅，或者當 VN-Index 下跌至 1,230 點最近的支撐位時可能會出現復甦。同時，市場仍處於短期調整階段，因此 VN-Index 在接下來的交易日可能無法突破 1,230 點的支撐位。此外，短期情緒指標持續大幅下跌，顯示投資者對當前市場走勢仍持悲觀態度。

大盤的短期走勢仍維持下跌。因此，我們建議短期投資者可以繼續利用復甦期間將股票比例降低至較低水平，並在現階段不宜買進。

請在 <https://ysradar.yuanta.com.vn/> 查看有關股票的信號。



We Create Fortune

技術分析圖



指數技術分析圖 VN-Index



指數技術分析圖 HNX-Index

指數	短期趨勢	中期趨勢	阻力區 1	阻力區 2	支撐區 1	支撐區 2
VN-Index	下跌	上漲	1300	1330	870	800
HNX-Index	下跌	上漲	260	306	189	160
VN30	下跌	上漲	1300	1336	980	960
VNMidcaps	下跌	上漲	1280	1250	963	900
VNSmallcaps	下跌	上漲	1250	1250	804	750

We Create Fortune

胡志明市交易所 (HSX)

	收盤	漲跌%
VNI	1250.35	-0.38%
VN30	1254.72	-0.24%
VN Mid	1871.53	-0.86%
VN Small	1467.71	-1.16%

河內交易所 (HSX)

	收盤	漲跌%
HNI	238.08	-0.67%
HN30	524.45	-1.13%
VNX AllSh	1268.32	-0.48%

UPCOM 市場 (UPCoM)

	收盤	漲跌%
UPCoM	90.53	-0.13%

外資交易	成交值 (BiL.VND)
買進	1412.20268
賣出	1564.30655
買超/賣超	-152.103864

外資交易	成交值 (BiL.VND)
買進	101.43
賣出	27.48
買超/賣超	73.94

外資交易	成交值 (BiL.VND)
買進	16.71
賣出	17.03
買超/賣超	-0.31

上漲排名/ 股碼	漲跌(VND)	漲跌%
RDP	380	6.97%
NHA	1400	6.45%
DPG	2200	4.46%
PVP	550	3.86%
NTL	1350	3.16%

上漲排名/ 股碼	漲跌(VND)	漲跌%
TMB	8200	9.72%
HMR	1800	9.63%
TVC	500	5.88%
HTP	400	3.25%
VFS	400	2.12%

上漲排名/ 股碼	漲跌(VND)	漲跌%
HMS	0	12.59%
BCA	0	9.06%
POS	19435900	8.53%
TOS	0	7.57%
VAB	281515	5.28%

下跌排名/ 股碼	漲跌(VND)	漲跌%
TV2	-2800	-7.00%
KPF	-260	-6.99%
VTP	-5500	-6.94%
GIL	-2500	-6.91%
POM	-280	-6.91%

下跌排名/ 股碼	漲跌(VND)	漲跌%
VC7	-1500	-9.93%
HMH	-1400	-9.66%
DDG	-400	-9.30%
LAS	-1600	-7.31%
CMS	-1000	-6.37%

下跌排名/ 股碼	漲跌(VND)	漲跌%
CEN	-586	-13.63%
VGI	-3898	-7.10%
NCG	-667	-6.60%
DDV	-895	-5.70%
NED	-466	-5.42%

*備註：市值>5,000 億盾；成交值>15 億盾

市值排名/ 股碼	BiL.VND
VCB	530,404,761
BID	286,161,882
VHM	187,020,084
GAS	185,806,254
VIC	182,771,023

市值排名/ 股碼	BiL.VND
PVS	20,170,177
IDC	19,139,996
HUT	16,779,225
SHS	16,100,504
THD	13,436,499

市值排名/ 股碼	BiL.VND
ACV	184,035,036
VGI	167,020,008
MCH	97,344,913
BSR	61,978,987
VEA	48,812,139

交易量排名/ 股碼	成交值	30 日均
NVL	49,680,000	37,046,408
VIX	33,944,100	38,571,344
EVF	33,807,200	12,761,288
STB	26,890,900	26,690,283
MBB	26,092,000	27,798,539

交易量排名/ 股碼	成交值	30 日均
SHS	21,042,040	31,930,100
HUT	11,033,030	5,246,313
PCT	11,006,100	29,555
CEO	10,758,579	15,914,526
PVS	8,502,808	9,593,201

交易量排 名/股碼	成交值	30 日均
BSR	6,594,846	7,076,773
DGT	4,570,434	1,164,841
VGI	3,142,326	2,166,299
NCG	2,920,120	27,448
DDV	2,590,276	2,849,754

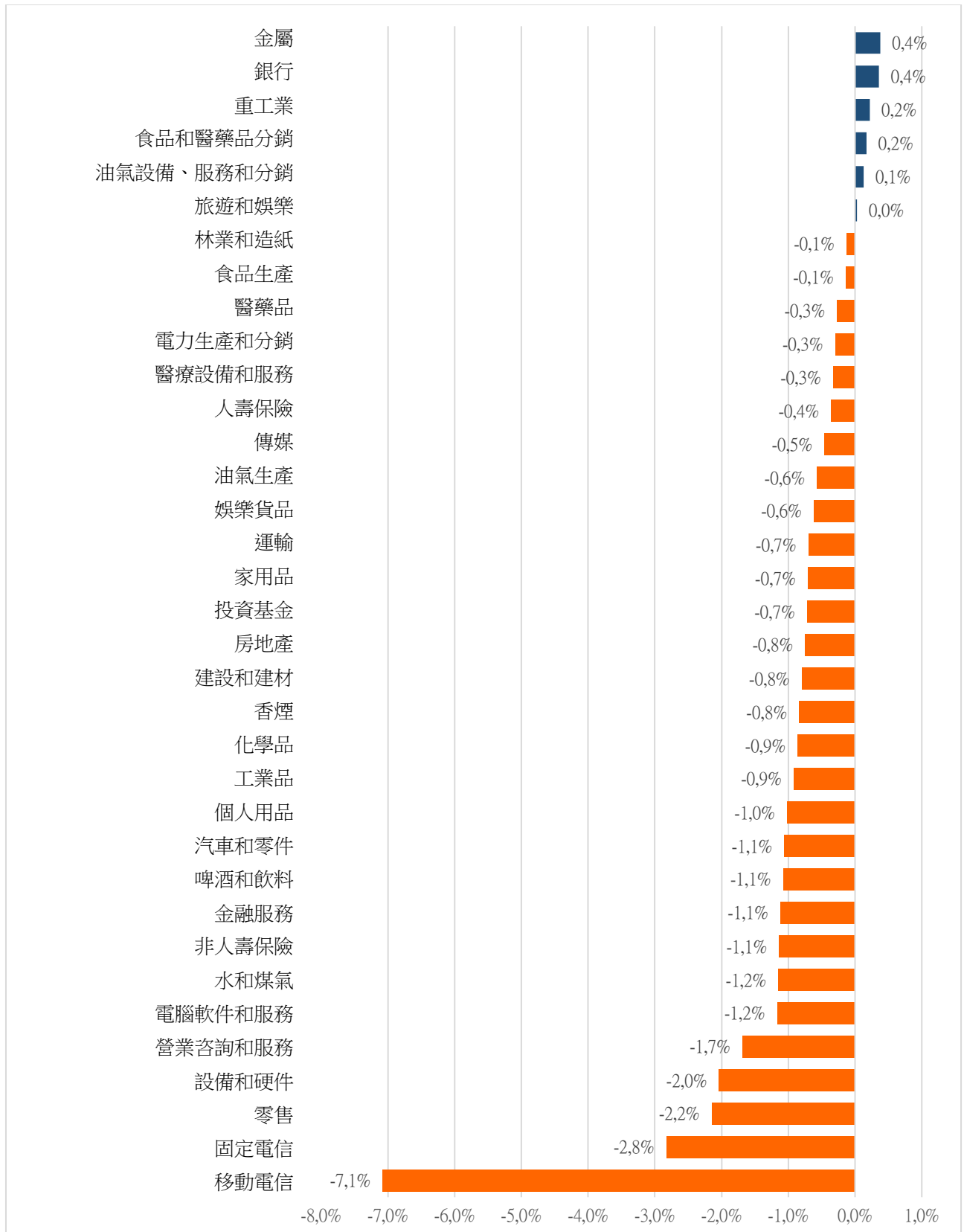
資料源: Bloomberg & Yuanta Research

資料源: Bloomberg & Yuanta Research

資料源: Bloomberg & Yuanta Research

We Create Fortune

各行業板塊的交易走勢



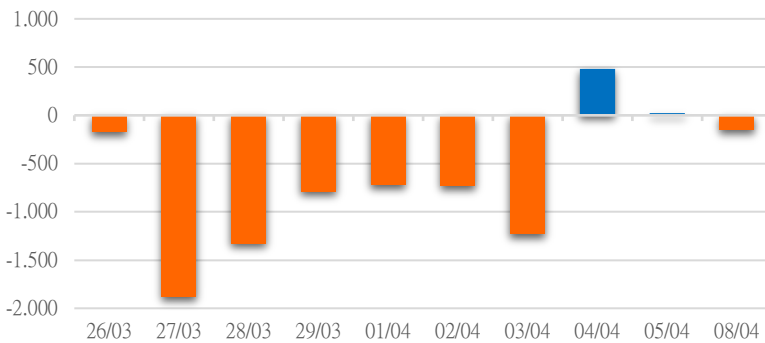
資料源:: FimPro - YSVN



We Create Fortune

外資買進賣統計

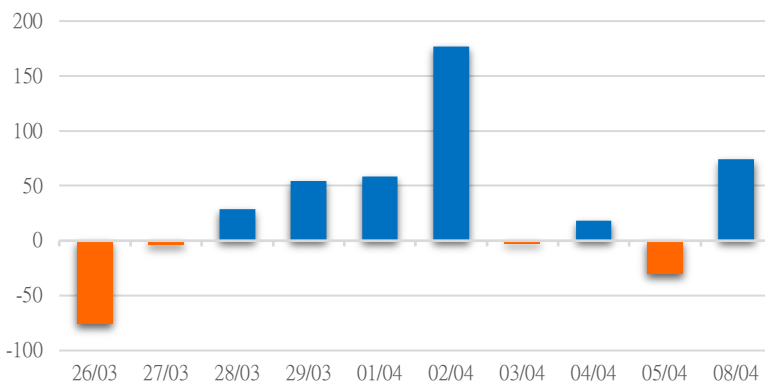
HSX 外資每日買/賣超



證券代碼	買超金額 (Mil.VND)	證券代碼	賣超金額 (Mil.VND)
SBT	56,838	VHM	-282,916
HPG	54,578	VRE	-122,702
BID	41,306	FUESSVFL	-119,053
DPG	36,120	DIG	-27,613
CTG	35,305	HHV	-27,098

HSX 外資買/賣超的前 5 名

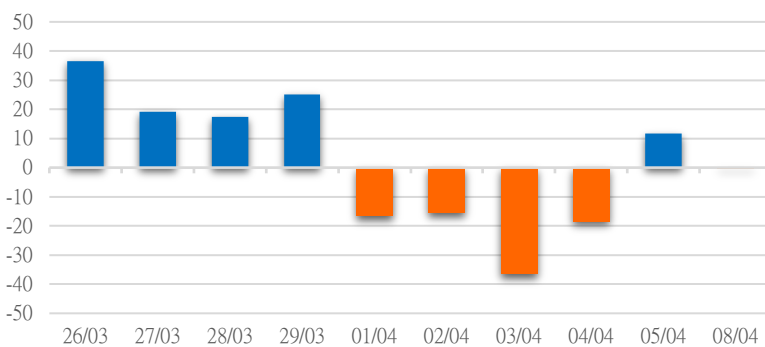
HNX 外資每日買/賣超



證券代碼	買超金額 (Mil.VND)	證券代碼	賣超金額 (Mil.VND)
PVS	64,467	SHS	-7,382
IDC	13,215	CEO	-6,057
MBS	7,623	VC7	-1,128
BVS	3,451	LAS	-949
MST	1,546	VGS	-549

HNX 外資買/賣超的前 5 名

UPCOM 外資每日買/賣超



證券代碼	買超金額 (Mil.VND)	證券代碼	賣超金額 (Mil.VND)
ACV	8,548	BSR	-14,304
VEA	1,659	FOC	-304
QNS	1,472	LTG	-267
GHC	1,140	MPC	-224
VRG	871	PAT	-196

UPCOM 外資買/賣超的前 5 名

源: FiinPro - YSVN



We Create **Fortune**

自營統計

證券代碼	買超金額 (Mil.VND)	證券代碼	賣超金額 (Mil.VND)
FUESSVFL	117,770	STB	122,038
PC1	32,343	VPB	52,297
MWG	17,569	VHM	52,098
EVF	12,444	TCB	44,702
MBB	8,978	KBC	32,522

HSX 自營交易最大前名

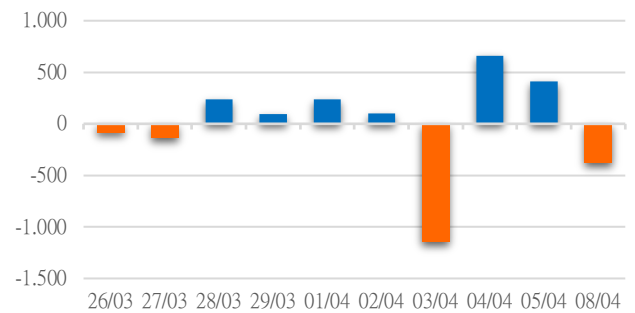
證券代碼	買超金額 (Mil.VND)	證券代碼	賣超金額 (Mil.VND)
PVS	14,805	VE4	2
TNG	1,090		
IDC	861		
PLC	672		
VCS	199		

HNX 自營交易最大前名

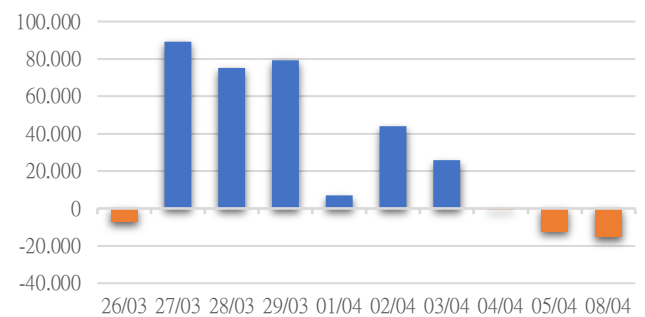
證券代碼	買超金額 (Mil.VND)	證券代碼	賣超金額 (Mil.VND)
ACV	1,677.00		
VEA	1,655.50		
QNS	1,467.24		
BSR	595.50		
FOX	453.90		

UPCoM 自營交易最大前名

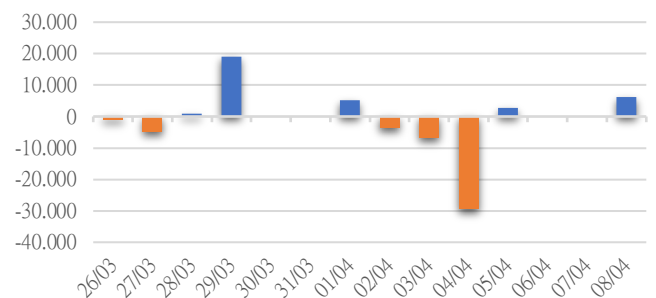
HSX 自營交易每日買/賣超 (BilVND)



HNX 自營交易每日買/賣超 (BilVND)



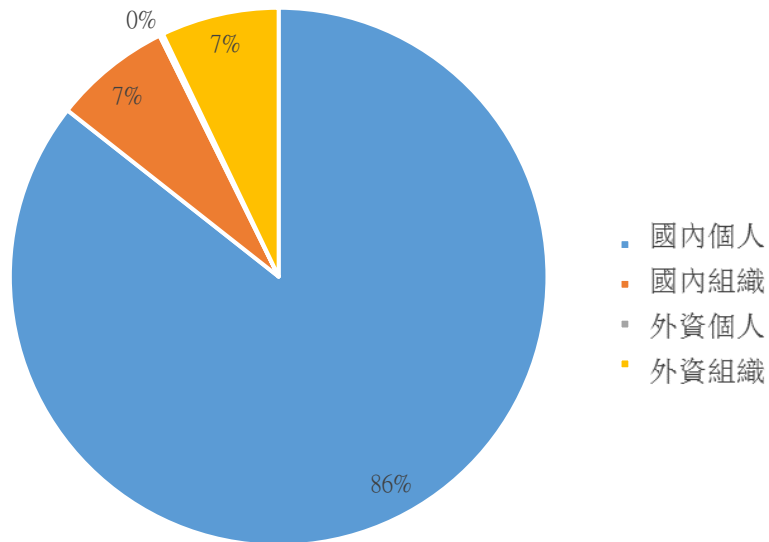
UPCOM 自營交易每日買/賣超 (BilVND)





We Create **Fortune**

越南證券市場投資人類別統計

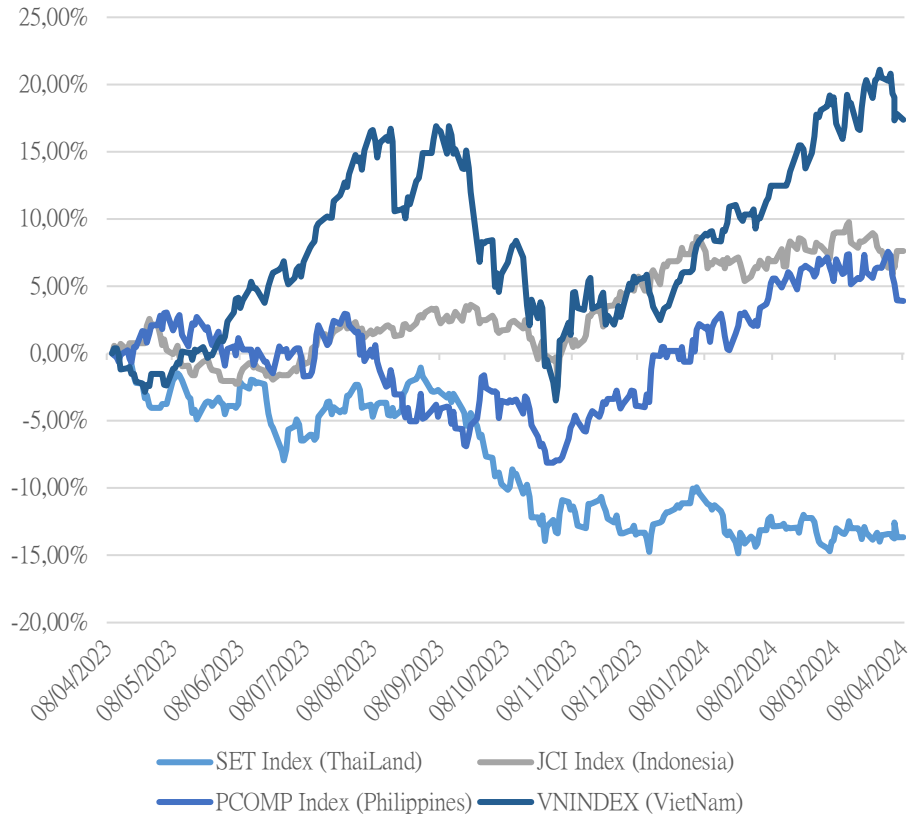


資料源: FiinPro - YSVN



We Create Fortune

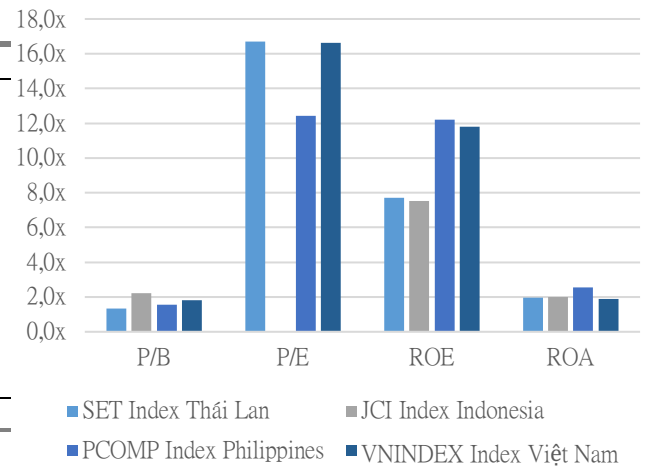
東南亞主要市場走勢比較



東南亞主要市場數據

		Thailand	Indonesia	Philippines	Vietnam
P/B		1.4x	2.2x	1.6x	1.8x
P/E		16.7x	#N/A N/A	12.4x	16.6x
ROE	%	7.69	7.54	12.22	11.80
ROA	%	1.98	2.00	2.57	1.89
Vốn hóa	Tỷ USD	463.01	751.45	163.97	204.95
GTGD	Triệu USD	0.67	0.47	0.08	0.97
LS cổ tức	%	3.29	3.75	2.54	1.58

源：Bloomberg & YSVN





We Create **Fortune**

元大證券（越南）公司

個人客戶分析部

Nguyễn Th ê Minh
研究分析經理
+84 28 3622 6868 ext 3826
minh.nguyen@yuanta.com.vn

Lý Thị Hi ền
研究分析主管
+84 28 3622 6868 ext 3908
hien.ly@yuanta.com.vn

Quách Đức Khánh
研究分析副主管
+84 28 3622 6868 ext 3833
khanh.quach@yuanta.com.vn

Khổng Hữu Hiệp
高級分析專員
+84 28 3622 6868 ext 3912
hiiep.khong@yuanta.com.vn

Nguyễn Trịnh Ngọc Hồng
高級分析專員
+84 28 3622 6868 ext 3832
hong.nguyen@yuanta.com.vn

Phạm Tấn Phát
高級分析專員
+84 28 3622 6868 ext 3880
phat.pham@yuanta.com.vn

個人客戶業務部

Phạm Đắc Thành
北部營業中心經理
+84 28 3622 6868 ext 3416
thanh.pham@yuanta.com.vn

Võ Thị Thu Thủy
平陽分行經理
+84 28 3622 6868 ext 3505
thuy.vo@yuanta.com.vn

Lương Kỳ Ty
堤岸分行經理
+84 28 3622 6868 ext 3653
ty.luong@yuanta.com.vn

Bùi Quốc Phong
同奈分行經理
+84 28 3622 6868 ext 3701
phong.bui@yuanta.com.vn

Võ Đình Tuấn
峴港分行經理
+84 28 3622 6868 ext 3301
tuan.vo@yuanta.com.vn

Nguyễn Việt Quang
河內分行經理
+84 28 3622 6868 ext 3404
quang.nguyen@yuanta.com.vn

Đinh Thị Thu Cúc
頭頓分行經理
+84 28 3622 6868 ext 3203
cuc.dinh@yuanta.com.vn



We Create **Fortune**

Appendix A: Important Disclosures

Analyst Certification

Each research analyst primarily responsible for the content of this research report, in whole or in part, certifies that with respect to each security or issuer that the analyst covered in this report: (1) all of the views expressed accurately reflect his or her personal views about those securities or issuers; and (2) no part of his or her compensation was, is, or will be, directly or indirectly, related to the specific recommendations or views expressed by that research analyst in the research report.

Ratings Definitions

BUY: We have a positive outlook on the stock based on our expected absolute or relative return over the investment period. Our thesis is based on our analysis of the company's outlook, financial performance, catalysts, valuation and risk profile. We recommend investors add to their position.

HOLD-Outperform: In our view, the stock's fundamentals are relatively more attractive than peers at the current price. Our thesis is based on our analysis of the company's outlook, financial performance, catalysts, valuation and risk profile.

HOLD-Underperform: In our view, the stock's fundamentals are relatively less attractive than peers at the current price. Our thesis is based on our analysis of the company's outlook, financial performance, catalysts, valuation and risk profile.

SELL: We have a negative outlook on the stock based on our expected absolute or relative return over the investment period. Our thesis is based on our analysis of the company's outlook, financial performance, catalysts, valuation and risk profile. We recommend investors reduce their position.

Under Review: We actively follow the company, although our estimates, rating and target price are under review.

Restricted: The rating and target price have been suspended temporarily to comply with applicable regulations and/or Yuanta policies.

Note: Yuanta research coverage with a Target Price is based on an investment period of 12 months. Greater China Discovery Series coverage does not have a formal 12 month Target Price and the recommendation is based on an investment period specified by the analyst in the report.

Global Disclaimer

© 2018 Yuanta. All rights reserved. The information in this report has been compiled from sources we believe to be reliable, but we do not hold ourselves responsible for its completeness or accuracy. It is not an offer to sell or solicitation of an offer to buy any securities. All opinions and estimates included in this report constitute our judgment as of this date and are subject to change without notice.

This report provides general information only. Neither the information nor any opinion expressed herein constitutes an offer or invitation to make an offer to buy or sell securities or other investments. This material is prepared for general circulation to clients and is not intended to provide tailored investment advice and does not take into account the individual financial situation and objectives of any specific person who may receive this report. Investors should seek financial advice regarding the appropriateness of investing in any securities, investments or investment strategies discussed or recommended in this report. The information contained in this report has been compiled from sources believed to be reliable but no representation or warranty, express or implied, is made as to its accuracy, completeness or correctness. This report is not (and should not be construed as) a solicitation to act as securities broker or dealer in any jurisdiction by any person or company that is not legally permitted to carry on such business in that jurisdiction.

Yuanta research is distributed in the United States only to Major U.S. Institutional Investors (as defined in Rule 15a-6 under the Securities Exchange Act of 1934, as amended and SEC staff interpretations thereof). All transactions by a US person in the securities mentioned in this report must be effected through a registered broker-dealer under Section 15 of the Securities Exchange Act of 1934, as amended. Yuanta research is distributed in Taiwan by Yuanta Securities Investment Consulting. Yuanta research is distributed in Hong Kong by Yuanta Securities (Hong Kong) Co. Limited, which is licensed in Hong Kong by the Securities and Futures Commission for regulated activities, including Type 4 regulated activity (advising on securities). In Hong Kong, this research report may not be redistributed, retransmitted or disclosed, in whole or in part or and any form or manner, without the express written