

當日市場：市場在午盤再次下跌

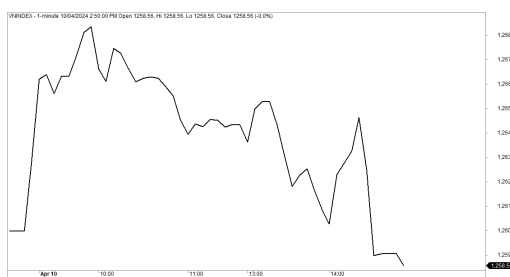
2024/04/11

市場走勢

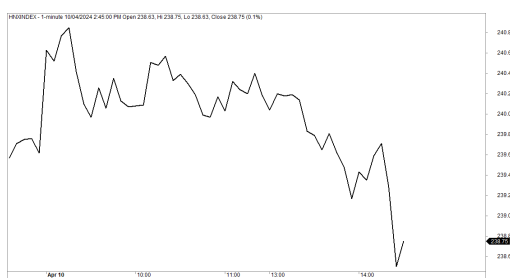
市場指數	VNI	HNI	UPCOM
收盤	1,258.56	238.79	90.65
%日	-0.34%	-0.65%	0.09%
%週	-1.02%	-2.12%	-0.55%
%月	0.90%	1.05%	-0.64%
%年	18.14%	12.64%	16.23%
成交值(Bil.VND)			
當日	16,815	1,415	680
日均量/週	20,653	2,082	825
日均量/月	25,369	2,336	725
外資進出			
買進	1,659.82	38.97	13.70
賣出	2,267.29	37.95	21.21
買賣超	-607.47	1.02	-7.50
市場漲跌家數			
上漲	119	56	172
下跌	205	101	147
持平	95	168	584
市場指標			
P/E	14.66	19.84	20.44
總市值 (兆盾)	5,107	321	1,224
股息殖利率	0.00%	0.00%	0.00%

資料源: Bloomberg - YSVN

VNINDEX



HNIINDEX



市場走勢

市場在午盤保持謹慎情緒，導致市場未能維持上漲動能。市場等待美國的 3 月通脹數據即將公佈。VN-Index 收盤下跌 0.34%，並下跌至 1258.56 點，HNX-Index 下跌 0.65%，Upcom-Index 反轉上漲 0.09%。3 大市場的交易額持續下降，並達到 18 兆 9,100 億越南盾。

積極點是，VN30-Index 小幅下跌 0.24%，並處於分化階段。其中，BID、CTG、GVR、MSN、PLX、MWG、SSI、TPB 下跌 1-2%。相反，Vingroup 股復甦，如 VIC (1.68%)、VHM (2.31%) 上漲。此外，SAB、VCB、FPT、SSB 小幅上漲。

證券和油氣股在當日也被拋售，如 PVD (-4.22%)、PVS (-2.12%)、VIX (-2.29%)、SSI (-1.47%)、VND (-1.12%)。相反，PNJ (3.71%)、HVN (3.43%) 積極上漲。

外資在 3 大市場再次賣超 6,310 億越南盾，其中 VHM (2,160 億)、NVL (1,680 億)、FUSSVFL (860 億) 被拋售最多的股票。相反，MBB (4,090 億)、VIC (300 億)、DGC (280 億) 在買超方面領先。

市場短期觀點

我們認為，市場在下一個交易日可能會繼續下跌，VN-Index 可能會重新測試 1,230 - 1,235 點最近的支撐位。同時，市場有進入負向劇烈波動期的跡象，顯示短期風險有上漲的跡象，因此短期投資者在此期間應限制買進。此外，情緒指標持續大幅下跌，顯示投資者對當前市場走勢仍持悲觀態度。

大盤的短期走勢仍維持下跌。因此，我們建議短期投資者可以繼續將股票比例降低至較低水平，並在此期間不宜買進新股。同時，當 VN-Index 在未來的幾個交易日下跌至 1,230 - 1,235 點的支撐位時，投資者應限制拋售。

請在 <https://ysradar.yuanta.com.vn/> 查看有關股票的信號。



We Create Fortune

技術分析圖



指數技術分析圖 VN-Index



指數技術分析圖 HNX-Index

指數	短期趨勢	中期趨勢	阻力區 1	阻力區 2	支撐區 1	支撐區 2
VN-Index	下跌	上漲	1300	1330	870	800
HNX-Index	下跌	上漲	260	306	189	160
VN30	下跌	上漲	1300	1336	980	960
VNMidcaps	下跌	上漲	1280	1250	963	900
VNSmallcaps	下跌	上漲	1250	1250	804	750

We Create Fortune

胡志明市交易所 (HSX)

	收盤	漲跌%
VNI	1258.56	-0.34%
VN30	1263.82	-0.24%
VN Mid	1898.16	-0.40%
VN Small	1473.12	-0.39%

河內交易所 (HSX)

	收盤	漲跌%
HNI	238.79	-0.65%
HN30	526.18	-1.45%
VNX AllSh	1279.77	-0.30%

UPCOM 市場 (UPCoM)

	收盤	漲跌%
UPCoM	90.65	0.09%

外資交易	成交值 (BiL.VND)
買進	1659.81863
賣出	2267.28792
買超/賣超	-607.469289

外資交易	成交值 (BiL.VND)
買進	38.97
賣出	37.95
買超/賣超	1.02

外資交易	成交值 (BiL.VND)
買進	13.70
賣出	21.21
買超/賣超	-7.50

上漲排名/ 股碼	漲跌(VND)	漲跌%
DC4	800	6.93%
DCL	1650	6.88%
QCG	900	6.84%
ST8	420	4.42%
PNJ	3600	3.71%

上漲排名/ 股碼	漲跌(VND)	漲跌%
LDP	2000	9.80%
MCO	1100	4.80%
HMR	1000	4.44%
NRC	200	4.08%
C69	200	2.70%

上漲排名/ 股碼	漲跌(VND)	漲跌%
BCA	0	11.96%
VAB	281515	9.73%
VGI	0	4.32%
BVB	24647859	4.26%
DDV	66856151	3.28%

下跌排名/ 股碼	漲跌(VND)	漲跌%
PSH	-440	-7.00%
PVD	-1400	-4.22%
QBS	-60	-3.82%
GIL	-1150	-3.33%
RDP	-200	-3.28%

下跌排名/ 股碼	漲跌(VND)	漲跌%
TMB	-4700	-5.18%
S99	-600	-4.88%
DVM	-500	-4.03%
PVC	-600	-3.66%
TDN	-400	-2.82%

下跌排名/ 股碼	漲跌(VND)	漲跌%
AAH	-1197	-14.96%
LMH	-155	-5.96%
BIG	-540	-5.24%
HMS	-2125	-4.25%
MCH	-5570	-4.16%

*備註：市值>5,000 億盾；成交值>15 億盾

市值排名/ 股碼	BiL.VND
VCB	528,169,124
BID	296,422,667
VHM	192,463,043
VIC	185,447,586
GAS	181,901,796

市值排名/ 股碼	BiL.VND
PVS	19,835,601
IDC	18,974,996
HUT	16,511,471
SHS	16,100,504
THD	13,513,499

市值排名/ 股碼	BiL.VND
ACV	185,933,337
VGI	153,682,027
MCH	92,077,693
BSR	60,670,576
VEA	49,120,421

交易量排名/ 股碼	成交值	30 日均
MBB	40,167,673	26,759,235
NVL	38,906,703	38,676,913
VPB	30,267,063	20,082,340
VHM	25,955,093	11,279,734
HAG	22,139,066	14,238,029

交易量排名/ 股碼	成交值	30 日均
SHS	17,578,702	29,122,447
PVS	7,098,995	9,254,002
CEO	6,774,444	15,334,011
PVC	3,478,328	3,000,290
HUT	2,615,450	5,063,502

交易量排 名/股碼	成交值	30 日均
BSR	7,483,212	7,276,695
ABB	4,682,103	1,297,419
VAB	3,949,042	854,010
CQN	2,602,900	115,452
AAH	2,383,252	1,756,581

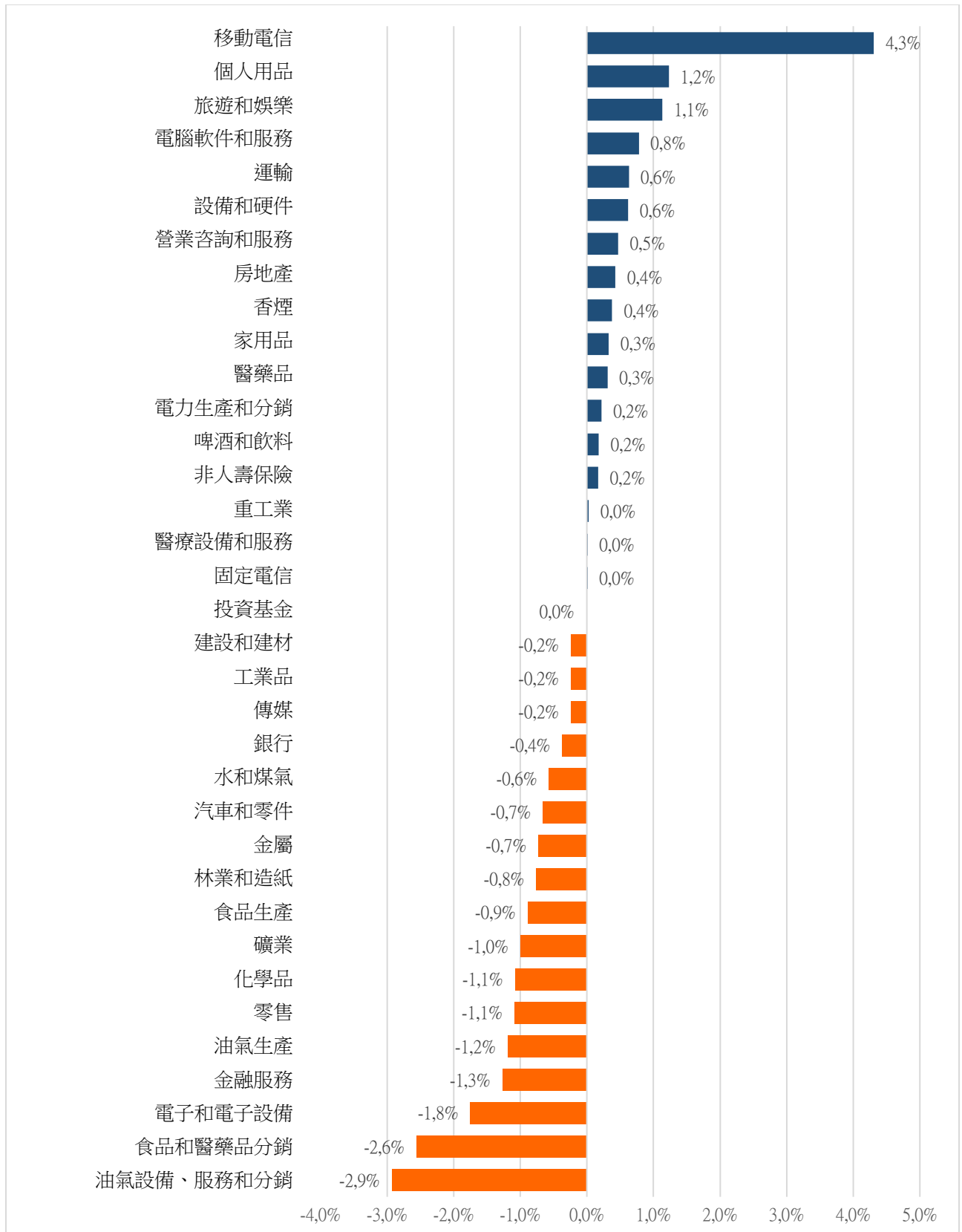
資料源: Bloomberg & Yuanta Research

資料源: Bloomberg & Yuanta Research

資料源: Bloomberg & Yuanta Research

We Create Fortune

各行業板塊的交易走勢

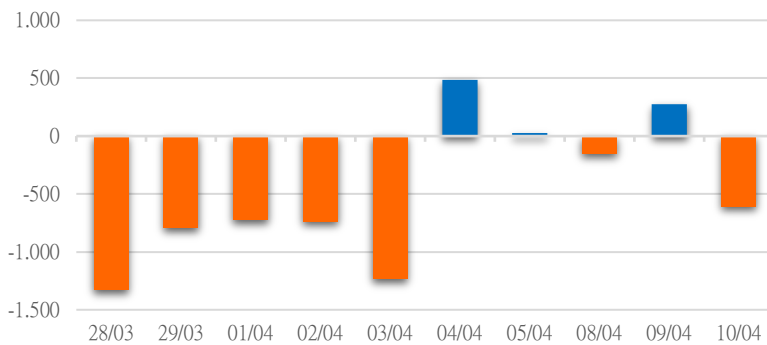


資料源: FiinPro - YSVN

We Create Fortune

外資買進賣統計

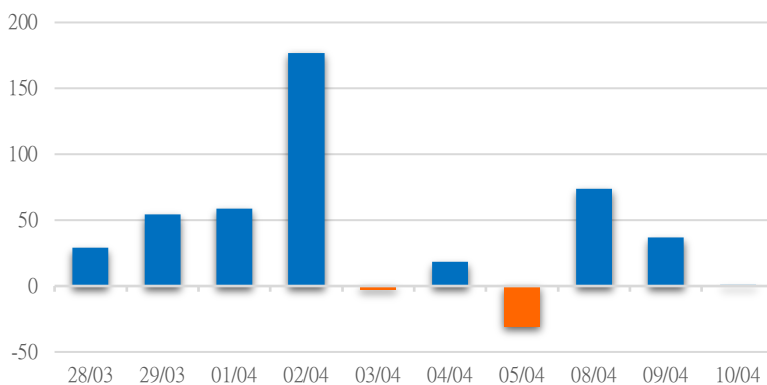
HSX 外資每日買/賣超



證券代碼	買超金額 (Mil.VND)	證券代碼	賣超金額 (Mil.VND)
MBB	427,751	VHM	-216,245
VIC	29,895	NVL	-168,387
DGC	28,543	FUESSVFL	-85,762
BID	14,730	VNM	-65,936
NTL	13,432	PVD	-62,992

HSX 外資買/賣超的前 5 名

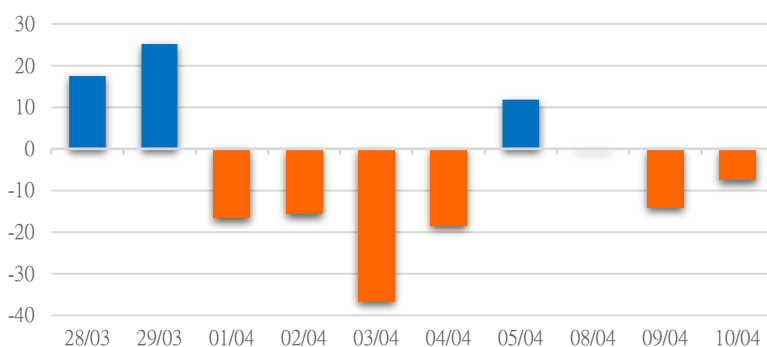
HNX 外資每日買/賣超



證券代碼	買超金額 (Mil.VND)	證券代碼	賣超金額 (Mil.VND)
DTD	6,829	SHS	-5,476
PVS	5,305	BVS	-1,634
PVI	3,310	HUT	-1,310
CEO	475	VC7	-1,196
C69	158	LAS	-1,084

HNX 外資買/賣超的前 5 名

UPCOM 外資每日買/賣超



證券代碼	買超金額 (Mil.VND)	證券代碼	賣超金額 (Mil.VND)
DDV	5,994	BSR	-15,565
ACV	2,126	VGI	-1,347
VEA	876	MCH	-829
BVB	772	CLX	-244
QTP	459	GDA	-209

UPCOM 外資買/賣超的前 5 名

源: FiinPro - YSVN



We Create Fortune

自營統計

證券代碼	買超金額 (Mil.VND)	證券代碼	賣超金額 (Mil.VND)
FUESSVFL	71,652	MBB	257,078
PC1	57,129	STB	46,355
ASM	19,933	MWG	45,561
PVD	18,942	FPT	45,404
PTB	9,536	HPG	29,366

HSX 自營交易最大前名

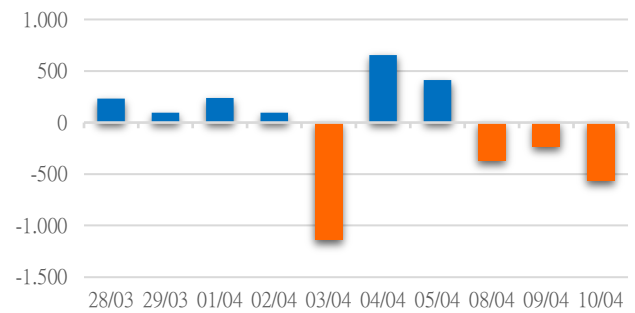
證券代碼	買超金額 (Mil.VND)	證券代碼	賣超金額 (Mil.VND)
PVS	23,060	IDC	7,319
		PVC	2

HNX 自營交易最大前名

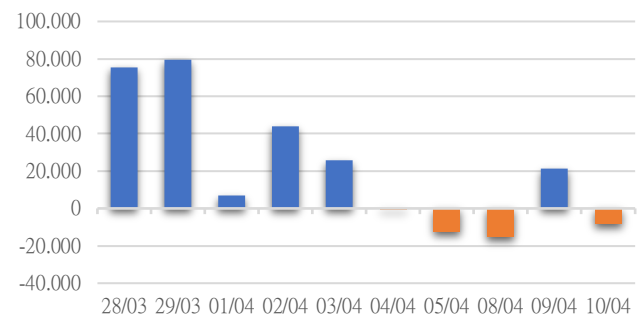
證券代碼	買超金額 (Mil.VND)	證券代碼	賣超金額 (Mil.VND)
BSR	980.00	MCH	9,520
		BCR	3,931
		VAB	571

UPCoM 自營交易最大前名

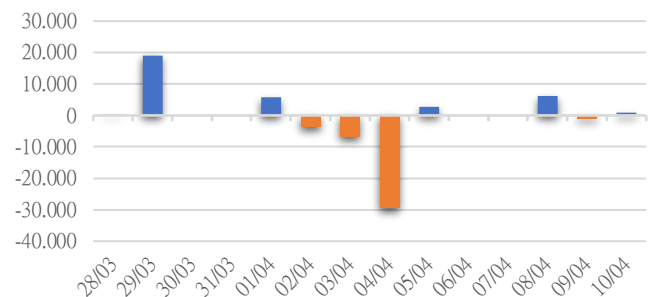
HSX 自營交易每日買/賣超 (BiVND)



HNX 自營交易每日買/賣超 (BiVND)



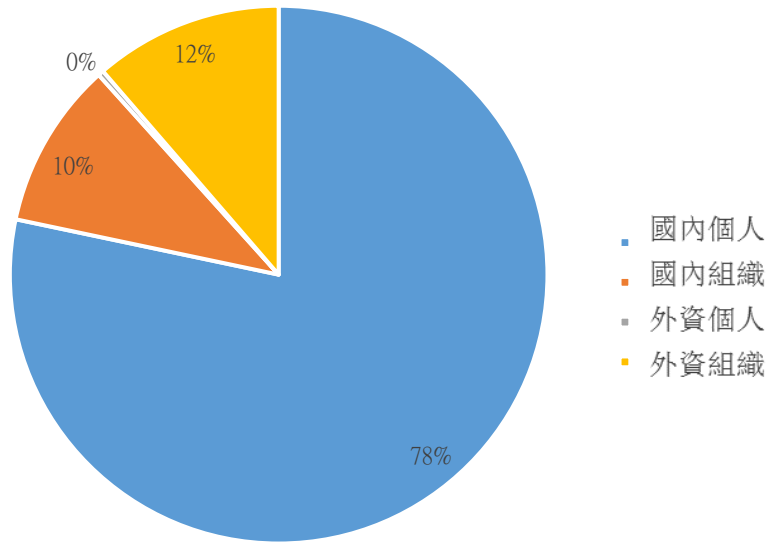
UPCoM 自營交易每日買/賣超 (BiVND)





We Create **Fortune**

越南證券市場投資人類別統計

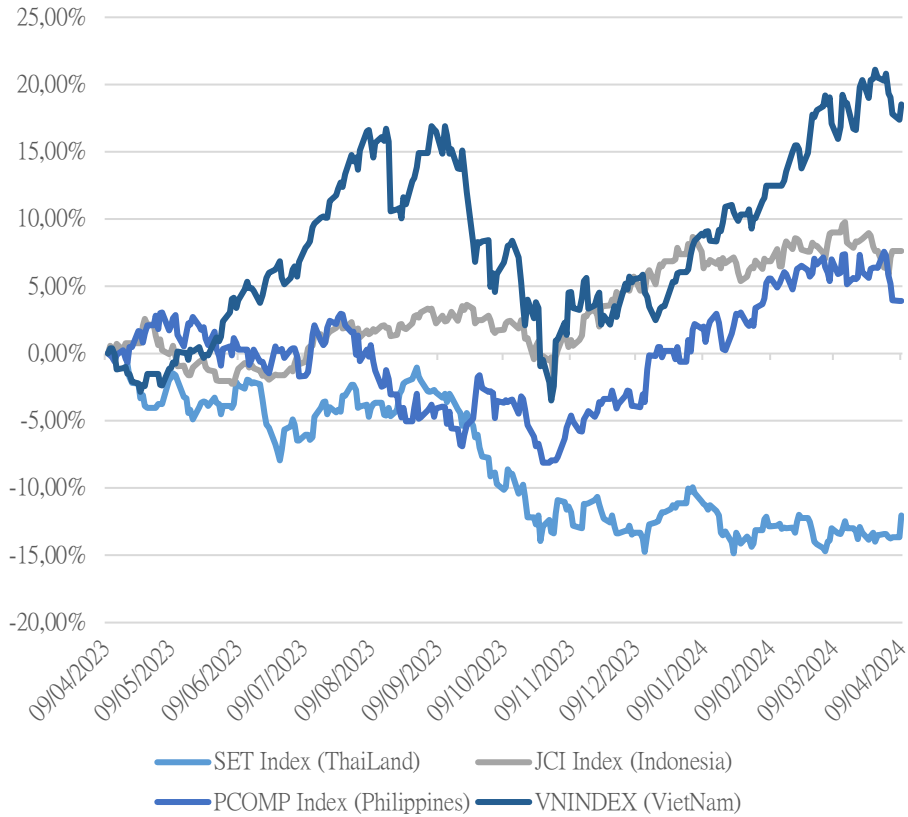


資料源: FiinPro - YSVN



We Create Fortune

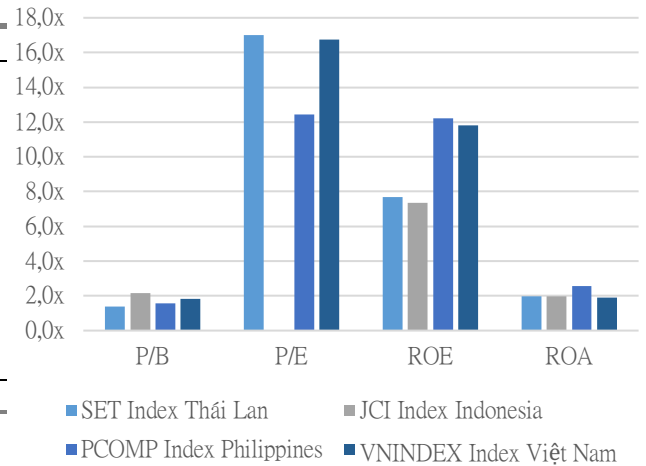
東南亞主要市場走勢比較



東南亞主要市場數據

		Thailand	Indonesia	Philippines	Vietnam
P/B		1.4x	2.2x	1.6x	1.8x
P/E		17.0x	#N/A N/A	12.4x	16.7x
ROE	%	7.68	7.37	12.22	11.79
ROA	%	1.98	1.98	2.57	1.89
Vốn hóa	Tỷ USD	475.96	751.45	163.90	206.23
GTGD	Triệu USD	1.17	0.47	0.06	0.61
LS cổ tức	%	3.21	3.75	2.59	1.55

源：Bloomberg & YSVN



■ SET Index Thái Lan ■ JCI Index Indonesia
■ PCOMP Index Philippines ■ VNINDEX Index Việt Nam



We Create **Fortune**

元大證券（越南）公司

個人客戶分析部

Nguyễn Th ê Minh
研究分析經理
+84 28 3622 6868 ext 3826
minh.nguyen@yuanta.com.vn

Lý Thị Hi ền
研究分析主管
+84 28 3622 6868 ext 3908
hien.ly@yuanta.com.vn

Quách Đức Khánh
研究分析副主管
+84 28 3622 6868 ext 3833
khanh.quach@yuanta.com.vn

Khổng Hữu Hiệp
高級分析專員
+84 28 3622 6868 ext 3912
hiiep.khong@yuanta.com.vn

Nguyễn Trịnh Ngọc Hồng
高級分析專員
+84 28 3622 6868 ext 3832
hong.nguyen@yuanta.com.vn

Phạm Tấn Phát
高級分析專員
+84 28 3622 6868 ext 3880
phat.pham@yuanta.com.vn

個人客戶業務部

Phạm Đắc Thành
北部營業中心經理
+84 28 3622 6868 ext 3416
thanh.pham@yuanta.com.vn

Võ Thị Thu Thủy
平陽分行經理
+84 28 3622 6868 ext 3505
thuy.vo@yuanta.com.vn

Lương Kỳ Ty
堤岸分行經理
+84 28 3622 6868 ext 3653
ty.luong@yuanta.com.vn

Bùi Quốc Phong
同奈分行經理
+84 28 3622 6868 ext 3701
phong.bui@yuanta.com.vn

Võ Đình Tuấn
峴港分行經理
+84 28 3622 6868 ext 3301
tuan.vo@yuanta.com.vn

Nguyễn Việt Quang
河內分行經理
+84 28 3622 6868 ext 3404
quang.nguyen@yuanta.com.vn

Đinh Thị Thu Cúc
頭頓分行經理
+84 28 3622 6868 ext 3203
cuc.dinh@yuanta.com.vn



We Create **Fortune**

Appendix A: Important Disclosures

Analyst Certification

Each research analyst primarily responsible for the content of this research report, in whole or in part, certifies that with respect to each security or issuer that the analyst covered in this report: (1) all of the views expressed accurately reflect his or her personal views about those securities or issuers; and (2) no part of his or her compensation was, is, or will be, directly or indirectly, related to the specific recommendations or views expressed by that research analyst in the research report.

Ratings Definitions

BUY: We have a positive outlook on the stock based on our expected absolute or relative return over the investment period. Our thesis is based on our analysis of the company's outlook, financial performance, catalysts, valuation and risk profile. We recommend investors add to their position.

HOLD-Outperform: In our view, the stock's fundamentals are relatively more attractive than peers at the current price. Our thesis is based on our analysis of the company's outlook, financial performance, catalysts, valuation and risk profile.

HOLD-Underperform: In our view, the stock's fundamentals are relatively less attractive than peers at the current price. Our thesis is based on our analysis of the company's outlook, financial performance, catalysts, valuation and risk profile.

SELL: We have a negative outlook on the stock based on our expected absolute or relative return over the investment period. Our thesis is based on our analysis of the company's outlook, financial performance, catalysts, valuation and risk profile. We recommend investors reduce their position.

Under Review: We actively follow the company, although our estimates, rating and target price are under review.

Restricted: The rating and target price have been suspended temporarily to comply with applicable regulations and/or Yuanta policies.

Note: Yuanta research coverage with a Target Price is based on an investment period of 12 months. Greater China Discovery Series coverage does not have a formal 12 month Target Price and the recommendation is based on an investment period specified by the analyst in the report.

Global Disclaimer

© 2018 Yuanta. All rights reserved. The information in this report has been compiled from sources we believe to be reliable, but we do not hold ourselves responsible for its completeness or accuracy. It is not an offer to sell or solicitation of an offer to buy any securities. All opinions and estimates included in this report constitute our judgment as of this date and are subject to change without notice.

This report provides general information only. Neither the information nor any opinion expressed herein constitutes an offer or invitation to make an offer to buy or sell securities or other investments. This material is prepared for general circulation to clients and is not intended to provide tailored investment advice and does not take into account the individual financial situation and objectives of any specific person who may receive this report. Investors should seek financial advice regarding the appropriateness of investing in any securities, investments or investment strategies discussed or recommended in this report. The information contained in this report has been compiled from sources believed to be reliable but no representation or warranty, express or implied, is made as to its accuracy, completeness or correctness. This report is not (and should not be construed as) a solicitation to act as securities broker or dealer in any jurisdiction by any person or company that is not legally permitted to carry on such business in that jurisdiction.

Yuanta research is distributed in the United States only to Major U.S. Institutional Investors (as defined in Rule 15a-6 under the Securities Exchange Act of 1934, as amended and SEC staff interpretations thereof). All transactions by a US person in the securities mentioned in this report must be effected through a registered broker-dealer under Section 15 of the Securities Exchange Act of 1934, as amended. Yuanta research is distributed in Taiwan by Yuanta Securities Investment Consulting. Yuanta research is distributed in Hong Kong by Yuanta Securities (Hong Kong) Co. Limited, which is licensed in Hong Kong by the Securities and Futures Commission for regulated activities, including Type 4 regulated activity (advising on securities). In Hong Kong, this research report may not be redistributed, retransmitted or disclosed, in whole or in part or and any form or manner, without the express written