

當日市場：市場繼續分化

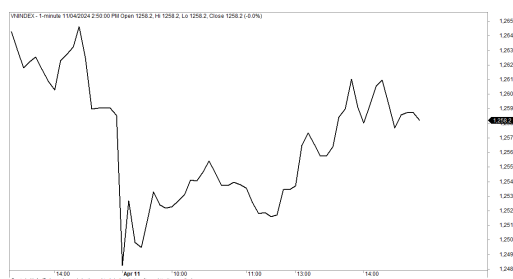
2024/04/12

市場走勢

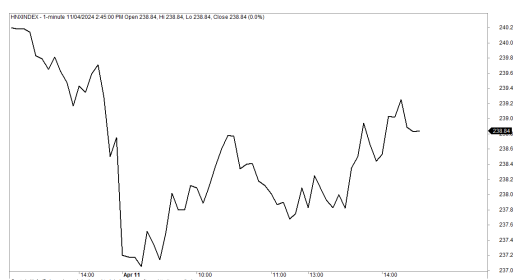
市場指數	VNI	HNI	UPCOM
收盤	1,258.20	239.07	90.92
%日	-0.03%	0.12%	0.29%
%週	-0.79%	-1.39%	-0.10%
%月	1.84%	2.24%	0.29%
%年	17.65%	12.59%	15.37%
成交值(Bil.VND)			
當日	16,510	1,754	469
日均量/週	19,192	1,970	737
日均量/月	25,052	2,324	714
外資進出			
買進	1,697.92	104.34	28.41
賣出	1,646.95	26.89	3.58
買賣超	50.97	77.45	24.82
市場漲跌家數			
上漲	112	88	128
下跌	202	80	193
持平	105	157	582
市場指標			
P/E	14.66	19.85	20.37
總市值 (兆盾)	5,105	321	1,222
股息殖利率	3.10%	5.44%	4.82%

資料源: Bloomberg - YSVN

VNINDEX



HNIINDEX



市場走勢

受美國 3 月通脹數據的負面影響，市場再次處於震盪的階段。指數在 HOSE 上明顯收窄跌幅，其中 VN-Index 收跌 0.03%，並下跌至 1258.2 點，HNX-Index 反轉上漲 0.12%，Upcom-Index 上漲 0.29%。3 大市場的交易額維持在前一交易日的水平，並達到 18 兆 7,330 億越南盾。

市場繼續處於震盪和分化的階段，但積極點是，在世界股市不佳的背景下，低價拋售力量有所走弱。銀行股如 ACB、BID、CTG、HDB 上漲，以及 FPT、GVR、HPG 幫助指數得分的股票。另一方面，TCB (-1.2%)、BCM (-1.63%)、VRE (-1.44%) 仍下跌超過 1%。

鋼鐵股是當日的焦點，HPG (0.84%)、HSG (1.15%)、NKG (3.83%)。此外，HHS (5.69%)、TCH (5.92%) 以及 DCL (6.82%)、DAG (6.71%) 均積極上漲。

外資在 3 大市場買超近 1,540 億越南盾，並處於買賣交替的走勢，其中 VPD (1,590 億)、TCH (940 億)、SSI (850 億) 在買超方面領先。相反，VHM (2,460 億)、KDC (860 億)、VIC (750 億) 被拋售最多的股票。

市場短期觀點

我們認為，市場可能會在下一個交易日再次下跌，而 VN-Index 在未來的幾個交易日仍可能測試 1,230 - 1,235 點的支撐位。同時，短期風險有上漲的跡象，因此投資者在此期間限制新買，並在短期內尚未明顯出現底部的形成跡象。此外，情緒指標持續下跌，顯示投資者對市場走勢仍持悲觀態度。

大盤的短期走勢仍維持下跌。因此，我們建議短期投資者可以繼續利用復甦期將股票比例降低至較低水平，並在此期間不宜買進新股。

請在 <https://ysradar.yuanta.com.vn/> 查看有關股票的信號。



We Create Fortune

技術分析圖



指數技術分析圖 VN-Index



指數技術分析圖 HNX-Index

指數	短期趨勢	中期趨勢	阻力區 1	阻力區 2	支撐區 1	支撐區 2
VN-Index	下跌	上漲	1300	1330	870	800
HNX-Index	下跌	上漲	260	306	189	160
VN30	下跌	上漲	1300	1336	980	960
VNMidcaps	下跌	上漲	1280	1250	963	900
VNSmallcaps	下跌	上漲	1250	1250	804	750

We Create Fortune

胡志明市交易所 (HSX)

	收盤	漲跌%
VNI	1258.2	-0.03%
VN30	1262.86	-0.08%
VN Mid	1898.06	-0.01%
VN Small	1471.53	-0.11%

河內交易所 (HSX)

	收盤	漲跌%
HNI	239.07	0.12%
HN30	528.98	0.53%
VNX AllSh	1279.03	-0.06%

UPCOM 市場 (UPCoM)

	收盤	漲跌%
UPCoM	90.92	0.29%

外資交易	成交值 (BiL.VND)
買進	1697.92105
賣出	1646.9468
買超/賣超	50.9742427

外資交易	成交值 (BiL.VND)
買進	104.34
賣出	26.89
買超/賣超	77.45

外資交易	成交值 (BiL.VND)
買進	28.41
賣出	3.58
買超/賣超	24.82

上漲排名/ 股碼	漲跌(VND)	漲跌%
DCL	1750	6.82%
DAG	200	6.71%
NHH	1100	6.40%
TCH	950	5.92%
HHS	530	5.69%

上漲排名/ 股碼	漲跌(VND)	漲跌%
TA9	1400	9.86%
LDP	2200	9.82%
HMR	1800	7.66%
VGS	1400	5.41%
S99	600	5.13%

上漲排名/ 股碼	漲跌(VND)	漲跌%
KGM	12458900	11.01%
SDT	20692364	7.17%
GSM	0	5.13%
MCH	348076835	4.98%
VAB	280515	3.87%

下跌排名/ 股碼	漲跌(VND)	漲跌%
POM	-280	-6.95%
PSH	-400	-6.84%
QBS	-100	-6.62%
SJS	-3100	-4.37%
QCG	-550	-3.91%

下跌排名/ 股碼	漲跌(VND)	漲跌%
C69	-500	-6.58%
DVM	-300	-2.52%
GKM	-700	-2.33%
NBC	-300	-2.21%
IDJ	-100	-1.72%

下跌排名/ 股碼	漲跌(VND)	漲跌%
AAH	-996	-14.65%
LMH	-181	-7.54%
SEA	-1110	-3.65%
DGT	-199	-3.21%
VNZ	-14167	-2.90%

*備註：市值>5,000 億盾；成交值>15 億盾

市值排名/ 股碼	BiL.VND
VCB	525,374,579
BID	302,123,103
VHM	192,245,325
VIC	184,682,853
GAS	180,983,100

市值排名/ 股碼	BiL.VND
PVS	20,409,161
IDC	18,974,996
SHS	16,344,451
HUT	16,332,969
THD	13,474,999

市值排名/ 股碼	BiL.VND
ACV	182,783,289
VGI	154,184,256
MCH	96,636,734
BSR	60,627,169
VEA	48,821,441

交易量排名/ 股碼	成交值	30 日均
NVL	32,731,800	38,676,913
VIX	26,483,000	35,948,415
TCH	22,648,200	14,426,902
DIG	22,049,900	27,672,255
HPG	19,476,200	24,725,253

交易量排名/ 股碼	成交值	30 日均
SHS	19,849,798	29,122,447
CEO	9,879,686	15,334,011
PVS	8,882,913	9,254,002
PVC	3,516,109	3,000,290
MBS	3,012,006	4,606,422

交易量排 名/股碼	成交值	30 日均
BSR	5,251,154	7,276,695
ABB	2,687,623	1,297,419
VGI	1,718,885	2,152,345
AAH	1,603,978	1,756,581
C4G	1,364,579	1,387,470

資料源: Bloomberg & Yuanta Research

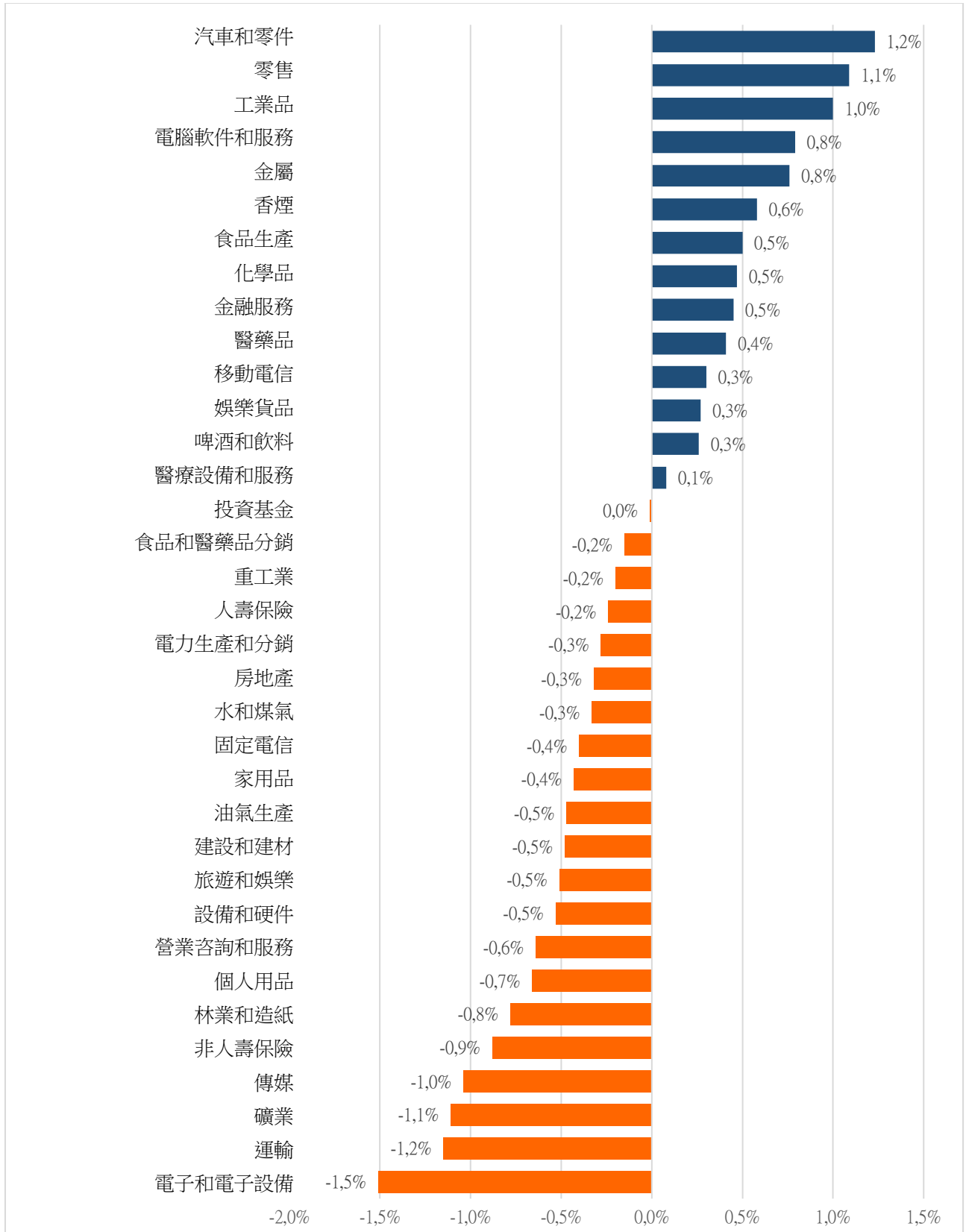
資料源: Bloomberg & Yuanta Research

資料源: Bloomberg & Yuanta Research



We Create Fortune

各行業板塊的交易走勢



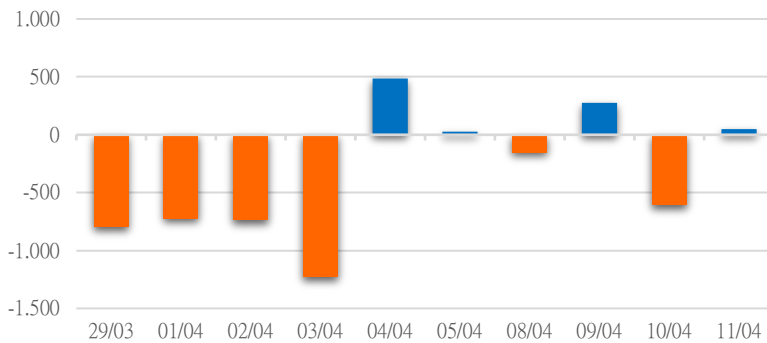
資料源: FimPro - YSVN



We Create Fortune

外資買進賣統計

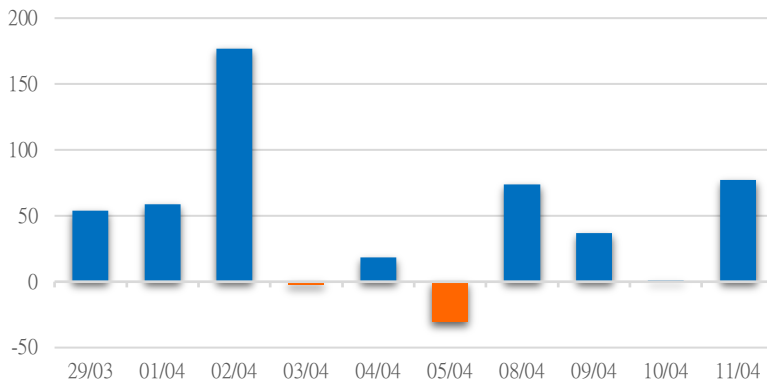
HSX 外資每日買/賣超



證券代碼	買超金額 (Mil.VND)	證券代碼	賣超金額 (Mil.VND)
VPD	153,036	VHM	-246,158
TCH	94,028	KDC	-86,680
SSI	85,460	VIC	-74,473
MWG	74,807	VNM	-52,680
SBT	59,183	NVL	-50,029

HSX 外資買/賣超的前 5 名

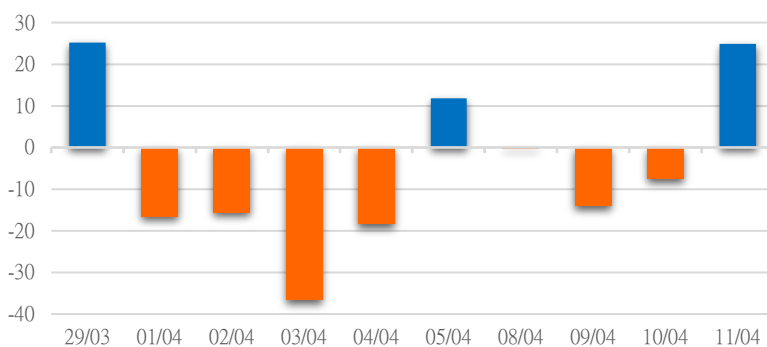
HNX 外資每日買/賣超



證券代碼	買超金額 (Mil.VND)	證券代碼	賣超金額 (Mil.VND)
PVS	64,247	CEO	-3,866
IDC	7,584	MBS	-2,900
SHS	6,963	TA9	-2,264
VGS	5,699	BVS	-874
TIG	1,470	TNG	-726

HNX 外資買/賣超的前 5 名

UPCOM 外資每日買/賣超



證券代碼	買超金額 (Mil.VND)	證券代碼	賣超金額 (Mil.VND)
BSR	15,573	DDV	-613
ACV	8,047	VTL	-148
QNS	1,438	CLX	-122
VEA	258	CSI	-108
VAB	192	VLC	-37

UPCOM 外資買/賣超的前 5 名

源: FiinPro - YSVN



We Create **Fortune**

自營統計

證券代碼	買超金額 (Mil.VND)	證券代碼	賣超金額 (Mil.VND)
TDM	442,381	STB	26,946
VNM	17,525	PLX	21,081
NLG	15,244	BID	16,231
FUESSV50	14,936	VPB	15,525
HDB	11,470	HPG	10,636

HSX 自營交易最大前名

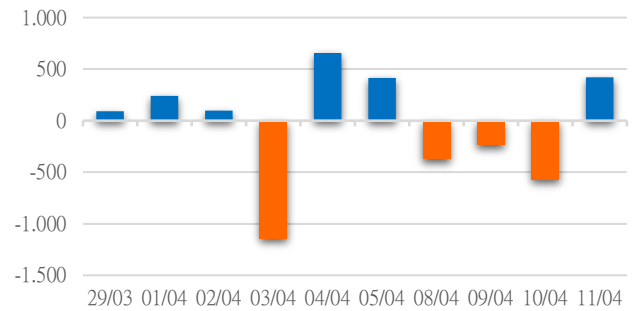
證券代碼	買超金額 (Mil.VND)	證券代碼	賣超金額 (Mil.VND)
		SHS	3,941
		PVS	2,116

HNX 自營交易最大前名

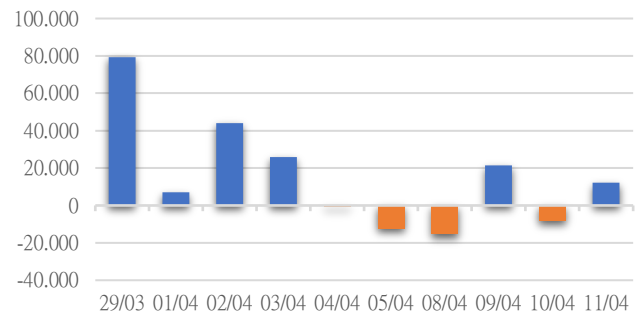
證券代碼	買超金額 (Mil.VND)	證券代碼	賣超金額 (Mil.VND)
QTP	233.30	BSR	1,774

UPCoM 自營交易最大前名

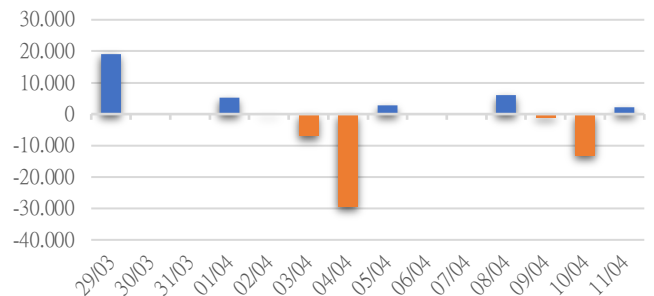
HSX 自營交易每日買/賣超 (BiVND)



HNX 自營交易每日買/賣超 (BiVND)



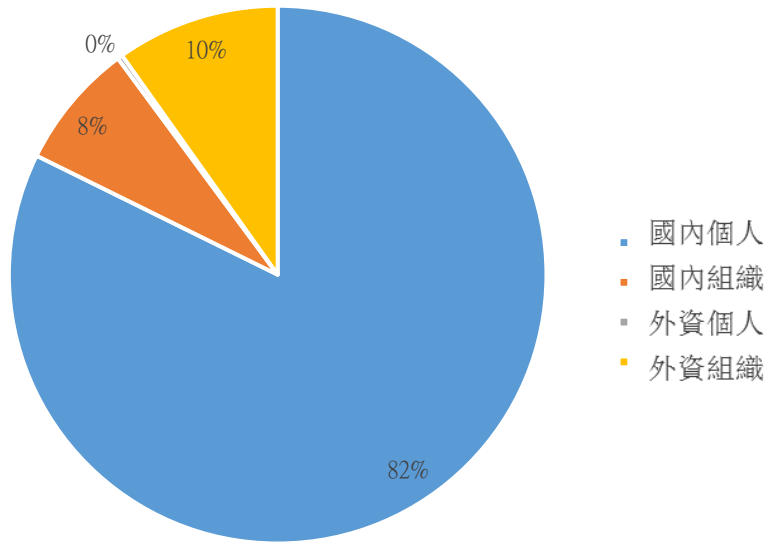
UPCoM 自營交易每日買/賣超 (BiVND)





We Create **Fortune**

越南證券市場投資人類別統計



資料源: FiinPro - YSVN



We Create Fortune

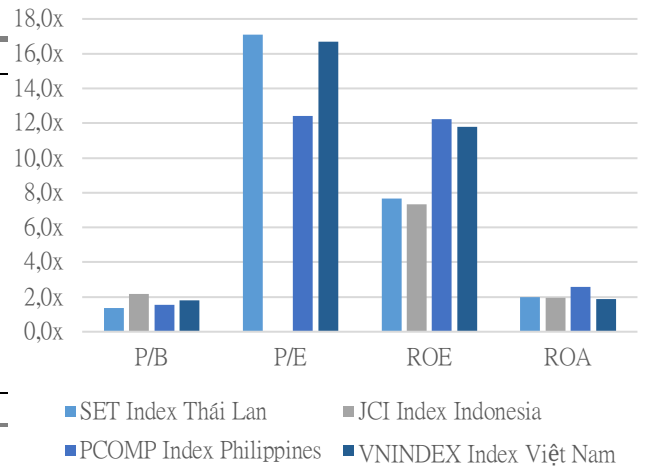
東南亞主要市場走勢比較



東南亞主要市場數據

		Thailand	Indonesia	Philippines	Vietnam
P/B		1.4x	2.2x	1.6x	1.8x
P/E		17.1x	#N/A N/A	12.4x	16.7x
ROE	%	7.66	7.33	12.22	11.79
ROA	%	1.98	1.96	2.57	1.89
Vốn hóa	Tỷ USD	475.14	751.45	163.86	205.13
GTGD	Triệu USD	1.14	0.47	0.06	0.60
LS cổ tức	%	3.23	3.75	2.61	1.55

源: Bloomberg & YSVN





We Create **Fortune**

元大證券（越南）公司

個人客戶分析部

Nguyễn Th ê Minh
研究分析經理
+84 28 3622 6868 ext 3826
minh.nguyen@yuanta.com.vn

Lý Thị Hi ền
研究分析主管
+84 28 3622 6868 ext 3908
hien.ly@yuanta.com.vn

Quách Đức Khánh
研究分析副主管
+84 28 3622 6868 ext 3833
khanh.quach@yuanta.com.vn

Khổng Hữu Hiệp
高級分析專員
+84 28 3622 6868 ext 3912
hiiep.khong@yuanta.com.vn

Nguyễn Trịnh Ngọc Hồng
高級分析專員
+84 28 3622 6868 ext 3832
hong.nguyen@yuanta.com.vn

Phạm Tấn Phát
高級分析專員
+84 28 3622 6868 ext 3880
phat.pham@yuanta.com.vn

個人客戶業務部

Phạm Đắc Thành
北部營業中心經理
+84 28 3622 6868 ext 3416
thanh.pham@yuanta.com.vn

Võ Thị Thu Thủy
平陽分行經理
+84 28 3622 6868 ext 3505
thuy.vo@yuanta.com.vn

Lương Kỳ Ty
堤岸分行經理
+84 28 3622 6868 ext 3653
ty.luong@yuanta.com.vn

Bùi Quốc Phong
同奈分行經理
+84 28 3622 6868 ext 3701
phong.bui@yuanta.com.vn

Võ Đình Tuấn
峴港分行經理
+84 28 3622 6868 ext 3301
tuan.vo@yuanta.com.vn

Nguyễn Việt Quang
河內分行經理
+84 28 3622 6868 ext 3404
quang.nguyen@yuanta.com.vn

Đinh Thị Thu Cúc
頭頓分行經理
+84 28 3622 6868 ext 3203
cuc.dinh@yuanta.com.vn



We Create **Fortune**

Appendix A: Important Disclosures

Analyst Certification

Each research analyst primarily responsible for the content of this research report, in whole or in part, certifies that with respect to each security or issuer that the analyst covered in this report: (1) all of the views expressed accurately reflect his or her personal views about those securities or issuers; and (2) no part of his or her compensation was, is, or will be, directly or indirectly, related to the specific recommendations or views expressed by that research analyst in the research report.

Ratings Definitions

BUY: We have a positive outlook on the stock based on our expected absolute or relative return over the investment period. Our thesis is based on our analysis of the company's outlook, financial performance, catalysts, valuation and risk profile. We recommend investors add to their position.

HOLD-Outperform: In our view, the stock's fundamentals are relatively more attractive than peers at the current price. Our thesis is based on our analysis of the company's outlook, financial performance, catalysts, valuation and risk profile.

HOLD-Underperform: In our view, the stock's fundamentals are relatively less attractive than peers at the current price. Our thesis is based on our analysis of the company's outlook, financial performance, catalysts, valuation and risk profile.

SELL: We have a negative outlook on the stock based on our expected absolute or relative return over the investment period. Our thesis is based on our analysis of the company's outlook, financial performance, catalysts, valuation and risk profile. We recommend investors reduce their position.

Under Review: We actively follow the company, although our estimates, rating and target price are under review.

Restricted: The rating and target price have been suspended temporarily to comply with applicable regulations and/or Yuanta policies.

Note: Yuanta research coverage with a Target Price is based on an investment period of 12 months. Greater China Discovery Series coverage does not have a formal 12 month Target Price and the recommendation is based on an investment period specified by the analyst in the report.

Global Disclaimer

© 2018 Yuanta. All rights reserved. The information in this report has been compiled from sources we believe to be reliable, but we do not hold ourselves responsible for its completeness or accuracy. It is not an offer to sell or solicitation of an offer to buy any securities. All opinions and estimates included in this report constitute our judgment as of this date and are subject to change without notice.

This report provides general information only. Neither the information nor any opinion expressed herein constitutes an offer or invitation to make an offer to buy or sell securities or other investments. This material is prepared for general circulation to clients and is not intended to provide tailored investment advice and does not take into account the individual financial situation and objectives of any specific person who may receive this report. Investors should seek financial advice regarding the appropriateness of investing in any securities, investments or investment strategies discussed or recommended in this report. The information contained in this report has been compiled from sources believed to be reliable but no representation or warranty, express or implied, is made as to its accuracy, completeness or correctness. This report is not (and should not be construed as) a solicitation to act as securities broker or dealer in any jurisdiction by any person or company that is not legally permitted to carry on such business in that jurisdiction.

Yuanta research is distributed in the United States only to Major U.S. Institutional Investors (as defined in Rule 15a-6 under the Securities Exchange Act of 1934, as amended and SEC staff interpretations thereof). All transactions by a US person in the securities mentioned in this report must be effected through a registered broker-dealer under Section 15 of the Securities Exchange Act of 1934, as amended. Yuanta research is distributed in Taiwan by Yuanta Securities Investment Consulting. Yuanta research is distributed in Hong Kong by Yuanta Securities (Hong Kong) Co. Limited, which is licensed in Hong Kong by the Securities and Futures Commission for regulated activities, including Type 4 regulated activity (advising on securities). In Hong Kong, this research report may not be redistributed, retransmitted or disclosed, in whole or in part or and any form or manner, without the express written